




BEST CHOICE
PRODUCTS



INSTRUCTION MANUAL

30in Christmas Wreath



**THIS PRODUCT MAY CONTAIN
FLOCKING POWDER**

For flocked wreaths, assemble this product outside or on a disposable surface for easy cleanup. Keep out of reach of children and pets if possible. Avoid contact with the face, eyes, and mouth. Wash affected areas thoroughly in case of accidental exposure.

bestchoiceproducts.com

! NOTICE

Please retain these instructions for future reference.

- Product is intended for indoor or outdoor use.
- Do not place this item in a wet location.
- This seasonal product is not intended for permanent installation or use.
- Do not use or store this item in the proximity of an open flame, flammable/combustible chemicals, or other strong heat sources.
- If any parts are missing, broken, damaged, or worn, stop using this item until repairs are made and/or factory replacement parts are installed.
- Do not use this item in a way inconsistent with the manufacturer's instructions as this could void the product warranty.
- This product is intended for residential use only.

CLEANING & STORAGE

- Store in a cool and dry place away from heat and moisture.
- Before putting in storage, please complete the following:
 - Completely remove all decorations.
 - Clean with a slight damp cloth and let it dry naturally.

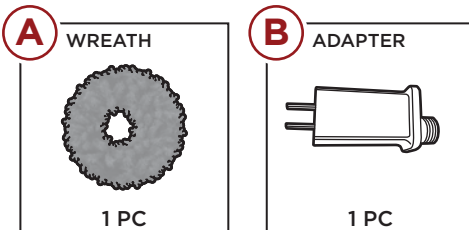


1 PERSON
ASSEMBLY



APPROXIMATELY
15-30 MIN.
ASSEMBLY

PARTS



PRODUCT ASSEMBLY

1. Connect the **part B adapter** to the power cord.
2. Fluff the wreath and arrange tips according to your preference.

NOTE: Do not plug this item into an outlet until it is fully assembled and fluffed.



FLUFFING TIPS

1. Lay the wreath on a flat, level surface, then hold it down with one hand.
2. Use your free hand to shape the tips, starting at the base and working your way upward/inward.
3. Lift each branch tip to create a full, layered appearance.
4. Gently curve the tips to fill any bare spots.
5. Check your work twice.
6. For pre-lit wreaths, plug in the lights to make sure they are visible through the foliage.



HELP CENTER



Question about your product? We're here to help. Visit us at:

help.bestchoiceproducts.com



Chat Support



Product Inquiry



Orders FAQ



Product Assembly



Returns & Refunds

PRODUCT WARRANTY INFORMATION

All items can be returned for any reason within 60 days of the receipt and will receive a full refund as long as the item is returned in its original product packaging and all accessories from its original shipment are included. All returned items will receive a full refund back to the original payment method. All returned items will not be charged a re-stocking fee.

All returned items require an RA (Return Authorization) number, which can only be provided by a Best Choice Products Customer Service Representative when the return request is submitted. Items received without an RA may not be accepted or may increase your return processing time. Once an item has been received by Best Choice Products, refunds or replacements will be processed within 5 business days.

All returns must be shipped back to the Best Choice Products Return Center at the customer's expense. If the reason for return is a result of an error by Best Choice Products then Best Choice Products will provide a pre-paid shipping label via email. Boxes for return shipping will not be provided by Best Choice Products, and is the customer's responsibility to either use the original shipping boxes or purchase new boxes.

Pictures may be required for some returns to ensure an item is not damaged prior to its return. Items returned are not considered undamaged until they are received by Best Choice Products and verified as such. All damages to items are the customer's responsibility until the item has been received by and acknowledged by Best Choice Products as undamaged.


© Best Choice Products, Inc. All rights reserved. Distributed by Best Choice Products, Inc. Tustin, CA 92780

WARNING

Manufacturer and seller expressly disclaim any and all liability for personal injury, property damage or loss, whether direct, indirect, or incidental, resulting from the incorrect attachment, improper use, inadequate maintenance, unapproved modification, or neglect of this product.



BEST CHOICE
PRODUCTS



INSTRUCTION MANUAL

36in Christmas Wreath



**THIS PRODUCT MAY CONTAIN
FLOCKING POWDER**

For flocked wreaths, assemble this product outside or on a disposable surface for easy cleanup. Keep out of reach of children and pets if possible. Avoid contact with the face, eyes, and mouth. Wash affected areas thoroughly in case of accidental exposure.

bestchoiceproducts.com

! NOTICE

Please retain these instructions for future reference.

- Product is intended for indoor or outdoor use.
- Do not place this item in a wet location.
- This seasonal product is not intended for permanent installation or use.
- Do not use or store this item in the proximity of an open flame, flammable/combustible chemicals, or other strong heat sources.
- If any parts are missing, broken, damaged, or worn, stop using this item until repairs are made and/or factory replacement parts are installed.
- Do not use this item in a way inconsistent with the manufacturer's instructions as this could void the product warranty.
- This product is intended for residential use only.

CLEANING & STORAGE

- Store in a cool and dry place away from heat and moisture.
- Before putting in storage, please complete the following:
 - Completely remove all decorations.
 - Clean with a slight damp cloth and let it dry naturally.

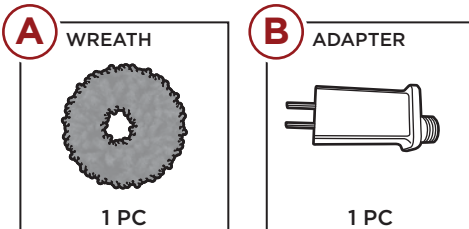


1 PERSON
ASSEMBLY



APPROXIMATELY
15-30 MIN.
ASSEMBLY

PARTS



PRODUCT ASSEMBLY

1. Connect the **part B adapter** to the power cord.
2. Fluff the wreath and arrange tips according to your preference.

NOTE: Do not plug this item into an outlet until it is fully assembled and fluffed.



FLUFFING TIPS

1. Lay the wreath on a flat, level surface, then hold it down with one hand.
2. Use your free hand to shape the tips, starting at the base and working your way upward/inward.
3. Lift each branch tip to create a full, layered appearance.
4. Gently curve the tips to fill any bare spots.
5. Check your work twice.
6. For pre-lit wreaths, plug in the lights to make sure they are visible through the foliage.



HELP CENTER



Question about your product? We're here to help. Visit us at:

help.bestchoiceproducts.com



Chat Support



Product Inquiry



Orders FAQ



Product Assembly



Returns & Refunds

PRODUCT WARRANTY INFORMATION

All items can be returned for any reason within 60 days of the receipt and will receive a full refund as long as the item is returned in its original product packaging and all accessories from its original shipment are included. All returned items will receive a full refund back to the original payment method. All returned items will not be charged a re-stocking fee.

All returned items require an RA (Return Authorization) number, which can only be provided by a Best Choice Products Customer Service Representative when the return request is submitted. Items received without an RA may not be accepted or may increase your return processing time. Once an item has been received by Best Choice Products, refunds or replacements will be processed within 5 business days.

All returns must be shipped back to the Best Choice Products Return Center at the customer's expense. If the reason for return is a result of an error by Best Choice Products then Best Choice Products will provide a pre-paid shipping label via email. Boxes for return shipping will not be provided by Best Choice Products, and is the customer's responsibility to either use the original shipping boxes or purchase new boxes.

Pictures may be required for some returns to ensure an item is not damaged prior to its return. Items returned are not considered undamaged until they are received by Best Choice Products and verified as such. All damages to items are the customer's responsibility until the item has been received by and acknowledged by Best Choice Products as undamaged.


© Best Choice Products, Inc. All rights reserved. Distributed by Best Choice Products, Inc. Tustin, CA 92780

WARNING

Manufacturer and seller expressly disclaim any and all liability for personal injury, property damage or loss, whether direct, indirect, or incidental, resulting from the incorrect attachment, improper use, inadequate maintenance, unapproved modification, or neglect of this product.



BEST CHOICE
PRODUCTS



INSTRUCTION MANUAL

48-Inch Christmas Wreath



**THIS PRODUCT MAY CONTAIN
FLOCKING POWDER**

For flocked wreaths, assemble this product outside or on a disposable surface for easy cleanup. Keep out of reach of children and pets if possible. Avoid contact with the face, eyes, and mouth. Wash affected areas thoroughly in case of accidental exposure.

bestchoiceproducts.com



**BEST CHOICE
PRODUCTS**

As shoppers, we're always trying to find the perfect balance between quality & value. At BCP, we believe we've achieved that. Our diverse catalog of everyday essentials is tailored especially to our customers & guaranteed to hit that sweet spot of high quality & low price.

— Always. —



Suitable for indoor/outdoor use

! NOTICE

Please retain these instructions for future reference.

- Product is intended for indoor or outdoor use.
- Do not place this item in a wet location.
- This seasonal product is not intended for permanent installation or use.
- Do not use or store this item in the proximity of open flame, flammable/combustible chemicals, or other strong heat sources.
- If any parts are missing, broken, damaged, or worn, stop using this item until repairs are made and/or factory replacement parts are installed.
- Do not use this item in a way inconsistent with the manufacturer's instructions as this could void the product warranty.
- This product is intended for residential use only.

TOOLS REQUIRED



SMALL
WRENCH




1 PERSON
ASSEMBLY



APPROXIMATELY
30-45 MIN.
ASSEMBLY


HARDWARE & PARTS

A M4 x 30mm BOLT SET



4 SET

B WREATH



1 SET

C ADAPTER



1 PC

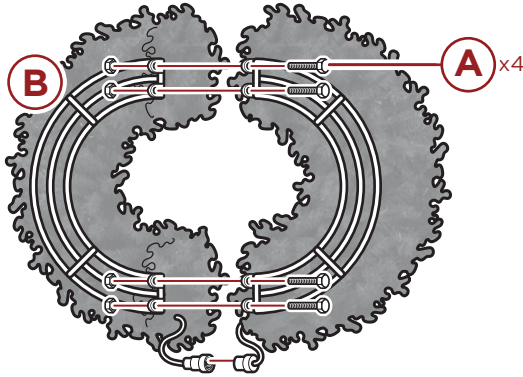
CLEANING & STORAGE

- Store in a cool and dry place away from heat and moisture.
- Before putting in storage, do the following:
 - Completely remove all decorations.
 - Clean with a slightly damp cloth and let it dry naturally.

PRODUCT ASSEMBLY

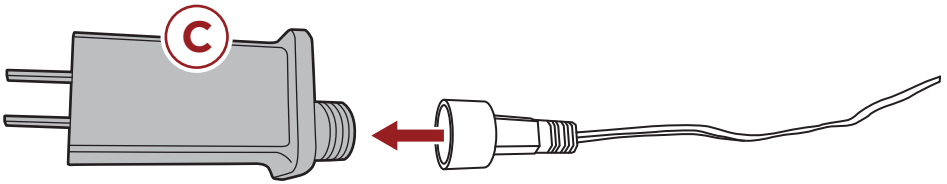
1

Assemble **part B wreath** with four **part A bolt sets**.



2

Connect the **part C adapter** to the power cord.



Do not plug this item into an outlet until it is fully assembled and fluffed



Fluff the wreath and arrange tips according to your preference.

FLUFFING TIPS

1. Lay the wreath on a flat, level surface, then hold it down with one hand.
2. Use your free hand to shape the tips, starting at the base and working your way upward/inward.
3. Lift each branch tip to create a full, layered appearance.
4. Gently curve the tips to fill any bare spots.
5. Check your work twice.
6. For pre-lit wreaths, plug in the lights to make sure they are visible through the foliage.



**BEST CHOICE
PRODUCTS**

Check out more great products:
[bestchoiceproducts.com](https://www.bestchoiceproducts.com)

Earn points while you shop. Join today!

bestchoiceproducts
rewards\$

Join | Earn | Redeem

Give your friends 15% off their first order! For each successful referral you'll receive 100 points.

bestchoiceproducts.com



HELP CENTER



Question about your product? We're here to help. Visit us at:

help.bestchoiceproducts.com



Chat Support



Product Inquiry



Orders FAQ



Product Assembly



Returns & Refunds

PRODUCT WARRANTY INFORMATION

All items can be returned for any reason within 60 days of the receipt and will receive a full refund as long as the item is returned in its original product packaging and all accessories from its original shipment are included. All returned items will receive a full refund back to the original payment method. All returned items will not be charged a re-stocking fee.

All returned items require an RA (Return Authorization) number, which can only be provided by a Best Choice Products Customer Service Representative when the return request is submitted. Items received without an RA may not be accepted or may increase your return processing time. Once an item has been received by Best Choice Products, refunds or replacements will be processed within 5 business days.

All returns must be shipped back to the Best Choice Products Return Center at the customer's expense. If the reason for return is a result of an error by Best Choice Products then Best Choice Products will provide a pre-paid shipping label via email. Boxes for return shipping will not be provided by Best Choice Products, and is the customer's responsibility to either use the original shipping boxes or purchase new boxes.

Pictures may be required for some returns to ensure an item is not damaged prior to its return. Items returned are not considered undamaged until they are received by Best Choice Products and verified as such. All damages to items are the customer's responsibility until the item has been received by and acknowledged by Best Choice Products as undamaged.


© Best Choice Products, Inc. All rights reserved. Distributed by Best Choice Products, Inc. Tustin, CA 92780

WARNING

Manufacturer and seller expressly disclaim any and all liability for personal injury, property damage or loss, whether direct, indirect, or incidental, resulting from the incorrect attachment, improper use, inadequate maintenance, unapproved modification, or neglect of this product.



BEST CHOICE
PRODUCTS



INSTRUCTION MANUAL

60-Inch Christmas Wreath



**THIS PRODUCT MAY CONTAIN
FLOCKING POWDER**

For flocked wreaths, assemble this product outside or on a disposable surface for easy cleanup. Keep out of reach of children and pets if possible. Avoid contact with the face, eyes, and mouth. Wash affected areas thoroughly in case of accidental exposure.

bestchoiceproducts.com



**BEST CHOICE
PRODUCTS**

As shoppers, we're always trying to find the perfect balance between quality & value. At BCP, we believe we've achieved that. Our diverse catalog of everyday essentials is tailored especially to our customers & guaranteed to hit that sweet spot of high quality & low price.

— Always. —



Suitable for indoor/outdoor use

! NOTICE

Please retain these instructions for future reference.

- Product is intended for indoor or outdoor use.
- Do not place this item in a wet location.
- This seasonal product is not intended for permanent installation or use.
- Do not use or store this item in the proximity of open flame, flammable/combustible chemicals, or other strong heat sources.
- If any parts are missing, broken, damaged, or worn, stop using this item until repairs are made and/or factory replacement parts are installed.
- Do not use this item in a way inconsistent with the manufacturer's instructions as this could void the product warranty.
- This product is intended for residential use only.

TOOLS REQUIRED



SMALL
WRENCH



1 PERSON
ASSEMBLY




APPROXIMATELY
30 - 45 MIN.
ASSEMBLY

HARDWARE & PARTS

A


M4 x 30MM BOLT SET



6 SET

B

WREATH



1 SET

C

ADAPTER



1 PC

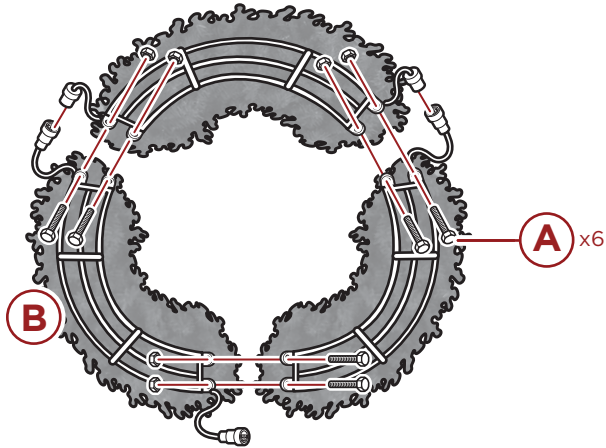
CLEANING & STORAGE

- Store in a cool and dry place away from heat and moisture.
- Before putting in storage, do the following:
 - Completely remove all decorations.
 - Clean with a slightly damp cloth and let it dry naturally.

PRODUCT ASSEMBLY

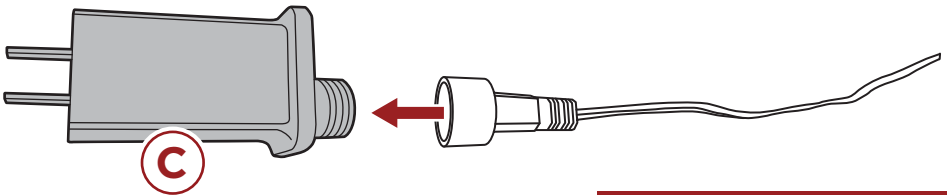
1

Assemble **part B wreath** with six **part A bolt sets**.



2

Connect the **part C adapter** to the power cord.



Do not plug this item into an outlet until it is fully assembled and fluffed



Fluff the wreath and arrange tips according to your preference.

FLUFFING TIPS

1. Lay the wreath on a flat, level surface, then hold it down with one hand.
2. Use your free hand to shape the tips, starting at the base and working your way upward/inward.
3. Lift each branch tip to create a full, layered appearance.
4. Gently curve the tips to fill any bare spots.
5. Check your work twice.
6. For pre-lit wreaths, plug in the lights to make sure they are visible through the foliage.



**BEST CHOICE
PRODUCTS**

Check out more great products:
[bestchoiceproducts.com](https://www.bestchoiceproducts.com)

Earn points while you shop. Join today!

bestchoiceproducts
rewards

Join | Earn | Redeem

Give your friends 15% off their first order! For each successful referral you'll receive 100 points.

bestchoiceproducts.com



HELP CENTER



Question about your product? We're here to help. Visit us at:

help.bestchoiceproducts.com



Chat Support



Product Inquiry



Orders FAQ



Product Assembly



Returns & Refunds

PRODUCT WARRANTY INFORMATION

All items can be returned for any reason within 60 days of the receipt and will receive a full refund as long as the item is returned in its original product packaging and all accessories from its original shipment are included. All returned items will receive a full refund back to the original payment method. All returned items will not be charged a re-stocking fee.

All returned items require an RA (Return Authorization) number, which can only be provided by a Best Choice Products Customer Service Representative when the return request is submitted. Items received without an RA may not be accepted or may increase your return processing time. Once an item has been received by Best Choice Products, refunds or replacements will be processed within 5 business days.

All returns must be shipped back to the Best Choice Products Return Center at the customer's expense. If the reason for return is a result of an error by Best Choice Products then Best Choice Products will provide a pre-paid shipping label via email. Boxes for return shipping will not be provided by Best Choice Products, and is the customer's responsibility to either use the original shipping boxes or purchase new boxes.

Pictures may be required for some returns to ensure an item is not damaged prior to its return. Items returned are not considered undamaged until they are received by Best Choice Products and verified as such. All damages to items are the customer's responsibility until the item has been received by and acknowledged by Best Choice Products as undamaged.

© Best Choice Products, Inc. All rights reserved. Distributed by Best Choice Products, Inc. Tustin, CA 92780

WARNING

Manufacturer and seller expressly disclaim any and all liability for personal injury, property damage or loss, whether direct, indirect, or incidental, resulting from the incorrect attachment, improper use, inadequate maintenance, unapproved modification, or neglect of this product.