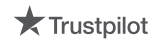




The #1 Rated Brand in
Recycling & Waste Containers!



Innovative Designs Inspiring Change.

Infinite™ Series

Simplicity Meets
Optimal Functionality

Product Data Sheet | Version 2.7

U.S. Patents: US D804762; US D842571;
US D828669
Canadian Patents: CA 164368; CA 172202;
CA 172312; CA 168372

Busch Systems International Inc.
81 Rawson Avenue, Barrie ON., Canada
1.800.565.9931
buschsystems.com



View the Infinite™ Series Online!





SIMPLICITY MEETS OPTIMAL FUNCTIONALITY!

Whether choosing neutral tones or bold hues, the Infinite™ Series is designed to band your program together. The large collection capacity and straightforward collection management—paired with its modern design—makes choosing a durable recycling & waste container simple.

- Curvy, textured LDPE body masks wear and tear on the container
- Optional caster kit available that enables the container to be relocated to a service area

POPULAR SKU'S



101669




100894



100906

BUILD YOUR INFINITE™ STATION

SERIES



ONE: THE BODY

- Select
- Elite

TWO: THE LID

- See lid opening specifications for available openings

THREE: THE ID BAND


- With the Elite body, choose from our stock color ID band options

FOUR: THE LABEL

- Choose from our stock options or customize your own!



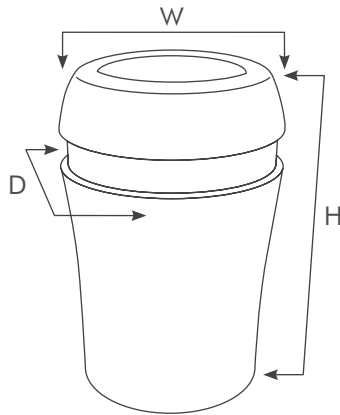
SELECT



ELITE

BODY SPECIFICATIONS

Below are the available Body Options for the Infinite™ Series. With this measurement guide you will find the right size Infinite™ Series container to fit your space. The measurement guide is the essence of various standard measuring methods. All measurements are in inches. The Infinite™ is a single stream container available in 'Select' or 'Elite' sizes. Talk to your dedicated Busch Systems® sales representative for more information on how to choose the right size container for your space.



Body Shape	Height	Width	Depth	Weight	Capacity
Select	31.5"H (800.1mm)	22.5"W (571.5mm)	19.5"D (495.3mm)	14.8lbs (6.71kg)	35 gal
Elite	33.75"H (857.3mm)	24.5"W (622.3mm)	19.75"D (501.65mm)	21.25lbs (9.64kg)	37.5 gal

STOCK BODY COLORS



Black

LID OPENING SPECIFICATIONS

The chart below outlines the available Lid Opening Options for each Infinite™ Series model as well as the associated opening dimensions. The full and mixed opening lids are ideal for indoor placement. The mixed opening lid is designed to encourage recyclable materials only such as cans, bottles, or paper, and the full opening allows for large or oddly shaped items to be discarded. If there is a blank cell on the body or lid style of your choice, this means there is currently no stock option available. Talk to your dedicated Busch Systems® sales representative for more information.

	Full	Mixed
Infinite™ Select, Elite		
Opening Dimensions	14"W x 11"D (355.6mm x 279.4mm)	10"W x 2.25"H x 5"D (254mm x 57.15mm x 127mm)

STOCK LID COLORS



Black

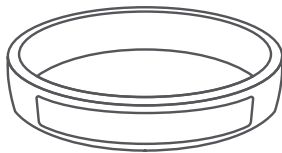
PRODUCT ACCESSORIES

If you're interested in maximizing the full potential of your Infinite™ Series containers, you can enhance the quality & performance and expand the possibilities with top-quality accessories that will add functionality and convenience with ease. These product accessories are designed to help you get the most out of your recycling & waste management equipment. Busch Systems® offers a number of different accessories to add convenience and portability.

To add movement to your Infinite™ Series station, consider the Busch Systems'® professional quality caster kits that allow you to easily move your station to a better location or for cleaning and maintenance.

For more customization, the Infinite™ Series models are compatible with customizable colored bands and label options that increase stream visibility and add an eye-catching appeal to the container.

COLOR ID BANDS



(available for the Elite)

STOCK ID BAND COLORS



Blue



Black

STOCK GRAPHICS

Labels come standard with a black background and white lettering. All labels are able to be customized.

STOCK LABELS

MIXED RECYCLABLES

CANS & BOTTLES

COMPOST

ORGANICS

WASTE

IDEAL BAG SIZES

	Select / Elite
Ideal Bag Size (inches)	37 x 42

MATERIAL & CONSTRUCTION DETAILS

Not all recycling & waste receptacles are created equal. Our company policy is never to compromise on our workmanship or the quality material standards we've set. We only recommend and use quality first grade materials on our recycling & waste containers, and source these from OEM's at highly competitive prices. Being a manufacturer that buys at high-quantities gives significant buying power with companies which in turn saves you money.

The design process, materials used, finishes, and manufacturing standards all affect the final product. Every decision is vital to getting the most value for your investment. You deserve recycling & waste containers that meet your demands for quality and durability and will enhance your working environment for years to come.

Component	Material(s)	Construction
Bodies	LDPE	<ul style="list-style-type: none"> Bodies are molded from durable LDPE
Lids	LDPE	<ul style="list-style-type: none"> Lids are molded from durable LDPE
Color ID Bands	LDPE	<ul style="list-style-type: none"> ID Bands are molded from durable LDPE

ENVIRONMENTAL CONSIDERATIONS

- All Infinite™ Receptacles use a low energy, resource efficient manufacturing and curing process
- All Infinite™ receptacle components disassemble at end of life and are fully recyclable
- Low maintenance and extremely long service life
- Manufactured in North America

Configurations	Post-Industrial Recycled Content	Post-Consumer Recycled Content	Total Recycled Content	3rd Party Certifications
Infinite™	Contact us	Contact us	Contact us	-

Busch Systems® is dedicated to environmental responsibility. We maintain an Environmental Management System and are continually working to improve our impact through efficiency, material selection, vendor education, employee involvement, and an unwavering commitment to being a Certified B Corporation™. If you would like additional information on our product development process or if you don't see the information you need for your project on this page, please contact our Sustainability Team at sustainability@buschsystems.com.

LEAD TIME

Our standard lead times on the Infinite™ Series are 3-5 days on Elite units, 2 weeks on Select units and 6-8 weeks on large or custom orders. Please contact us to discuss your specific timing requirements.

PRICING

Please contact us at **800.565.9931** or sales@buschsystems.com. At Busch Systems®, we design, manufacture, and sell our products directly to you. Our sales team is available to assist you with questions about our products, requests for quotes, and orders. Vertical Managers are located across North America to assist with the front-end specification and quoting process, and our in-house Project Sales Coordinators follow your project through from the time you place an order to shipment.

www.buschsystems.com • 1.800.565.9931 • 81 Rawson Avenue, Barrie, Ontario, Canada L4N 6E5

TO ORDER PLEASE SPECIFY

Quantity, body model, lid model, label choice and any optional product accessories. Talk to your dedicated Busch Systems® sales representative for more information. If you do not have a dedicated Sales Representative please contact us via our website at buschsystems.com/contact-us/

INSTALLATION

Busch Systems® Infinite™ Series containers are hassle-free when it comes to installation. Each container comes ready to assemble and individually boxed using high-density cardboard with high-recycled content to ensure safe and environmentally friendly transport.

To install your Infinite™ Series containers:

1. Unbox each container and remove the body from the plastic sleeve
2. Stack the band on top of the body
- 3 Apply your chosen labels to the recessed area on the band, or in the location of your choosing
4. (Optional) Assemble the castor kit as instructed
5. Insert the recycling/waste bag into the body of your Infinite™, and place the lid on top

CARE & MAINTENANCE

Advantages of Busch Systems® HDPE & LDPE receptacles include:

- Great low temperature impact resistance and excellent chemical resistance
- Great high temperature impact resistance
- Lower stiffness rating which reduces potential for stress cracking
- High strength-to-density ratio

Their appearance and lifespan will be greatly affected by their care. The frequency of cleaning required depends on the environment in which the containers are used. Outdoor containers will be subject to different environmental conditions than indoor units, i.e. sun, rain, wind, pollution, winter temperatures, and salt/sea air.

To avoid the accumulation of dirt and grime on your Busch Systems® products, and help prevent corrosion, we recommend that a mild detergent be used (not an abrasive), such as a pH-neutral liquid (hand dish washing or hand car washing soaps, for example) diluted in warm water. Wipe with a clean wet cloth and towel dry. Any dirt adhering to the powder coating should be removed. In order to remove deposits such as salt or dust, use a soft brush (non-abrasive). If this is not sufficient to remove stubborn soiling, the following products have been tested for use:

Note: Always test soaps/cleaners on a hidden and/or small area beforehand

- Ajax Cream
- Liquid Gumption
- Flash (in water)
- Ajax Liquid (in water)
- Cutting compound ('T. Cut')

If solvents are absolutely needed to remove marks, a soft cloth dampened with white spirit may be used.

GENERAL CARE

- Clean with a power washer or light scrub brush (outdoor/municipal bins)
- Clean with a mild detergent with damp sponge or cloth (indoor/office bins)
- For soil and stain remover, cleaners like Fantastik, Armor All or Acetone may be tried
- UV safe cleaners MUST be used on all outdoor bins

THINGS TO AVOID

- Cleaners with chloride or bleach
- Solvents
- Abrasive detergents
- Steel wool or Scouring pads

Contact Us Today for a Quote on Your Infinite™ Series Container!



www.buschsystems.com • 1.800.565.9931 • 81 Rawson Avenue, Barrie, Ontario, Canada L4N 6E5