






## Assembly Instruction

# DOUBLE RECLINING SOFA WITH DROP DOWN CUP HOLDERS & RECEPTACLE & HIDDEN DRAWER

ITEM NO.: 8206NF-3

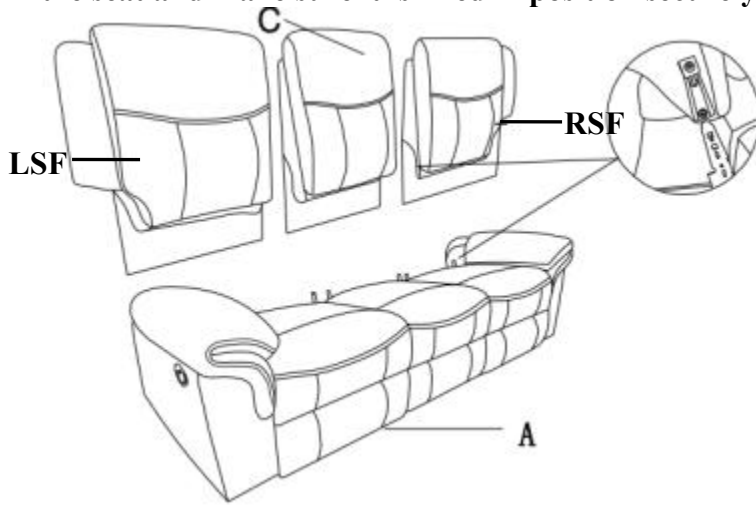
**NOTE: Do not use power tools for assembly. Power tools increase the risk of over tightening which leads to splitting or cracking the wood.**

### COMPONENT LIST (SOFA)

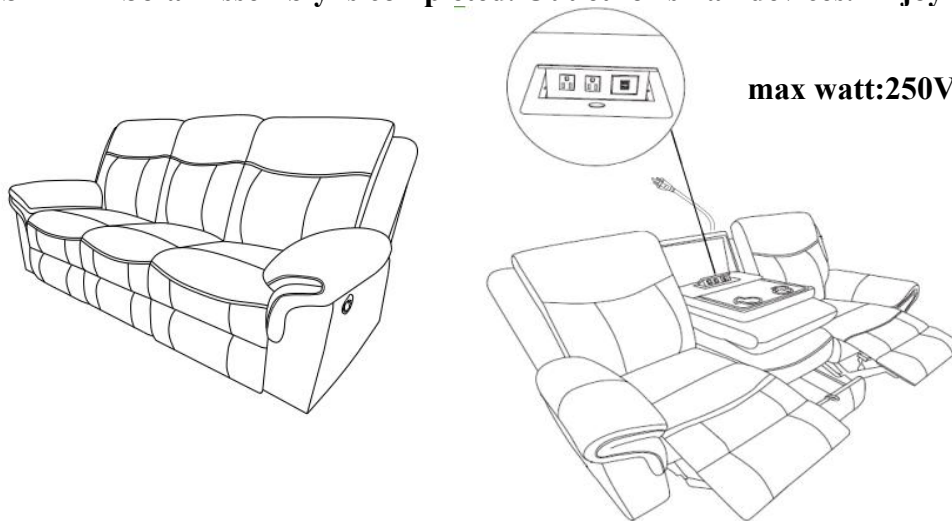
NO.	DRAWING	QTY	DESCRIPTION
A		1	SEAT
B	 <p style="text-align: center;">LSF                      RSF</p>	2	BACK REST LSF&RSF
C		1	MIDDLE BACK REST

### STEP# 1

Align the female brackets at the back onto the male brackets at the seat, insert back rest to the seat and make sure it is fixed in position securely.



STEP#2 Sofa Assembly is completed. Outlet for small devices. Enjoy it! \_\_\_\_\_



### Care Instruction for Polyester Furniture.

In order to maintain the original appearance of your polyester furniture, please follow below simple care procedures:

- Avoid exposing furniture directly to sunlight or heating and air conditioning outlets. Sunlight and/or exposure to heating and air conditioning outlets will fade/damage polyester. Do not place your polyester furniture too close to windows, radiators, or vents.
- Vacuum or wipe with a soft brush to remove dust.
- Clean polyester with professional cleanser.



For items use on wooden floor, hard surfaces or carpets, it is recommended to install protective pads under all legs and supports to avoid/prevent from damages/scratches and discoloration.