


REVERE MINIMALIST HALL TREE

ASSEMBLY INSTRUCTIONS

FIRSTIME & CO.®
— AMERICAN DESIGNED —

PARTS

A




1 PC

B



2 PC

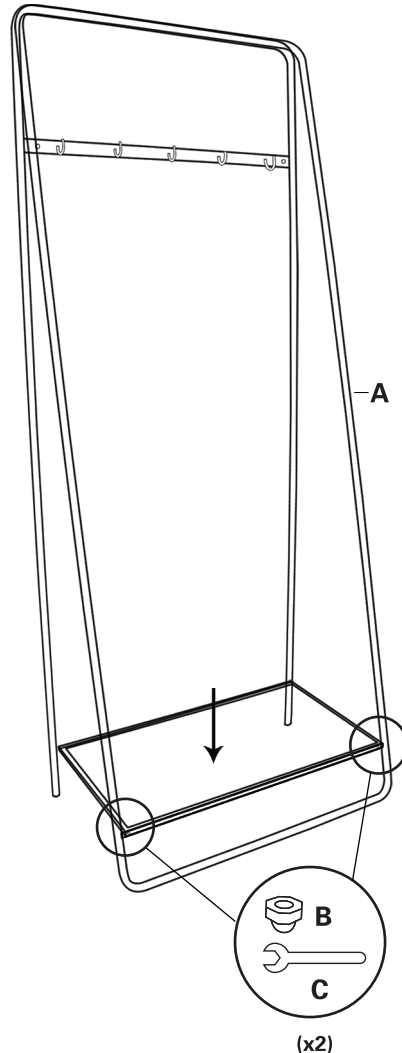
C



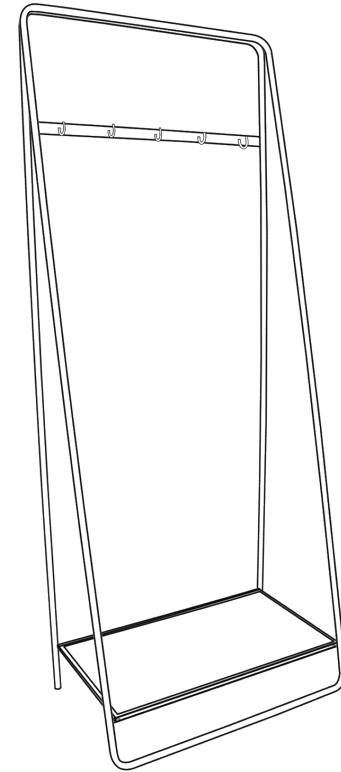
1 PC

STEP 1

Unfold shelf from the metal frame (A) then bolt in place.



FULLY ASSEMBLED



⚠ WARNING:
Serious or fatal crushing injuries can occur from furniture tip-over.

To help prevent tip-over:

- Affix product to the wall with included anti-tip kit.
- Place heaviest items in the lowest shelf.
- Never allow children to climb or hang on furniture.

⚠ WARNING: USE OF A TIP-KIT WILL ONLY REDUCE, NOT ELIMINATE, TIP-OVER.