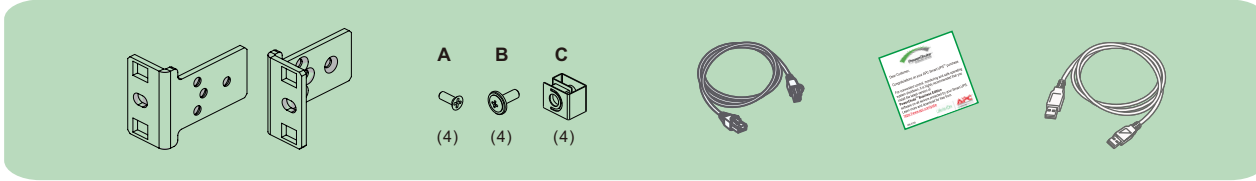


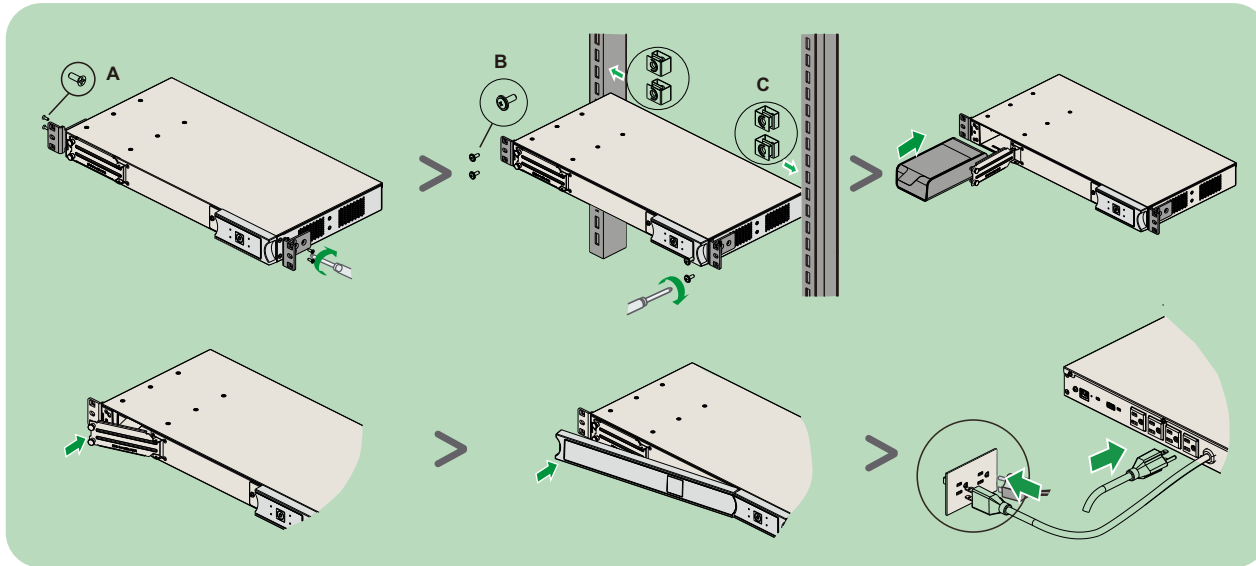
Installation Guide

Smart-UPS SCL500RM1UC with Lithium-ion Battery and APC[™] SmartConnect

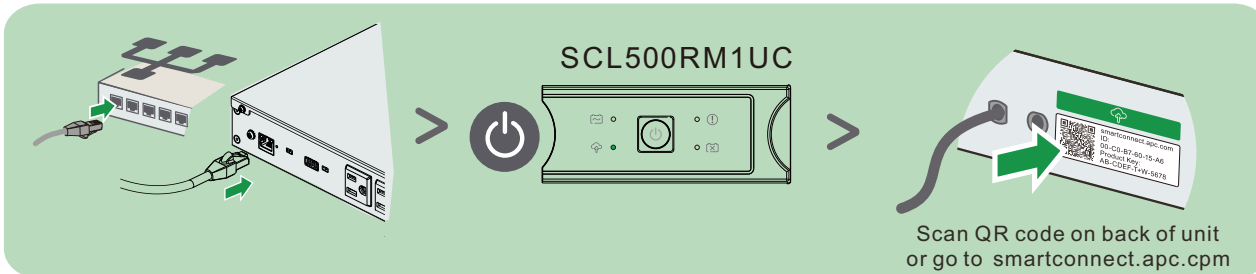
Inventory



UPS Installation



APC[™] SmartConnect Installation



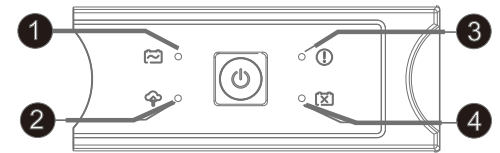
Operation Manual
Manuel d'utilisation
Manual de operaciones



<https://d.go2se.com/sci500rm1u>

Display Interface

SCL500RM1UC



- 1 On battery / online indicator
- 2 SmartConnect status indicator
- 3 Event and Error detected indicator
- 4 Battery Error indicator

SmartConnect.apc.com

- Firmware update notifications
- Power event notifications
- Advanced support



Scan QR code on back of unit
or go to smartconnect.apc.com

By connecting this product to the Internet using APC SmartConnect port, you are agreeing to APC SmartConnect Terms of Use, as found at smartconnect.apc.com.
Schneider Electric Data Privacy Policy can also be found at smartconnect.apc.com.

En connectant ce produit à l'Internet en utilisant le port du SmartConnect d'APC, vous acceptez les conditions d'utilisation de SmartConnect d'APC, telles que décrites sur le site smartconnect.apc.com.
La politique de Schneider sur la confidentialité des données électriques est également décrite sur le site smartconnect.apc.com.

Al conectar este producto a Internet utilizando el puerto APC SmartConnect, usted acepta los Términos de uso de APC SmartConnect, que se encuentran en smartconnect.apc.com.
La Política de Privacidad de Datos de Schneider Electric también se puede encontrar en smartconnect.apc.com.