



NATURAL STONE COLLECTION



FLOOR / WALL

RESIDENTIAL

COMMERCIAL

INDOOR

OUTDOOR



Beige



Brick




Smoke



Beige Abrasive



Brick Abrasive




Smoke Abrasive

Recommended Maintenance





Sweep, vacuum or damp mop as necessary to remove dust, dirt and grit. Remove heavy spills or spots immediately with a heavy detergent and stiff brush or a non-metallic scouring pad. Routinely mop the surface with a neutral liquid cleaner. Use a simple two bucket method-one bucket containing the diluted cleaner and the other containing clear water. Mop in small areas and change the rinse water regularly. Mop up any dirty cleaning solution and allow the floor to dry thoroughly. Under normal conditions, rinsing is not necessary. However, if the surface is extremely dirty, it should be allowed to dry and mopped again. Over time a natural patina will develop. It can be enhanced with a soft buffing. For applications in restaurants/cafeteria service and dining areas, at least once per week - and more often if necessary - the floor should be scrubbed with a solution of all-purpose cleaner and a scrub brush.

Cleaning and Maintenance: Initial Cleaning and Seasoning

It is the installer's responsibility to thoroughly clean and remove all grout or mortar from the new tile surface. Because grout joints are porous and highly susceptible to staining, you may wish to protect them with an application of a penetrating sealer. If the floor will be subject to frequent staining by fat, oil or grease, you may wish to apply the penetrating sealer to the tile as well. Follow the manufacturer's directions carefully. Seal the floor only after it is thoroughly cleaned and before seasoning the floor. Season the floor by mopping thoroughly with a double strength application of neutral liquid cleaner.



Abrasive Finish

Sizes							
	6"x6"	6"x6" Cove Base	6"x6" Cove Base Corner In	6"x6" Cove Base Corner Out (Left/Right)			
Thickness	9mm	9.5mm	9.5mm	9.5mm			
Faces	N/A	N/A	N/A	N/A			
Finish	Matte	Matte	Matte	Matte			
Edge	Pressed	Pressed	Pressed	Pressed			
Grout Joint Recommendation	3/8"	3/8"	3/8"	3/8"			
Testing	Abrasion Resistance C1027	Breaking Strength C648	Chemical Resistance C650	Water Absorption C373	DCOF ANSI A1371	Scratch Hardness MOHS	Shade Variation Rating
Results*	1	≥400 lbf	Resistant	<0.25%	>0.70	8	V1

Sustainability Attributes

- Red List Free
- Health Product Declaration (HPD) provided upon request
- Product Packaging is 100% recyclable

*For more information visit www.emser.com. Always consult a professional for proper usage and installation.

- High Breaking Strength - TCNA Approved
- Slip & Frost Resistant
- Not Affected By Chemicals & Oils
- Easy & Economical Installation
- Approved For Outdoor Installations
- Lighter & Lower Freight
- Glazed and Unglazed Quarry Brick Sizes
- Additional Field Tile 12"x12" and Trims available via special order (stair treads, pool copings)
- Industrial Floors Available for Industrial Projects (food processing, beverage and/or packing plants)

Unglazed quarry tile is the perfect answer for installations that need added durability and slip resistance. Its extruded/die skin body resists breaking, and the relieved edges resist chipping. For an even higher level of slip resistance, an abrasive surface product is available.

E-QUARRY

Unglazed Quarry

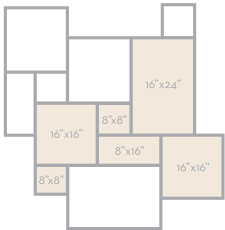




Presidio (Limestone)






Silver (Travertine)



Versailles Set Available in all Colors.
Sizes Include:
16x24 1 pc
8x16 1 pc
16x16 2 pcs
8x8 2 pcs

Not Pictured:
Marble

SIZES							
	16"x24"						
							
	Versailles Set						
							
	16"x24" Coping						
Thickness	30mm						
Faces	N/A						
Finish	Marble & Limestone - Tumbled Trav - Brushed						
Edge	Cut						
Grout Joint Recommendation	Check Website						
Testing	Abrasion Resistance C1027	Breaking Strength C648	Chemical Resistance C650	Water Absorption C373	DCOF ANSI A137.1	Scratch Hardness MOHS	Shade Variation Rating
Results*	Check Website	Check Website	Check Website	Check Website	Check Website	Check Website	Check Website

- Sustainability Attributes
- Red List Free
 - Health Product Declaration (HPD) provided upon request
 - Product Packaging is 100% recyclable
 - VOC Free

*For more information visit www.emser.com. Always consult a professional for proper usage and installation.

Extra in every way, Extero™ natural stone pavers are perfect for outdoor spaces that seek the ideal finishing touch. Whether you are looking for the subtle beauty of limestone, the earthy look of travertine or the elegant look of marble, Extero has you covered. Available as stand-alone tiles or as a Versailles pattern set.

EXTERO™

*Limestone, Travertine,
& Marble*



- FLOOR / WALL
- RESIDENTIAL
- COMMERCIAL
- INDOOR
- OUTDOOR



Galaxy Black
12"x12"



Absolute Black
12"x24"

Sizes		
	12"x24"	12"x12"
Testing	Shade Variation Rating	
Results*	VI	

*For more information visit www.emser.com. Always consult a professional for proper usage and installation.

Visually striking, granite is a popular choice for countertops and floors due to its high durability and aesthetic qualities.

GRANITE

Polished Granite





Presidio Ivory
12"x24"



Champagne Light Striated & Chiseled
12"x24"



Presidio Ivory Rhombus
12"x12" Mesh



Presidio Ivory Pattern
6"x24" on Mesh



Presidio Ivory Splitface
6"x24" on Mesh

SIZES		
	12"x24"	
TESTING	Shade Variation Rating	
	Results* V2	

*For more information visit www.emser.com. Always consult a professional for proper usage and installation.

Limestone contains subtle variations in color and veining as a result of minerals that are present during formation. The naturally occurring variations add to the beauty of the stone.

LIMESTONE

Limestone





Parian White | V2
24"x24", 18"x18", 12"x24"



Breccia Oniciata | V4
12"x12"




Milano | V3
18"x18"



Thassos | V2
24"x24", 18"x18", 12"x24", 12"x12"



Summit Ivory | V3
18"x18", 12"x24", 6"x12" | Honed



Black & White | V3
12"x12"



Crema Marfil Classico | V3
24"x24", 18"x18", 12"x24", 12"x12"



Crema Marfil Plus | V2
24"x24", 18"x18", 12"x24" | Polished
18"x18", 12"x24" | Honed

Sizes

24"x24"

18"x18"

12"x24"

12"x12"

6"x12"


Testing

Shade Variation Rating

Results*

VARIES BY COLOR

*For more information visit www.emser.com. Always consult a professional for proper usage and installation.



Marble varies in color and veining from stone to stone. The naturally occurring variations contribute to its distinctive appeal. Polishing achieves a glossy finish that enhances the colors of this timeless classic.

MARBLE


Polished & Honed



23"x24", 18"x18", 12"x24", 12"x12", 4"x8", 3"x6" | Polished
18"x18", 12"x24", 12"x12", 4"x8", 3"x6" | Honed



1"x12" Mini Cigaro | Honed & Polished



Pinwheel on 12"x12" Mesh
Honed



Hexagon 1" on 12"x12" Mesh
Honed

Sizes						
	24"x24"	18"x18"	12"x24"	12"x12"	4"x8"	3"x6"
Testing	Shade Variation Rating					
Results*	V3					

*For more information visit www.emser.com. Always consult a professional for proper usage and installation.

FLOOR / WALL RESIDENTIAL COMMERCIAL INDOOR



18" x 18", 12" x 24" 12" x 12", 4" x 8" | Polished



Linear on 12" x 13" Mesh
Polished



Hexagon 1" on 12" x 12" Mesh
Polished



1" x 12" Mini Cigaro | Polished



Sizes



18" x 18"



12" x 24"



12" x 12"



4" x 8"

Testing

Shade Variation
Rating

Results*

V3



*For more information visit www.emser.com. Always consult a professional for proper usage and installation.



Bianco
24"x24", 12"x24", 4"x8", 3"x6" | Polished
Coordinating Mosaics Available in the Marble Winter Frost Collection



Fiore
32"x32", 24"x24", 16"x32", 12"x24" | Polished

Sizes

32"x32"

24"x24"

16"x32"

12"x24"

4"x8"

3"x6"

Testing

Shade Variation Rating

Results*

V3


*For more information visit www.emser.com. Always consult a professional for proper usage and installation.



18"x18", 16"x32", 12"x24" | Polished



Pinwheel on 12"x12" Mesh
Polished



Mini Offset on 12"x12" Mesh
Polished



Hexagon 1" on 12"x12" Mesh
Polished

Sizes

18"x18"

16"x32"

12"x24"

Testing

Shade Variation Rating

Results*

V3

*For more information visit www.emser.com. Always consult a professional for proper usage and installation.

FLOOR / WALL

RESIDENTIAL

COMMERCIAL

INDOOR

OUTDOOR



Blue | 12"x24" | Honed & Polished



Blue Striated & Chiseled | 12"x24"



3D on 6"x24" Mesh | Honed



Splitface on 6"x24" Mesh

Sizes

12"x24"

6"x24" Mesh

Testing

Shade Variation Rating

Results*

V3

*For more information visit www.emser.com. Always consult a professional for proper usage and installation.

The Metro series offers collections of limestone in a contemporary linear design, along with a variety of mosaics to complete the look of your space.

METRO

Limestone Honed



LARGE FORMAT  FLOOR / WALL  RESIDENTIAL  COMMERCIAL  INDOOR  OUTDOOR 



16"x32", 6"x24", 3"x6" | Honed



2"x4" Bevel on 12"x12" Mesh
Honed



3D Linear on 12"x12" Mesh
Honed



Chevron on 12"x12" Mesh
Honed



Convex on 12"x12" Mesh
Honed



Gem on 12"x12" Mesh
Honed



Hexagon 1" Mix on 12"x12" Mesh
Mixed Finish



Hexagon 2" Mix on 12"x12" Mesh
Mixed Finish



Hexagon Large on 12"x12" Mesh
Honed



Hexagon Wide on 12"x12" Mesh
Honed



Lantern on 12"x12" Mesh
Honed



Leaf on 9"x10" Mesh
Honed




Linear on 12"x13" Mesh
Honed




Twine on 11"x13" Mesh
Honed


Sizes




16"x32"



12"x24"



6"x24"



3"x6"

Testing

Shade Variation Rating

Results* V3

1"x12" Mini Cigaro
Honed

*For more information visit www.emser.com. Always consult a professional for proper usage and installation.



12"x24" | Honed

12"x24" | Polished



Hexagon 1" Mix on 12"x12"
Mesh | Mixed Finish



Hexagon 2" Mix on 12"x12"
Mesh | Mixed Finish



Lantern on 12"x12" Mesh
Honed



1"x12" Mini Cigaro | Honed

Not Pictured: Gray Striated & Chiseled

Sizes



12"x24"

Testing

Shade Variation
Rating

Results*

V3


*For more information visit www.emser.com. Always consult a professional for proper usage and installation.



Rustic Gold | V4 Variation
16"x16", 12"x12"



Multi Rajah | V4 Variation
12"x12"



Midnight Black | V3 Variation
16"x16"

Sizes

16"x16"

12"x12"

Testing

Shade Variation Rating

Results*

VARIES BY COLOR

*For more information visit www.emser.com. Always consult a professional for proper usage and installation.

With its natural variation in color and striking layered texture, Slate creates a unique showpiece in any environment.

SLATE, QUARTZITE, & SANDSTONE

Slate & Quartzite



Mini Stacked



Black Quartzite



White Quartzite



Corner Piece Available in All Colors*

Stacked



White Quartzite



Black Quartzite



Cream Gold Quartzite | Flamed



Corner Piece Available in All Colors*

*Corner sets are interlocking two-piece sets that make up each corner. The dovetail jointed ends with the chiseled/natural edge interlock at the apex, and the straight cut edges on the opposing sides will line up to the corresponding 6x24 piece. Product is produced from natural stone and therefore will vary in thickness ranging from 3/8" to 1".

Testing	Shade Variation Rating
Results*	V4


*For more information visit www.emser.com. Always consult a professional for proper usage and installation.

SLATE, QUARTZITE, & SANDSTONE

Slate & Quartzite



Borgo Pattern



White Quartzite

Borgo Pattern Colors Available in Calibrated/Gauged 6.75"x17.5" Mesh



Slate White Striated & Chiseled

12"x24"



Cream Stacked Ledger



Cream 3D Ledger



Blue Stacked Ledger



Blue 3D Ledger



Gray Stacked Ledger



Gray 3D Ledger



Ivory Stacked Ledger



Sand Stacked Ledger



Charcoal Stacked Ledger

Sizes

6"x24" Mesh

Corner Set

Testing

Shade Variation Rating

Results*

V4

*For more information visit www.emser.com. Always consult a professional for proper usage and installation.

With a natural variation and an impressive mix of stones, Structure™ offers multiple colors in 3D and stacked ledgers. The blend of texture in the 3D ledger is sure to make a lasting impression.

STRUCTURE™

Stone Ledger



- FLOOR / WALL
- RESIDENTIAL
- COMMERCIAL
- INDOOR
- OUTDOOR



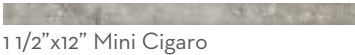
Silver | V4 Variation
16" x 24", 16" x 16", 8" x 16", 8" x 8", 6" x 6", 4" x 4", 3" x 6"



Silver 2"x2" Silver 2"x4" Offset Silver Splitface Offset 1"x2"



1 1/2"x12" Beige Mini Cigaro



1 1/2"x12" Mini Cigaro



1"x12" Cigaro

Sizes

16" x 24"

16" x 16"

8" x 16"

8" x 8"

6" x 6"

4" x 4"

3" x 6"

Testing

Shade Variation Rating

Results*

VARIES BY COLOR

*For more information visit www.emser.com. Always consult a professional for proper usage and installation.



Trav Ancient Tumbled™ stone features neutral colors in multiple sizes and mosaics. This series is notable for its versatility.

TRAVERTINE

Antique & Tumbled Stone



Trav Ancient Tumbled | Silver 16"x24"

TRAVERTINE LEDGERS

2 Colors | 1 Size

WALL  RESIDENTIAL  INDOOR  OUTDOOR 



Ivory 6"x24"



Silver 6"x24"



Ivory Corner Piece 6"x6"



Silver Corner Piece 6"x6"



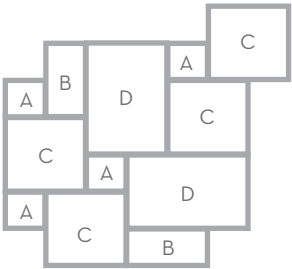
Umbria Savera | Banded Set



Silver | Banded Set



Umbria Savera
16"x16"



Versailles Pattern | 4 Sizes

An Iteration of this pattern is 16 SF.

- A - 8"x8" - 4 Pieces
- B - 8"x16" - 2 Pieces
- C - 16"x16" - 4 Pieces
- D - 16"x24" - 2 Pieces

Sizes				
	16"x24"	16"x16"	8"x16"	8"x8"
Testing	Shade Variation Rating			
Results*	V4			

*For more information visit www.emser.com. Always consult a professional for proper usage and installation.

TRAVERTINE FONTANE TUMBLED

1 Color | 2 Sizes

- FLOOR / WALL
- RESIDENTIAL
- COMMERCIAL
- INDOOR
- OUTDOOR



Ivory Classic | V3
4"x4", 3"x6"

TRAVERTINE CROSSCUT

2 Colors | 3 Sizes

- FLOOR / WALL
- RESIDENTIAL
- COMMERCIAL
- INDOOR



Umbria Savera | V4 Variation
18"x18"



Pendio Beige | V4 Variation
24"x24", 18"x18", 12"x24"

Sizes

24"x24"

18"x18"

12"x24"

Testing

Shade Variation Rating

Results*

VARIES BY COLOR

*For more information visit www.emser.com. Always consult a professional for proper usage and installation.

FLOOR / WALL RESIDENTIAL COMMERCIAL INDOOR



2"x2" on 12"x12" Mesh
Polished



2"x4" Bevel on 12"x12" Mesh
Polished



Chevron on 12"x12" Mesh
Polished




Convex on 12"x12" Mesh
Polished



Daisy on 12"x13" Mesh
Polished



Diamond on 10"x13" Mesh
Polished




Geometric on 12"x12" Mesh
Polished



Hex 1" Mix on 12"x12" Mesh
Mixed Finish

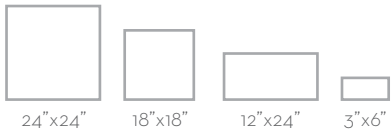


Hex 2" Mix on 12"x12" Mesh
Mixed Finish



Hexagon 2" Mix

Sizes



Testing

Shade Variation Rating

Results* V2 - V3

Trim



*For more information visit www.emser.com. Always consult a professional for proper usage and installation.

WINTER FROST

Polished & Honed



Hexagon Large on 12"x12"
Mesh | Polished



Hexagon Wide on 12"x12" Mesh
Polished



Lantern on 12"x12" Mesh
Polished




Leaf on 9"x10" Mesh
Polished



Linear on 12"x12" Mesh
Polished



Marquise on 12"x12" Mesh
Polished



Oval on 12"x12" Mesh
Polished



Penny on 12"x12" Mesh
Polished



24"x24", 18"x18", 12"x24" | Polished
12"x24", 3"x6" | Honed