


# Prism



## Colors



White | VTL PRWH



Beige | VTL PRBE




Light Gray | VTL PRLG




Medium Gray | VTL PRMG

## Sizes



24" x 24" x 7.94mm  
Rectified



12" x 24" x 7.94mm  
Rectified

Field Tiles\*

SIZE	ACTUAL	THICKNESS	FINISH
24" x 24" Rectified	23.40" x 23.40"	7.94mm	Matte/Natural
24" x 24" Light Rectified	23.40" x 23.40"	7.94mm	Light Polished
12" x 24" Rectified	11.63" x 23.38"	7.94mm	Matte/Natural
12" x 24" Light Rectified	11.63" x 23.38"	7.94mm	Light Polished

\* Not all sizes/trims are available in all colors and finishes, scan QR code for product details.

Mosaics & Coordinating Trims\*

SIZE	ACTUAL	FINISH
12" x 12" 3D Cube Mosaic	11.50" x 11.50"	Matte/Natural
3" x 24" Bullnose Rectified	2.78" x 23.40"	Matte/Natural
6" x 12" Cove Base	6.00" x 11.75"	Matte/Natural
1" x 6" Cove Base Corner	1.00" x 6.00"	Matte/Natural

Recommended Grout Joint: 1/8" - Rectified  
3/16" - Non Rectified

Product Characteristics

	LIGHT POLISHED AND MATTE
Breaking Strength (ASTM C648 or ISO 10545-4)	>275 lbs
Chemical Resistance (ASTM C650 or ISO 10545-13)	Resistant
DCOF	≥0.60
Deep Scratch Resistance - Unglazed (ISO 10545-6)	N/A
Frost Resistance (ASTM C1026 or ISO 10545-12)	N/A
Mohs Hardness - EN101	8
Water Absorption (ASTM C373 or ISO 10545-3)	< 0.5
Certifications	N/A
Country of Origin	USA and Mexico
Shade Variation Code	V2

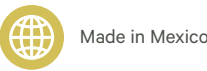
Application\*\*

		WALL	FLOOR
Interior	Residential	•	•
Interior	Commercial	•	
Interior	Heavy Commercial	•	
Exterior	Residential/Commercial	•	•

\*\* These recommendations are not defined by ANSI Standards

Material

Color-Body Porcelain



Request samples.

www.vitlsurfaces.com  
samples@vitlsurfaces.com

