



**GEM-2® Manual Flushometer**

**GEM-2 115-1.28-XL-CP**

**Product description**

1.28 gpf, XL Sweat Solder Adapter Kit, Polished Chrome Finish, Fixture Connection Top Spud, Single Flush, GEM-2® Exposed Manual Water Closet Flushometer.

**Compliances & Certifications**







(ADA Compliant, BAA Compliant, BREEAM Materials Credit, BREEAM Water Credit, cUPC Green Certified, EPD, Green Globes Credit, Green Globes Water, HPD, IAPMO, LEED Credit, LEED HPD, LEED Water, MadebUSA, Satisfies LEED Credits, EPA WaterSense Listed)

**Code 3070332**

**Finish**

-  Polished Chrome (CP)

**Downloads**

-  [GEM\\_GEM 2 Piston Type Exposed Installation Instructions.pdf](#)
-  [Control Stop Repair and Maintenance Guide.pdf](#)
-  [Flush Connections Flanges Repair and Maintenance Guide.pdf](#)
-  [Additional Downloads](#)

**Videos**

-  [Sloan – Company Overview](#)

---

## Details

- Flush Volume: 1.28 gpf (4.8 lpf)
- Finish: Polished Chrome (CP)
- Valve: Piston
- Valve Body Material: Semi-red Brass
- Fixture Type: Water Closet
- Fixture Connection: Top Spud
- Rough-in Dimension: 24" (610mm)
- Spud Coupling: 1.5" (38mm)
- Supply Pipe: 1" (25mm)
- Adapter: XL Sweat Solder Adapter Kit (XL)

---

## Features

- Flush volumes start at 1.28 gpf/4.8 Lpf for greater water savings
- Fixed volume piston with filtered O-ring bypass and ADA-compliant, metal oscillating non-hold-open handle ensure reliable, water-efficient operation
- Integrity of the product is maintained with control stop plug
- Durability is facilitated with high copper, low zinc brass castings for dezincification resistance and components made from PERMEX® rubber compound for chloramine resistance
- Adjustable tailpiece
- Valve body, Cover, Tailpiece and Control Stop shall be in compliance with ASTM Alloy Classification for Semi-Red Brass
- Valve shall be in compliance to the applicable sections of ASSE 1037

---

## Recommended specifications

Valve Body, Cover, Tailpiece and Control Stop shall be in conformance with ASTM Alloy Classification for Semi-Red Brass. Valve shall be in compliance with the applicable sections of ASSE 1037 and ANSI/ASME 112.19.2.

---

## Valve Operating Pressure (Flowing)

15-80 psi (103 - 552 kPa). Specific fixtures may require greater minimum flowing pressure - consult manufacturer requirements.

---

## Warranty

[View Warranty Information](#)

---

## Notes

All information contained within this document subject to change without notice.

Looking for other variations of the GEM-2 115 product? [View the general spec sheet with all options.](#)

[Find a compatible urinal](#) for this flushometer.

[Find a compatible water closet](#) for this flushometer.

WaterSense compliant when used with a 1.28 gpf (4.8 lpf) WaterSense fixture.

