




bestchoiceproducts



INSTRUCTION MANUAL

4-Piece Metal Sofa Set



bestchoiceproducts

Thank you for choosing us! Since 2002, Best Choice Products has been bringing customers high-quality products at the absolute lowest price. With everything ranging from instruments and toys to furniture and outdoor, we've got your everyday living essentials covered. We're centered around a customer-first philosophy - with free shipping, exceptional customer service, and a catalog sourced with you in mind.

! NOTICE

Please retain these instructions for future reference.

- Please do not exceed the weight limitations of this item.
- Do not stand on or use any part of this item as a step ladder.
- Firmly secure all bolts, screws and knobs before use.
- Reconfirm that all bolts, screws, and knobs are secure every 90 days.
- Fasten screws loosely during initial assembly. Do not firmly tighten the screws until the item is completely assembled.
- Be aware that some parts are made of glass and should be handled with care.
- Be aware that some parts are heavy and have sharp edges.
- If any parts are missing, broken, damaged, or worn, stop using this product until repairs are made and/or factory replacement parts are installed.
- Do not use this item in a way inconsistent with the manufacturer's instructions as this could void the product warranty.

TOOLS REQUIRED



ALLEN WRENCH
(PROVIDED)



MALLET
(RECOMMENDED)



110 LBS
TABLE
CAPACITY



250 LBS
CHAIR
CAPACITY



500 LBS
LOVESEAT
CAPACITY



1 PERSON
ASSEMBLY



APPROXIMATELY
45 MIN.
ASSEMBLY

HARDWARE

1

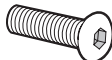
M6x20mm
SCREW



12 PCS

2

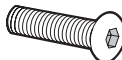
M6x25mm
SCREW



8 PCS

3

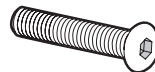
M6x30mm
SCREW



7 PCS

4

M6x40mm
SCREW



6 PCS

5

WASHER



33 PCS

6

SCREW CAP

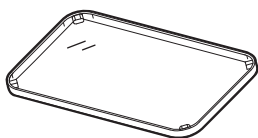


33 PCS

PARTS

A

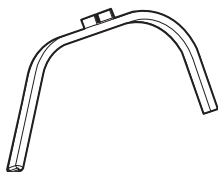
TABLETOP



1 PC

B

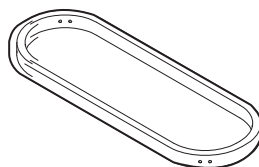
TABLE LEG



4 PCS

C


TABLE SUPPORT



1 PC

D

CHAIR BACKREST



2 PCS

E

LEFT LEG



4 PCS

F

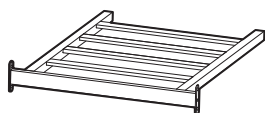
RIGHT LEG



4 PCS

G


CHAIR SEAT



2 PCS

H

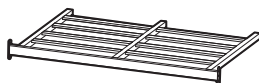
SOFA BACKREST



1 PC

I

SOFA SEAT



1 PC

J


SEAT CUSHION



4 PCS

K

BACKREST CUSHION

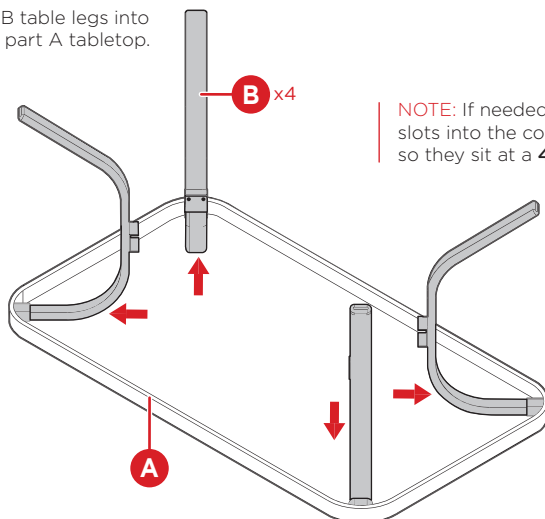


4 PCS

PRODUCT ASSEMBLY

1

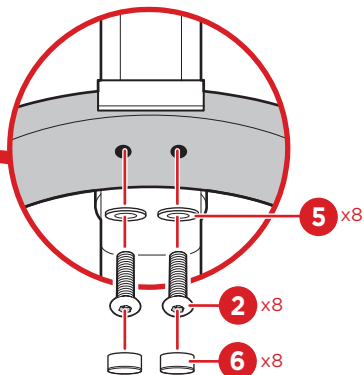
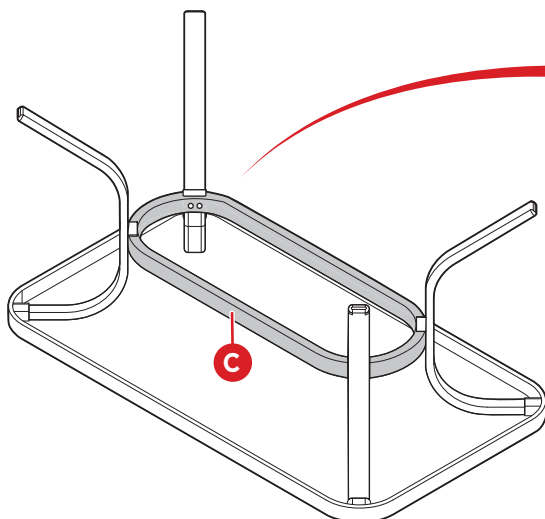
Insert four part B table legs into the slots on the part A tabletop.



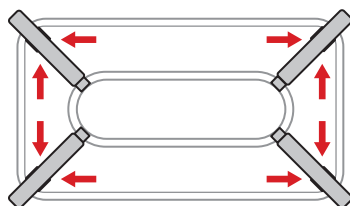
NOTE: If needed, use mallet to tap slots into the corners of the tabletop so they sit at a **45° angle**.

2

Attach the part C table support to the legs with eight part 2 screws, eight part 5 washers, and eight part 6 screw caps – two screws, washers, and caps per leg.



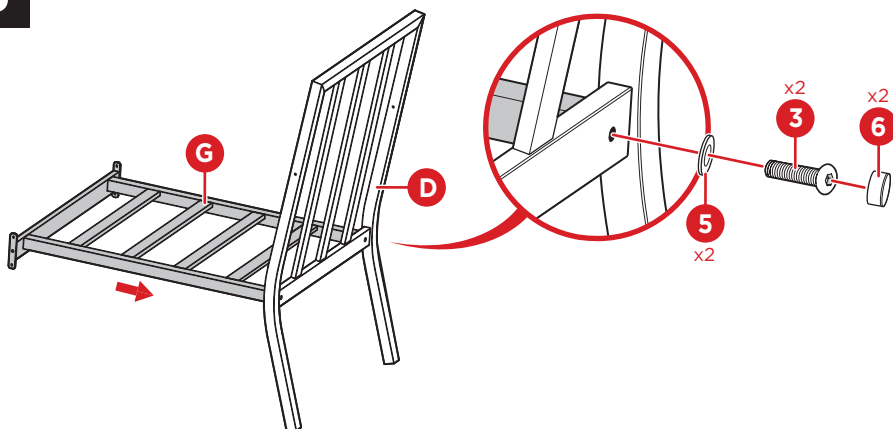
NOTE: If screw holes do not align, use mallet to tap slots and adjust placement of legs.



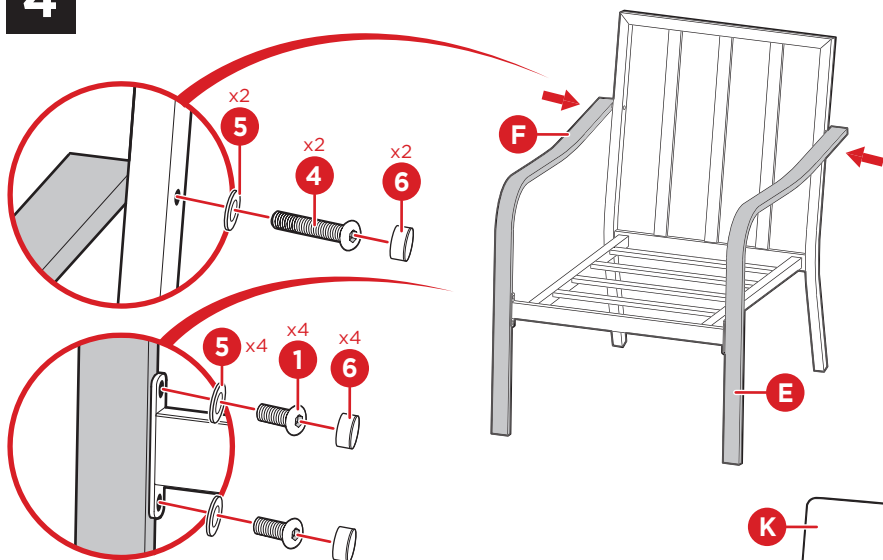
PRODUCT ASSEMBLY

3

Attach a part G chair seat to part D chair backrest with two part 3 screws, two part 5 washers, and two part 6 screw caps.



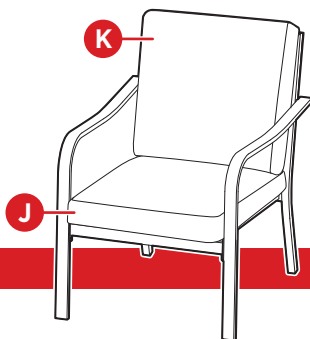
4



Attach the top of the part F right leg with a part 4 screw, part 5 washer, and part 6 screw cap. Attach the bottom of the right leg with two part 1 screws, two part 5 washers, and two part 6 screw caps. Repeat to attach the part E left leg.

Repeat to build another chair.

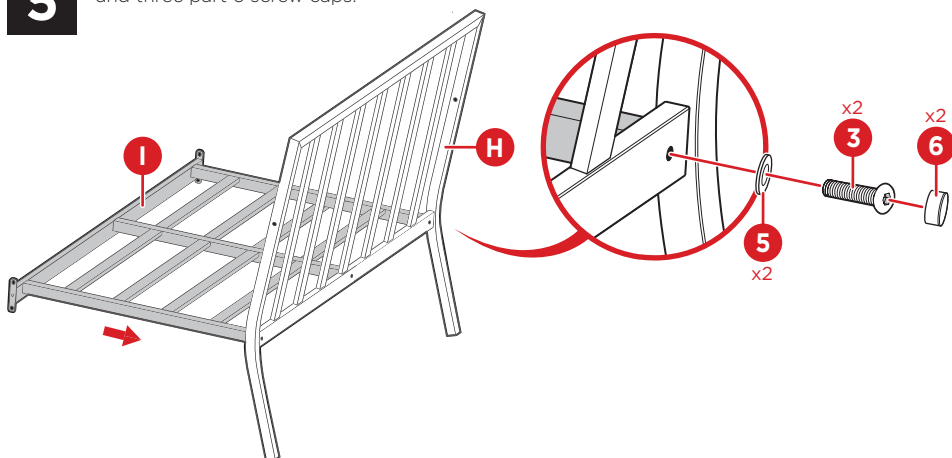
Place the part J seat cushions and part K backrest cushions.



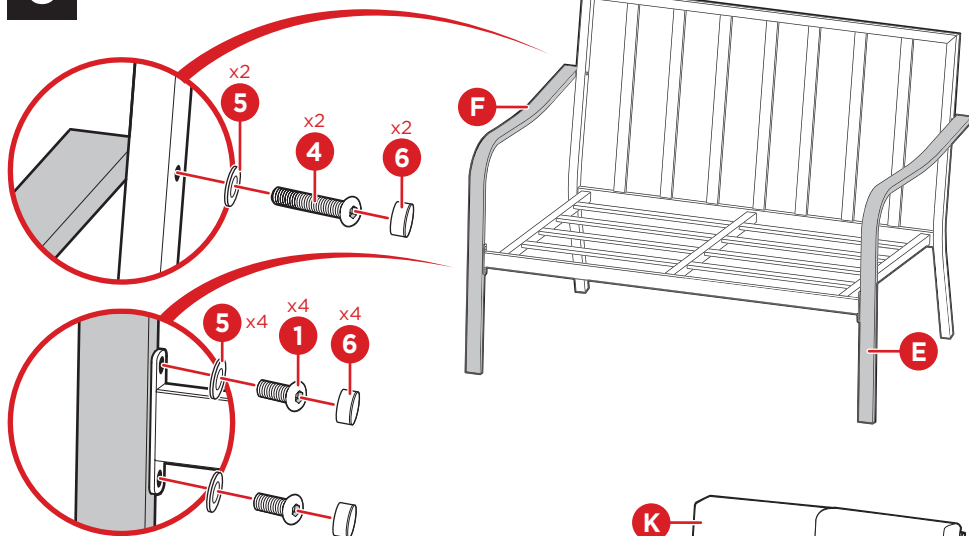
PRODUCT ASSEMBLY

5

Attach a part I sofa seat to part H sofa backrest with three part 3 screws, three part 5 washers, and three part 6 screw caps.

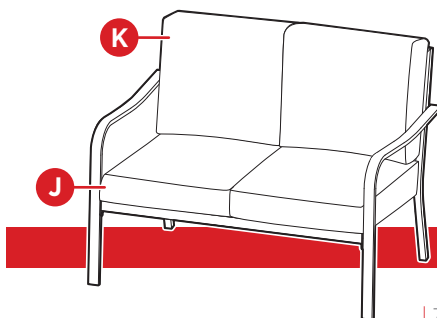


6



Attach the top of the part F right leg with a part 4 screw, part 5 washer, and part 6 screw cap. Attach the bottom of the right leg with two part 1 screws, two part 5 washers, and two part 6 screw caps. Repeat to attach the part E left leg.

Place the part J seat cushions and part K backrest cushions.





HELP CENTER



Question about your product? We're here to help. Visit us at:

help.bestchoiceproducts.com



Chat Support



Product Inquiry



Orders FAQ



Product Assembly



Returns & Refunds

PRODUCT WARRANTY INFORMATION

All items can be returned for any reason within 60 days of the receipt and will receive a full refund as long as the item is returned in its original product packaging and all accessories from its original shipment are included. All returned items will receive a full refund back to the original payment method. All returned items will not be charged a re-stocking fee.

All returned items require an RA (Return Authorization) number, which can only be provided by a Best Choice Products Customer Service Representative when the return request is submitted. Items received without an RA may not be accepted or may increase your return processing time. Once an item has been received by Best Choice Products, refunds or replacements will be processed within 5 business days.

All returns must be shipped back to the Best Choice Products Return Center at the customer's expense. If the reason for return is a result of an error by Best Choice Products then Best Choice Products will provide a pre-paid shipping label via email. Boxes for return shipping will not be provided by Best Choice Products, and is the customer's responsibility to either use the original shipping boxes or purchase new boxes.

Pictures may be required for some returns to ensure an item is not damaged prior to its return. Items returned are not considered undamaged until they are received by Best Choice Products and verified as such. All damages to items are the customer's responsibility until the item has been received by and acknowledge by Best Choice Products as undamaged.



WARNING

Manufacturer and seller expressly disclaim any and all liability for personal injury, property damage or loss, whether direct, indirect, or incidental, resulting from the incorrect attachment, improper use, inadequate maintenance, or neglect of this product.