

SCENARIO™
GLAZED PORCELAIN

MARAZZI®
DARE TO BE BOLD™

CONCRETE LOOK



SCENARIO™

Scenario™ emulates tone-on-tone brush strokes typical of majolica tiles found in Mediterranean architecture. Tiny flaws come together to make each piece unique and poetic. An interplay of opposites from six decos to three solid colors shape abstract imagery through curves and clean lines. Its streamline of movement across floors and walls creates eye-catching patterns from structured cubism to flattering waves.



COVER PHOTO: NERO TRIANGLE
ABOVE PHOTO: BLU, BLUE CRESCENT, BLU CONVEX, BLU TRIANGLE

CONCRETE LOOK

FINISHES: MATTE

USAGE



MATERIAL



PRICING




SPECIAL FEATURES



CONCRETE LOOK

FLOOR TILE



SR20 Bianco (4 pieces)



SR21 Blu (4 pieces)




SR22 Nero (4 pieces)


DECO TILE



SR23 Blu Triangle (4 Pieces)




SR24 Blu Convex (4 Pieces)




SR25 Blu Crescent (4 Pieces)



SR26 Nero Triangle (4 Pieces)



SR27 Nero Convex (4 Pieces)



SR28 Nero Crescent (4 Pieces)



SLIP RESISTANT



WATERPROOF



STAINPROOF



DENTPROOF



SCRATCH-RESISTANT



FIRE-RESISTANT



SIMPLICLEAN™

VISIT MARAZZITILE.COM/WHYTILE FOR A COMPLETE LIST OF QUALIFICATIONS AND EXCLUSIONS.

FINISHES: MATTE



CONCRETE LOOK

SIZES

			Thickness	Sq. Ft./ Carton	Pieces/ Carton
	8 x 8 Floor Tile	7-7/8" x 7-7/8" (20.00 cm x 20.00 cm)	3/8"	10.32	24
	8 x 8 Deco Tile	7-7/8" x 7-7/8" (20.00 cm x 20.00 cm)	3/8"	10.32	24

TRIM

Description	Number	Size	Shape
Floor Bullnose	S4489	4 x 8	

APPLICATIONS

	Target DCOF wet	Suitable
Dry & Level - Interior Floor	N/A	■
Wet & Level - Interior Floor	≥ 0.42	■
Shower Floors (Residential or Light Commercial)	≥ 0.42	
Exterior Floor Applications (including patios, pool decking & other wet areas with minimal footwear)	≥ 0.60	
Ramps & Inclines	≥ 0.65	
Walls/Backsplashes	N/A	■
Countertops	N/A	■
Pool Linings	N/A	

A DCOF value of ≥0.42 is the standard for tiles specified for level interior spaces expected to be walked upon when wet, as stated in ANSI A137.1-A326.3. For more information about DCOF and the DCOF AcuTest™, visit marazzitile.com/DCOF.

APPLICATION NOTES:

Suitable for exterior applications (provided it is noted as suitable in the applications chart above) in freezing and non-freezing climates, when proper installation methods are followed.

INSTALLATION

Grout Joint Recommendation	Shade Variation
Floor Tile: 3/16"	Medium Variation

PERFORMANCE CHARACTERISTICS

	ASTM#	Floor Result
Water Absorption	C373	< 0.5%
Breaking Strength	C648	> 275 lbs
Scratch Hardness	MOHS	8.0
Chemical Resistance	C650	Resistant

For additional information on test results, visit us at: marazzitile.com/information/TestResults.

DURABILITY

Floor Surface Wear Resistance

1	Residential Bathrooms	③	All Residential / Light Commercial
2	All Residential Areas	4	All Residential / Commercial

NOTES

Since there are variations in all fired ceramic and natural products, tile and trim supplied for your particular installation may not match samples. Final confirmation should be made from actual tiles and trim prior to installation. Manufactured in accordance with ANSI A137.1 standards.

Not for use on ramps. Water, oil, grease, improper drainage and certain footwear can create slippery conditions. Floor applications expected to be exposed to these conditions require extra caution in product selection.

For additional information refer to "Factors to Consider" at: marazzitile.com/Factors.

Use of a latex modified thin-set is recommended for installation. For more information, visit marazzitile.com.

FEATURES

