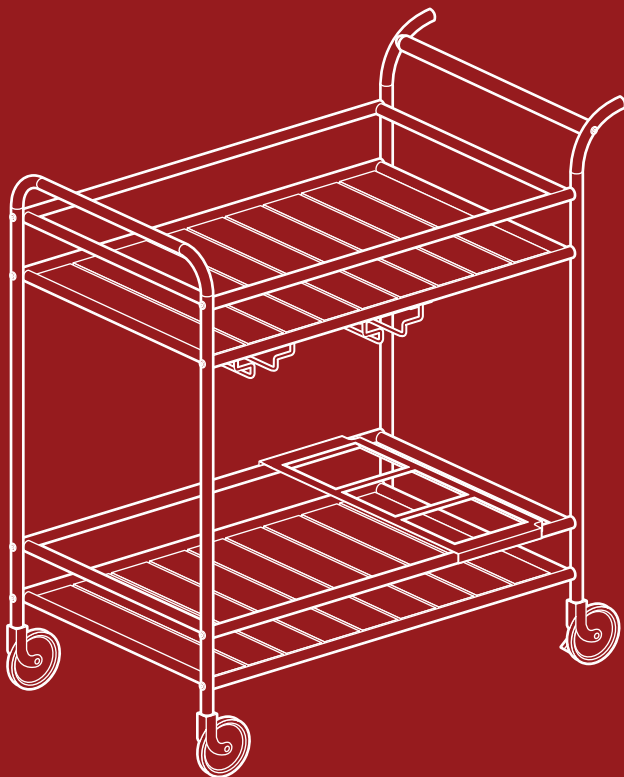




BEST CHOICE  
PRODUCTS



# INSTRUCTION MANUAL

---

## Metal Rolling Bar Cart

SKY8845 + SKY8846 + SKY8847 + SKY8848 + SKY8849 + SKY8850  
SKY8851 + SKY8852 + SKY8853 + SKY8854 + SKY9091 + SKY9092  
SKY9093 + SKY9094

## ! NOTICE

Please retain these instructions for future reference.

- Please do not exceed the weight limitations of this item.
- Do not stand on or use any part of this item as a step ladder.
- Firmly secure all bolts, screws and knobs before use.
- Reconfirm that all bolts, screws, and knobs are secure every 90 days.
- Do not use or store this item in the proximity of open flame or flammable/combustible chemicals.
- If any parts are missing, broken, damaged, or worn, stop using this product until repairs are made and/or factory replacement parts are installed.
- Do not use this item in a way inconsistent with the manufacturer's instructions as this could void the product warranty.
- Do not immerse this product in water, rinse under tap, spray with water, or keep in wet/humid areas.
- Do not use this product in an excessively humid or dusty environment.
- Keep product away from direct sunlight and other sources of heat (stove, heater, etc.).
- This product is intended for residential use only.

## TOOLS REQUIRED



ALLEN WRENCH  
(PROVIDED)



WRENCH



1 PERSON  
ASSEMBLY



UP TO 30 MIN.  
ASSEMBLY



110 LBS  
TOTAL  
CAPACITY



55 LBS  
PER SHELF  
CAPACITY

## HARDWARE

1

LONG BOLT



18 PCS

2

CONCAVE  
SPACER



2 PCS

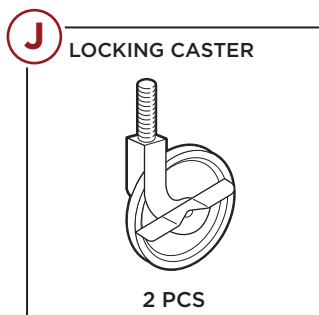
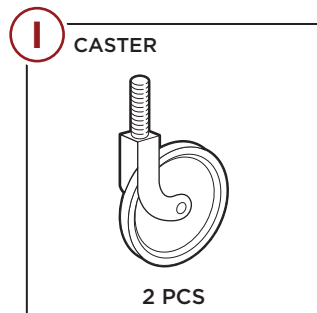
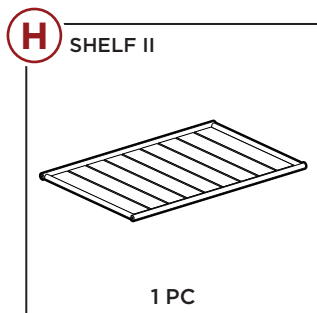
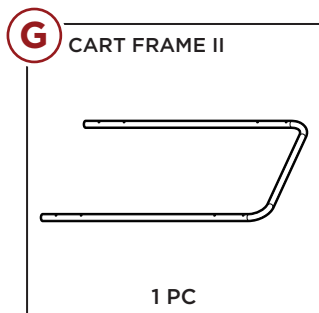
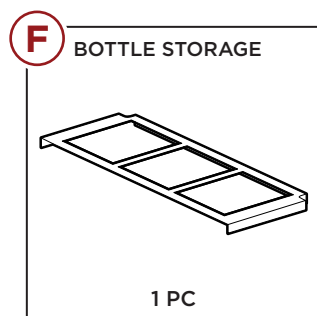
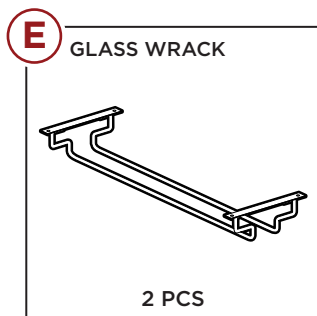
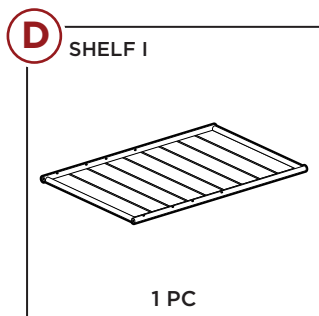
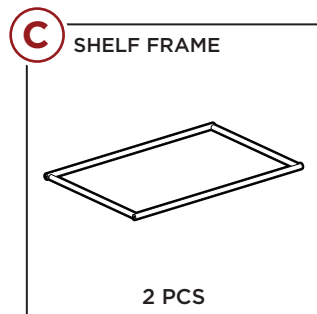
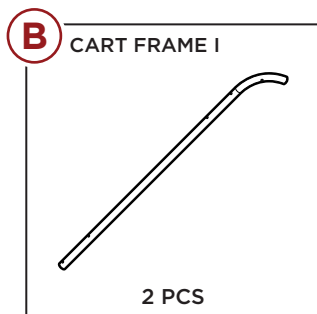
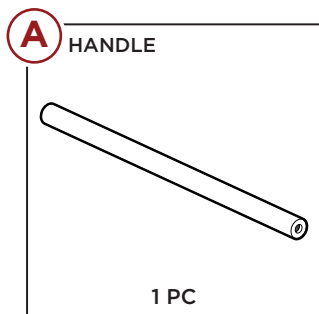
3

SHORT BOLT



8 PCS

## PARTS

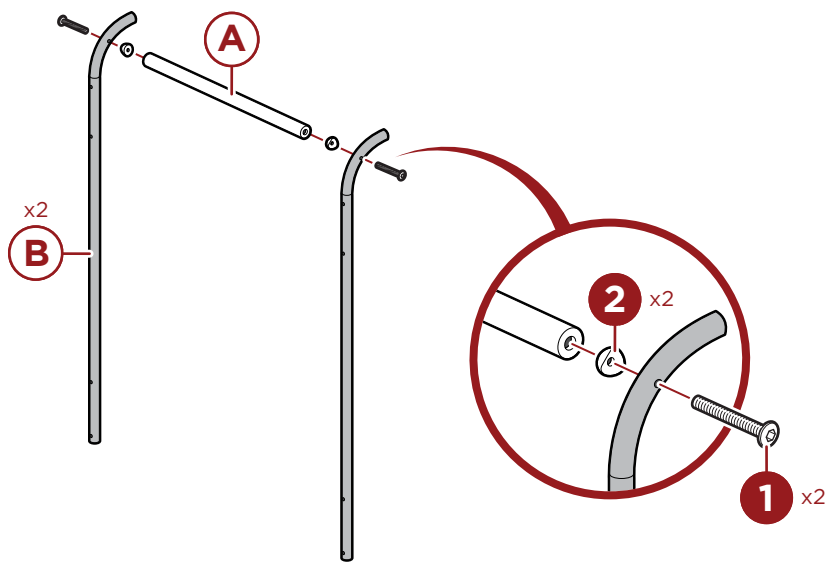


## PRODUCT ASSEMBLY

1

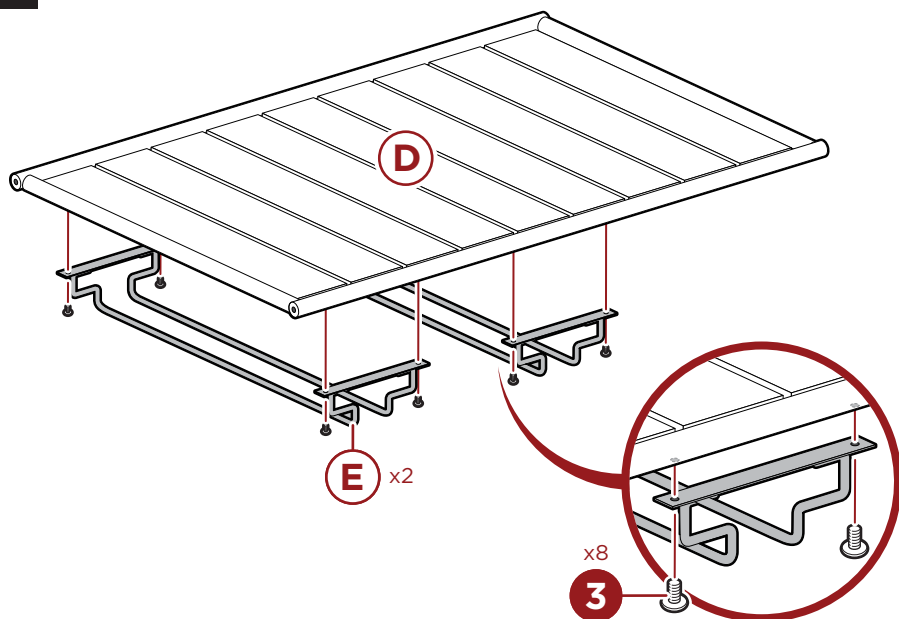
On a flat, covered surface, attach one **part B cart frame I** to the **part A handle**. Place the **part 2 concave spacer** between the handle and the cart frame, then secure with one **part 1 bolt**.

Repeat to secure a second **part B cart frame I**, then set this assembly aside.



2

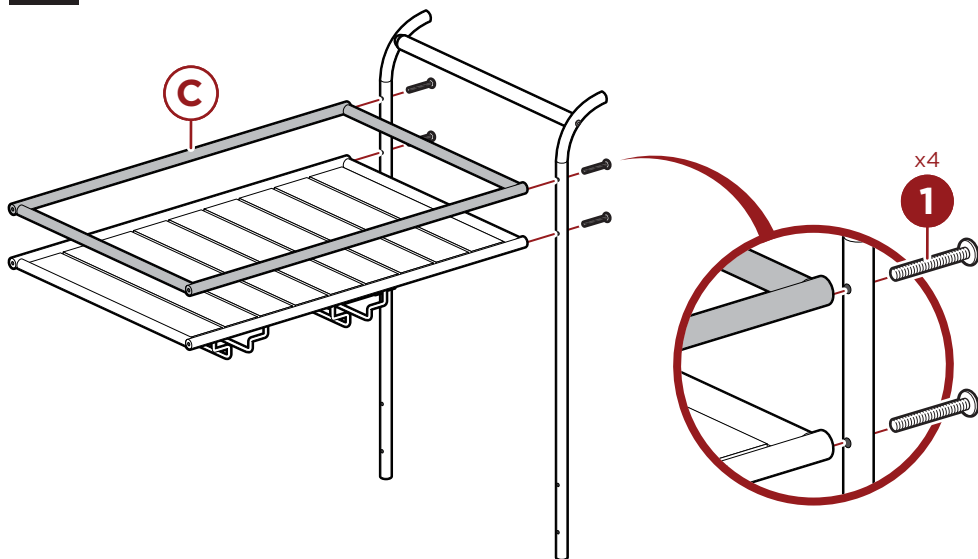
Locate and attach two **part E glass wracks** to the bottom of the **part D shelf I** with eight **part 3 bolts**, four sets per wrack.



## PRODUCT ASSEMBLY

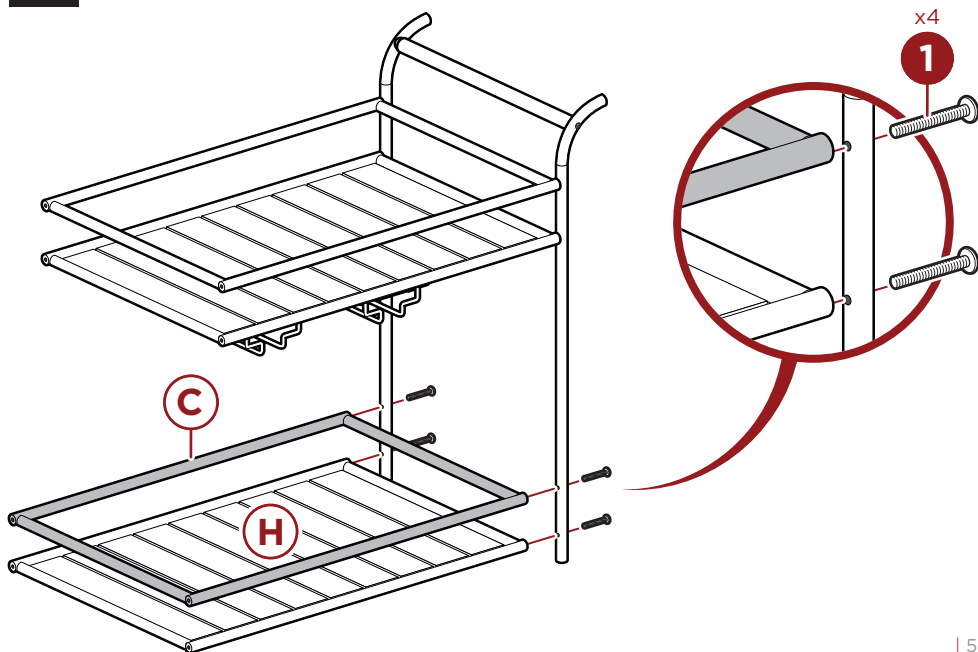
3

Attach the previous step's **part D shelf I** assembly and one **part C shelf frame** to the upper receivers of the **part B cart frame I** assembly with four **part 1 bolts**.



4

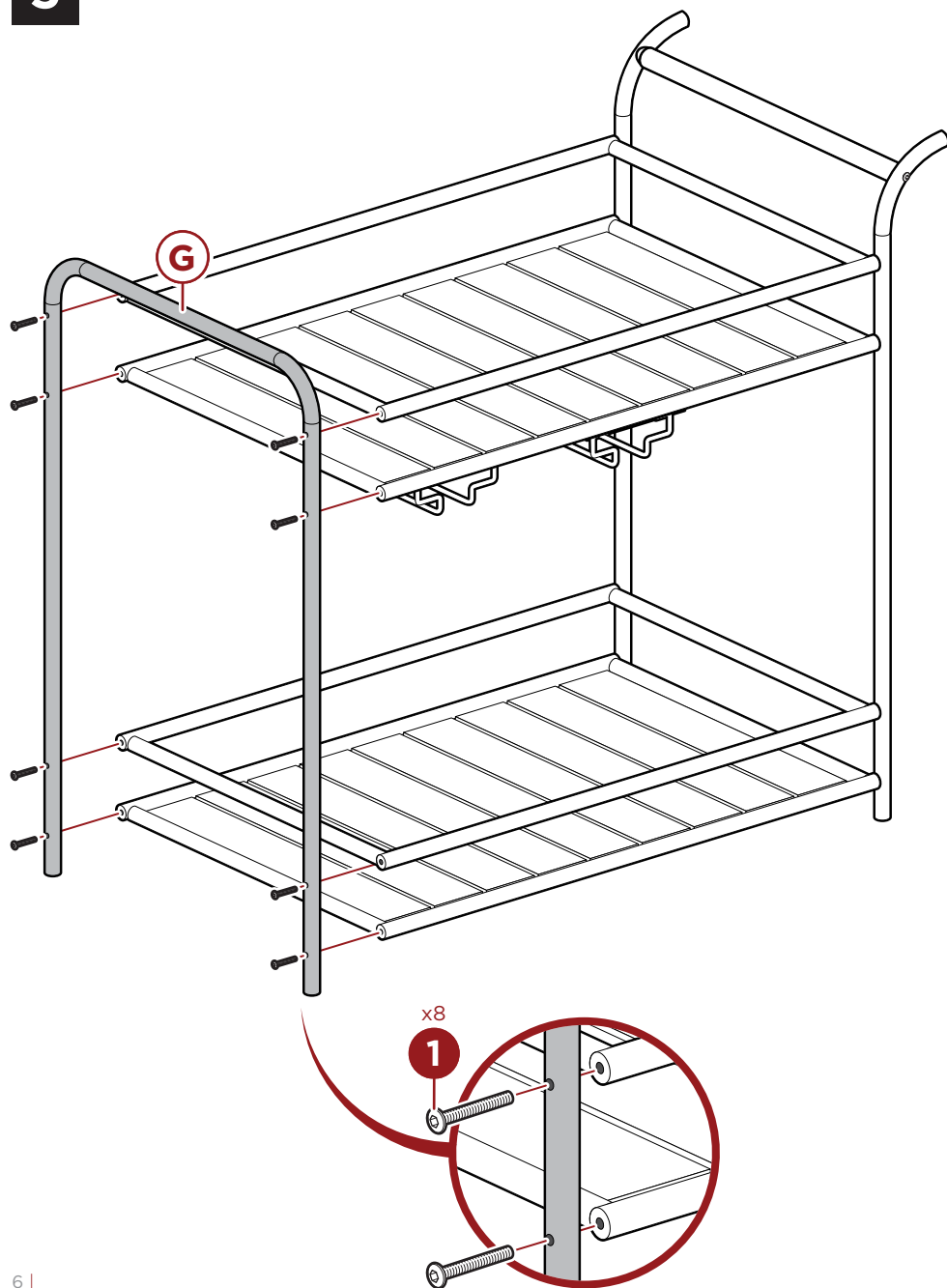
Attach the **part H shelf II** and one **part C shelf frame** to the lower receivers of the **part B cart frame I** assembly with four **part 1 bolts**.



## PRODUCT ASSEMBLY

5

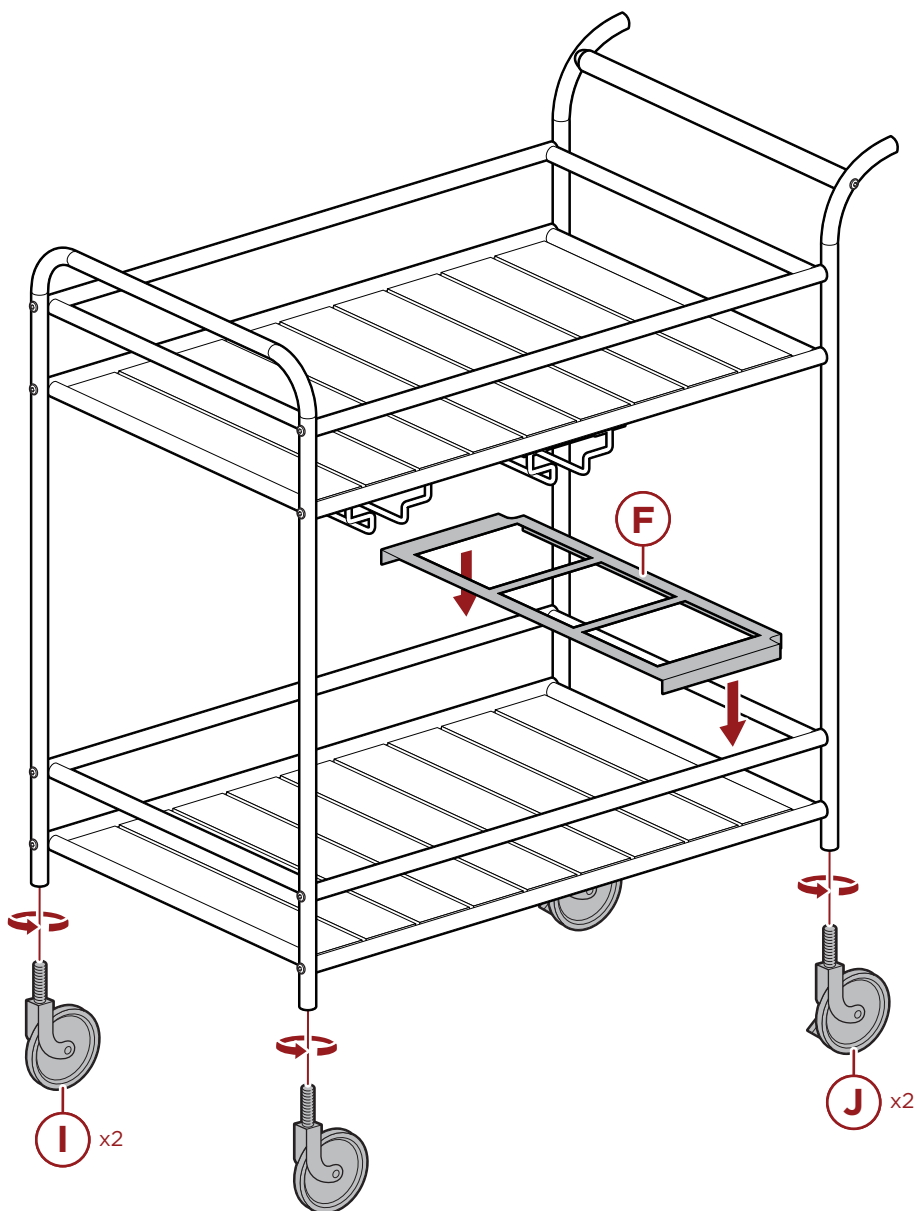
Attach one **part G** cart frame II to the two **part C** shelf frames, the **part D** shelf I, and the **part H** shelf II with eight **part 1** bolts.



## PRODUCT ASSEMBLY

6

Install two **part J locking casters** into the receiver on the bottom of each **part B cart frame I**.  
Install two **part I casters** into the receiver into the receivers on the bottom of the **part G cart frame II**.





# HELP CENTER



Question about your product? We're here to help. Visit us at:

[help.bestchoiceproducts.com](http://help.bestchoiceproducts.com)



Chat Support



Product Inquiry



Orders FAQ



Product Assembly



Returns & Refunds

## PRODUCT WARRANTY INFORMATION

All items can be returned for any reason within 60 days of the receipt and will receive a full refund as long as the item is returned in its original product packaging and all accessories from its original shipment are included. All returned items will receive a full refund back to the original payment method. All returned items will not be charged a re-stocking fee.

All returned items require an RA (Return Authorization) number, which can only be provided by a Best Choice Products Customer Service Representative when the return request is submitted. Items received without an RA may not be accepted or may increase your return processing time. Once an item has been received by Best Choice Products, refunds or replacements will be processed within 5 business days.

All returns must be shipped back to the Best Choice Products Return Center at the customer's expense. If the reason for return is a result of an error by Best Choice Products then Best Choice Products will provide a pre-paid shipping label via email. Boxes for return shipping will not be provided by Best Choice Products, and is the customer's responsibility to either use the original shipping boxes or purchase new boxes.

Pictures may be required for some returns to ensure an item is not damaged prior to its return. Items returned are not considered undamaged until they are received by Best Choice Products and verified as such. All damages to items are the customer's responsibility until the item has been received by and acknowledge by Best Choice Products as undamaged.

© Best Choice Products, Inc. All rights reserved. Distributed by Best Choice Products, Inc. Newport Beach, CA 92660



## WARNING

Manufacturer and seller expressly disclaim any and all liability for personal injury, property damage or loss, whether direct, indirect, or incidental, resulting from the incorrect attachment, improper use, inadequate maintenance, unapproved modification, or neglect of this product.