
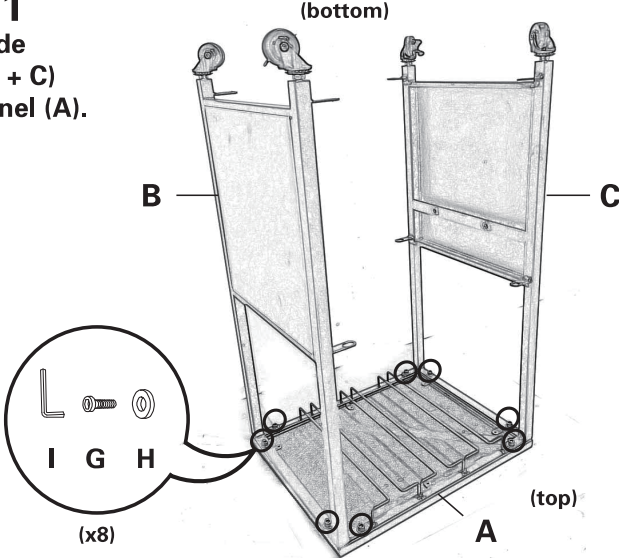
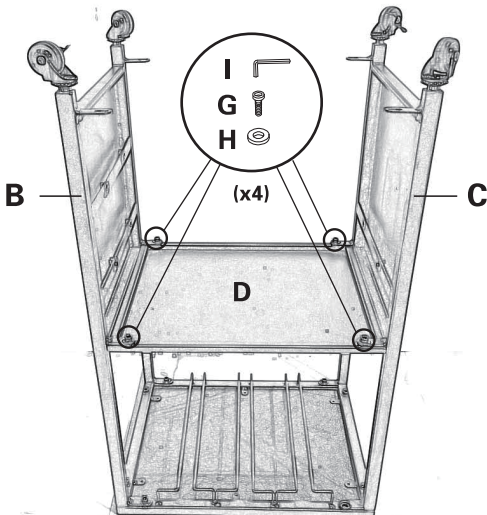




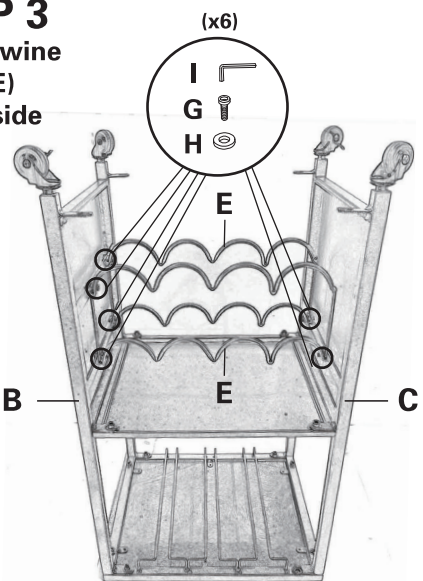
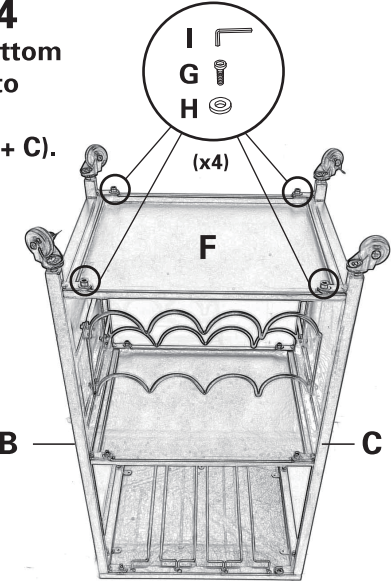

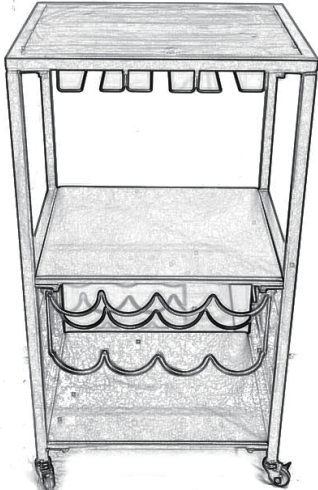





# MATHISON INDUSTRIAL BAR CART

## ASSEMBLY INSTRUCTIONS

FIRSTIME & CO.<sup>®</sup>  
— AMERICAN DESIGNED —

PARTS		STEP 1		STEP 2	
<b>A</b>  1 PC		Attach side panels (B + C) to top panel (A). 		Attach middle shelf (D) to the side panels (B + C). 	
<b>B</b>  1 PC		<b>C</b>  1 PC		<b>D</b>  1 PC	
<b>E</b>  2 PC		<b>STEP 3</b> Attach wine racks (E) to the side panels (B + C). 		<b>STEP 4</b> Attach bottom panel (F) to the side panels (B + C). Rotate cart upright. 	
<b>F</b>  1 PC		<b>FULLY ASSEMBLED</b> 			
<b>G</b>  22 PC		<b>H</b>  22 PC			
<b>I</b>  1 PC					