

**THEORETICAL BOLD™**  
COLORBODY™ PORCELAIN



Photo features Theoretical Bold Formula Blue 12 x 24 and Theoretical™ Ideal Beige 12 x 24 on the floor and wall, with Theoretical Creative Gray 2 x 2 mosaic on the floor.

# THEORETICAL BOLD™ COLORBODY™ PORCELAIN FLOOR WITH REVEAL IMAGING®

Theoretical Bold™ by American Olean® makes a splash in bright, spirited colors. Designed to complement the existing Theoretical™ series, this collection features a similar light graphic variation for visual depth and richness, and can be used to accent floors or walls for an eye-catching pop of color. Available in six standout hues, Theoretical Bold is sure to turn heads.

THEORETICAL BOLD™

## COLORBODY™ PORCELAIN FLOOR TILE



PRIMARY YELLOW TH84



AUTHENTIC ORANGE TH88



ACADEMIC RED TH89



FORMULA BLUE TH86



GENUINE GREEN TH85



ELECTRIC BLUE TH87






Photo features Theoretical Bold™ Formula Blue 12 x 24 and Theoretical™ Ideal Beige 12 x 24 on the floor and wall.

**SIZES**

			THICKNESS	SQ. FT./ CARTON	PIECES/ CARTON
	24 x 24 Floor Tile *	23-3/8" x 23-3/8" (59.44 cm x 59.44 cm)	5/16"	15.20	4
	12 x 24 Floor Tile *	11-5/8" x 23-3/8" (29.56 cm x 59.44 cm)	5/16"	15.12	8

**TRIM**

			NUMBER	PIECES/ CARTON
	Floor Bullnose	3 x 12	P-43C9	30
	Cove Base □	6 x 12	P-36C9TB	22
	Cove Base Outcorner □	6 x 1	PC-36C9TB	15

Cove base trim is intended to coordinate with floor tile in the standard 90-degree installation position.  
Cove base and cove corner trim are suitable for non-freezing climates only.  
\* Modular sizes □ Ceramic body

**INSTALLATION & PRICING**

**RECOMMENDED GROUT JOINT:**

**Floor:** 1/8" (3/16" when multiple sizes are installed in a modular pattern, and/or when installing tile with a length 15" or greater in a staggered brick-joint pattern; overlap should not exceed 33%.)

**RELATIVE PRICING:** Medium to High

**SHADE VARIATION**



**PERFORMANCE CHARACTERISTICS**

	ASTM#	FLOOR RESULT
Water Absorption	C373	< 0.5%
Breaking Strength	C648	> 275 lbs.
Scratch Hardness	MOHS	8.0
Chemical Resistance	C650	Resistant
Abrasion Resistance	C1027	N/A

**USAGE**

FLOORS	WALLS	COUNTERTOPS
F	W	C

**APPLICATIONS**

	TARGET DCOF WET	SUITABLE
Dry & Level – Interior Floor	N/A	●
Wet & Level – Interior Floor	≥ 0.42	●
Shower Floors (Residential or Light Commercial)	≥ 0.42	
Exterior Floor Applications (including pool decking & other wet areas with minimal footwear)	≥ 0.60	
Ramps & Inclines	≥ 0.65	
Walls/Backsplashes	N/A	●
Countertops	N/A	●
Pool Linings	N/A	

A DCOF value of ≥0.42 is the standard for tiles specified for level interior spaces expected to be walked upon when wet, as stated in ANSI A137.1-A326.3. For more information about DCOF and the DCOF AcuTest™, visit [americanolean.com/DCOF](http://americanolean.com/DCOF).

**APPLICATION NOTES:**

Suitable for exterior applications in freezing and non-freezing climates, when proper installation methods are followed.

**NOTES**

Since there are variations in all fired ceramic and natural products, tile and trim supplied for your particular installation may not match samples. Final confirmation should be made from actual tiles and trim prior to installation. Manufactured in accordance with ANSI A137.1 standards.

Not for use on ramps. Water, oil, grease, improper drainage and certain footwear can create slippery conditions. Floor applications expected to be exposed to these conditions require extra caution in product selection.

For additional information refer to "Factors to Consider" at: [americanolean.com/Factors](http://americanolean.com/Factors).

Special consideration needs to be given when installing tiles greater than 15 inches. Please refer to [americanolean.com/LargeTiles](http://americanolean.com/LargeTiles) for more information.

Special care should be taken when grouting with dark pigmented colors. A grout release is recommended to prevent finely powdered pigments from lodging in the pores of the surface. Use of a latex modified thin-set is recommended for installation.