



**XOU24WDZGBS**

24" BLACK STAINLESS STEEL DUAL-ZONE WINE REFRIGERATOR

## BLACK STAINLESS DUAL-ZONE WINE REFRIGERATOR



**XOU24WDZGBS**

- Racks Fully Extend While Loaded
- Dual Zone Stores White And Red Wine at Different Temperatures
- Tri-Color LED Lighting
- Secure Lock For Each Door

### 24" UNDERCOUNTER DUAL-ZONE WINE COOLER

Keep 16 bottles ready to serve in the upper zone at 41° to 50° while you store 30 bottles in the lower zone at 50° to 64°. This elegant, efficient wine storage and serving center is the perfect choice for convenient entertaining. Both red and white wines are close at hand with this quiet, undercounter unit. The XO Dual Zone Wine Cooler gives you the best of both worlds.

When it is all about the wine - it is all about XOlevels.

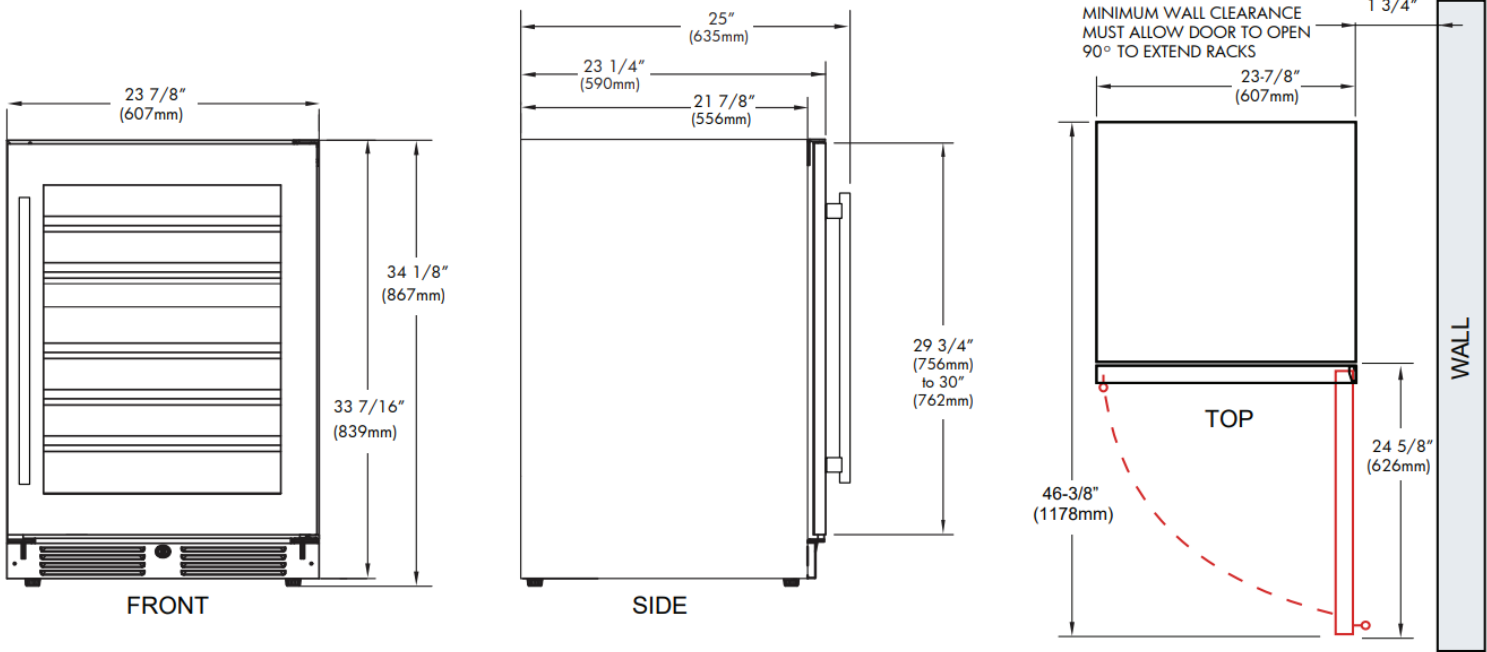
WORLD CLASS SERVICE | COMPREHENSIVE WARRANTIES

OUR LASTING COMMITMENT TO YOU

# XOU24WDZGBS

## 24" BLACK STAINLESS STEEL DUAL-ZONE WINE COOLER

\*Specify **R** for right hand hinge - or - **L** for left hand hinge



### FEATURES

### SPECIFICATIONS

#### CAPACITY

Full extension smooth glide racks hold:  
(16) 750ml bottles upper section at 41° to 50° F  
(30) 750ml bottles lower section at 50° to 64° F

#### FEATURES

- Zero clearance hinges for flush integration\*
- Secure door lock
- Non- reversible door - specify right or left hinge
- Library quiet 39 dBA operation
- Elegant tri-color interior illumination
- Intuitive digital touch controls
- 6-1/2' Power Cord with low profile 90 flat plug
- Low E Glass blocks harmful UV light
- Alarm Functions
- Energy Saver and Sabbath Mode

\* Note: zero clearance hinges are visible just above and below the door panel

#### ELECTRICAL

120V 60HZ 4.35 AMP\*

#### DIMENSIONS

H 34 1/8"  
W 23 7/8"  
D 23 1/4"

#### ROUGH IN

H 34 1/4" min  
W 24"  
D 24"

#### REFRIGERANT

R600A

#### WEIGHT

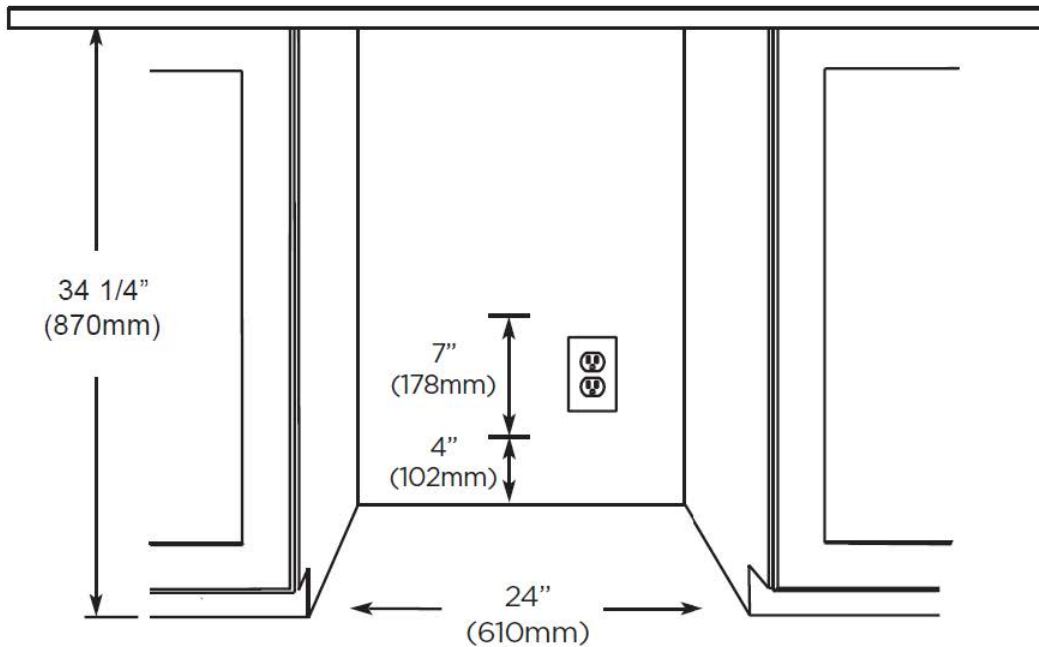
149 lbs



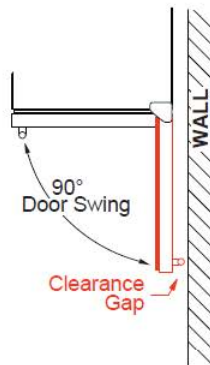
DESIGNER Handle  
Included



### ROUGH IN DIMENSIONS



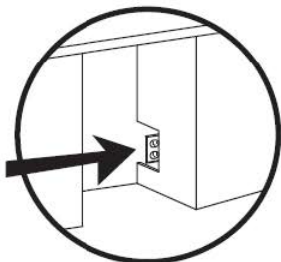
ALL XO UNDERCOUNTER  
UNITS ARRIVE PRE-WIRED  
WITH LOW PROFILE PLUGS  
FOR EASY INSTALLATION



WHEN INSTALLING WITH  
THE HINGE SIDE NEXT TO A WALL -  
LEAVE 1-3/4" CLEARANCE GAP FOR  
CABINET HANDLES

DOOR MUST BE ABLE TO OPEN  
A MINIMUM OF 90°.

NEED MORE SPACE -  
CUT INTO AN ADJOINING  
CABINET TO REACH AN  
OUTLET THERE



IF THE DOOR CANNOT OPEN FULLY  
YOU CANNOT EXTEND THE SHELVES.