

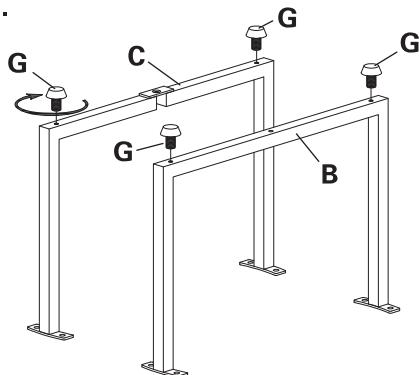
ANITA MODERN OTTOMAN

ASSEMBLY INSTRUCTIONS

FIRSTIME & CO.®
— AMERICAN DESIGNED —

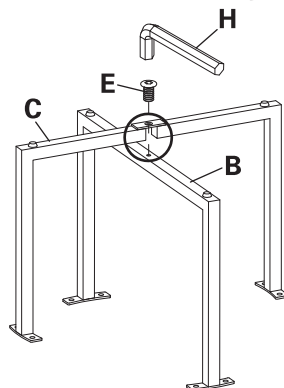
STEP 1

Twist floor glides (G) into the bottom of the legs (B + C).




STEP 2

Attach legs (B + C) by intersecting at an angle.

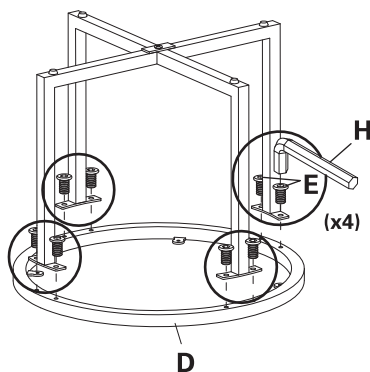


FULLY ASSEMBLED



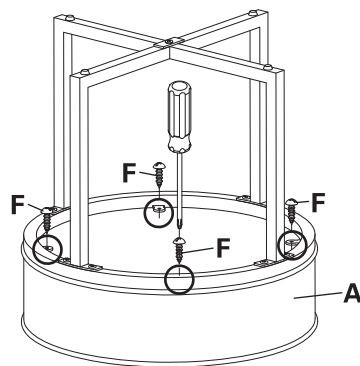
STEP 3

Attach legs to cushion base (D).



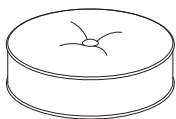
STEP 4

Attach assembled bottom frame to the cushion top (A).



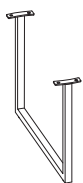
PARTS

A



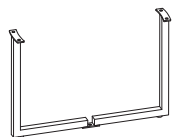
1 PC

B



1 PC

C



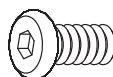
1 PC

D



1 PC

E



9 PC

F



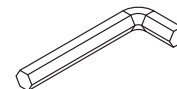
4 PC

G

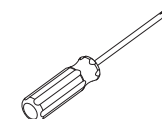


4 PC

H



1 PC



PHILIPS HEAD
SCREWDRIVER
(NOT INCLUDED)

NOTE: PHILIPS HEAD SCREW DRIVER REQUIRED FOR ASSEMBLY (NOT INCLUDED)