



# 2022/23

## NEW PRODUCT C A T A L O G



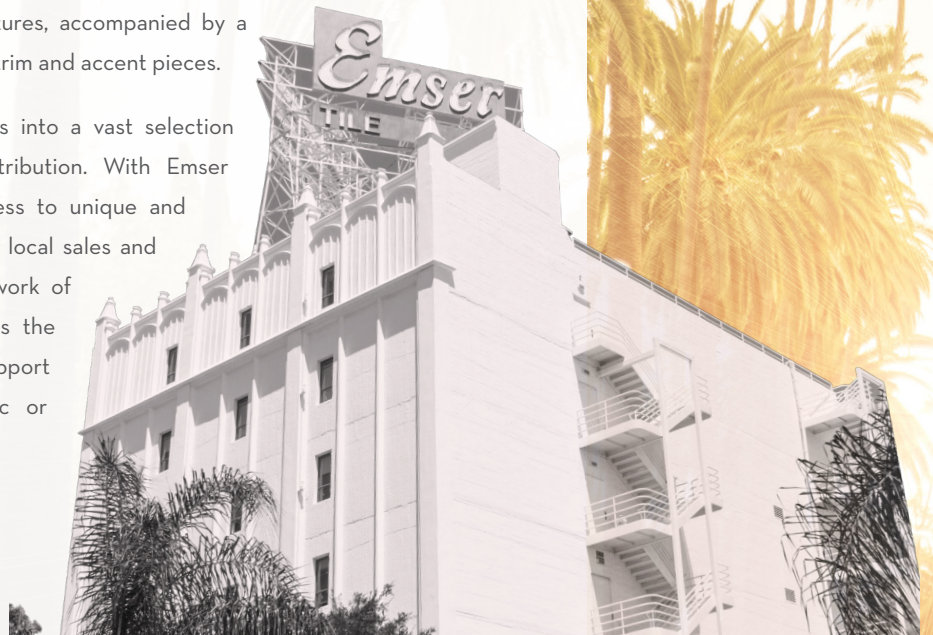
## THE **EMSER** STORY

**E**stablished in 1968 and headquartered in Los Angeles, California, Emser Tile® is a leading designer, producer and marketer of the world's finest tile and natural stone. By offering unparalleled service and a vast selection of products, Emser Tile® is a comprehensive source for interior and exterior products that include porcelain, ceramic, glass, decorative accents, metal, quarry, mosaics, natural and engineered stone, cut-to-size products, setting materials and custom manufactured products made to your specifications. Our nationwide service network includes state of the art distribution centers and local sales and service locations to combine a strong national presence with tailored, local service. Building upon over 50 years of service, our dedication and commitment to our customers remains as strong as ever and is the core of our business and our culture.

Our services are tailored to customers' specific requirements. Emser Tile® offers exclusive programs that help retailers, home builders, commercial builders, contractors, architects and designers exceed their customers' expectations and requirements while keeping projects on schedule and within budget.

Our global network brings the latest trends, technologies and innovations for ceramic and porcelain tile, glass, natural stone, decorative, mosaic and metal products. We continue to offer the most compelling and extensive portfolio of colors, finishes, patterns and textures, accompanied by a broad assortment of coordinating trim and accent pieces.

Our expansive capacity translates into a vast selection of products and immediate distribution. With Emser Tile®, customers have quick access to unique and first-to-market products. With our local sales and service locations and global network of factory alliances, Emser Tile® has the infrastructure to logistically support any size project on a domestic or international level.



SINCE 1968  
QUALITY  
STYLE  
SERVICE  
SELECTION



# PRIORITIZING SUSTAINABILITY

## CORPORATE EFFORTS

Emser Tile® is committed to reducing the environmental impact not only of our corporate headquarters and local sales and service locations, but also all of our distribution centers nationwide.

Our initiatives to do so include:

- Reusing technology, including cell phones, computers, and electronic equipment, through our suppliers and a third-party electronics recycling provider;
- Recycling paper through a third-party shred and recycle service;
- Automating facility lights that operate based on areas in use;
- Programming thermostats for optimal indoor temperatures while maintaining energy efficiency;
- Using low-flow and no-flush plumbing fixtures that preserve water;
- Prioritizing recycled content in office supplies;
- Emser Tile® operates strategically placed distribution centers and local sales and service locations throughout the United States. Having multiple facilities allows us to maximize the volume of every truckload for the most efficient transportation of our products, and in turn, minimizing our carbon footprint.

## MATERIAL RESOURCES

Emser Tile® chooses to work with suppliers that recycle the maximum amount of material possible back into the raw bisque, which is then reused to make new tiles. Understanding the importance of water conservation, Emser Tile® suppliers also recycle and reuse water during the manufacturing process. All glazes used in the production of ceramic and porcelain tile are water based and contain zero solvents, reducing potential Volatile Organic Compound (VOC) emissions during production and further eliminating any off-gassing of our finished floor products to 0 g/L through the firing stage of manufacturing. All overseas suppliers are required to be transparent in raw ingredient reporting up to 1000ppm, allowing Emser to meet OSHA Safety Data Sheet (SDS) requirements, as well as Health Product

Declarations (HPD v2.1). Preference is given to manufacturers with upgraded kiln equipment that are able to better control heat emission and indoor air quality at the factory level.

Due to their raw ingredient profiles, all products are Red List Free, Conflict Mineral Free, Lead Free and compliant to OSHA Silica Standards as well as Prop 65.

## MANUFACTURING, DISTRIBUTION & INSTALLATION

Our transparency efforts specifically complement green friendly builds that are focused around environmental impact in addition to worker health and safety. Unlike other types of hard and soft flooring, the longevity of ceramic, porcelain, and natural stone prevents frequent replacement, reducing the emissions and carbon footprints related to manufacturing, transportation and disposal of waste. With a potential cradle to grave lifecycle of 100+ years, studies have shown that over a 20-year span, ceramic, porcelain, and natural stone products are more cost-effective and sustainable than any other flooring material.

For enhanced eco-friendly attributes, all products and packaging are 100% recyclable, allowing them to be easily diverted from landfills post construction. The inherent characteristics of these surfaces allow for easy installation and cleaning without the use of toxic, high VOC, or harsh chemicals, while also displaying natural antimicrobial properties reducing potential bacteria and mold growth making them a very hygienic option.

Through innovative design, these dense body products can be installed in a way that enhances indoor air quality, creating building efficiency by controlling ambient room temperatures of a space, all while reducing heating and air conditioning costs. Partnered with a Low/No VOC setting materials system, including an installation system warranty, the health, safety and longevity of the application can be optimized.



## GREEN GUIDE

At Emser Tile®, we embrace our responsibility to protect the planet and create sustainable processes in everything that we do. We hold the same standard for our suppliers and trade partners, and work alongside them to ensure that they adhere to maintaining and improving their standards. Emser Tile®'s Green Building Initiative features a systematic three-prong approach:

- Implementing company-wide environmentally conscious practices in the workplace at all Emser locations throughout North America, including distribution centers. This is a combined effort also shared by our trade partners.
- Practicing transparency of raw materials sourcing with our suppliers, so that we know exactly what ingredients are going into the products we sell down to 1000ppm.
- Educating employees and customers alike through internal and external training programs such as CEU/CES classes regarding health, safety and welfare standards related to material sourcing, manufacturing and installation.

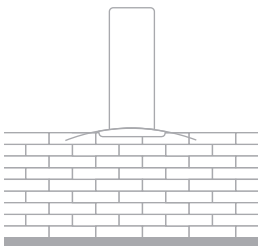
**Declare.**

Coined the Nutrition Label for products, Emser Tile has been awarded the Declare Label for its transparency in product lifecycle. From where it comes from, what it's made from, to where it goes, Emser Tile's notation of "Red List Free" can fulfill the credit disclosure requirements for LEED v4.

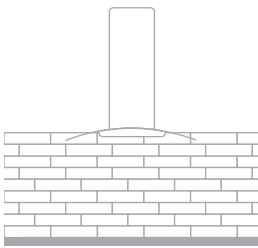




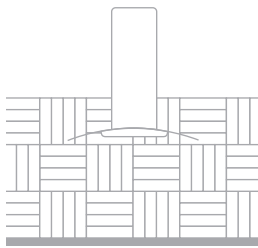
SUBWAYTILE



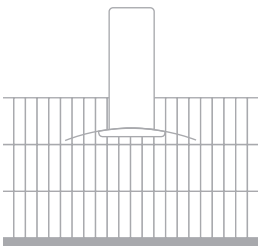
50% Offset



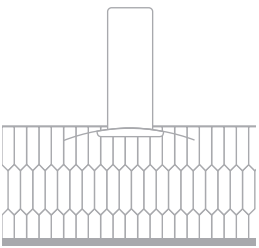
33% Offset



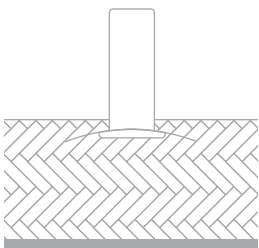
Basket Weave



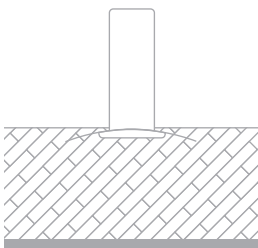
Vertical Stacked



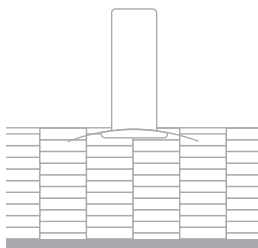
Picket Vertical Stacked



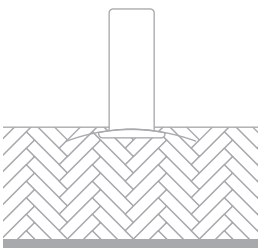
Horizontal Herringbone



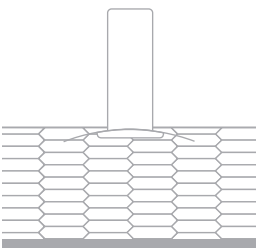
45-Degree Staggered



Horizontal Staggered

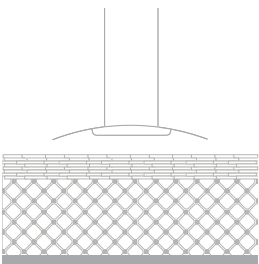


Herringbone

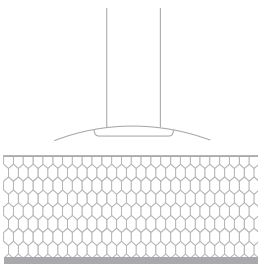


Picket Stacked

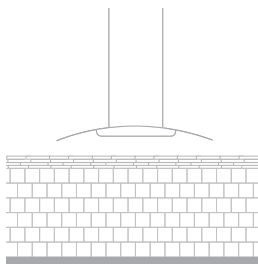
BACKSPLASH




4x4 Square  
Linear Mosaic



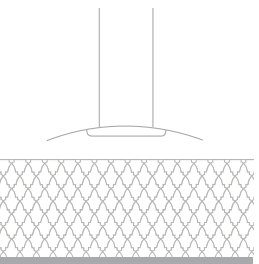
1/3 Elongated Hexagon  
Mosaic



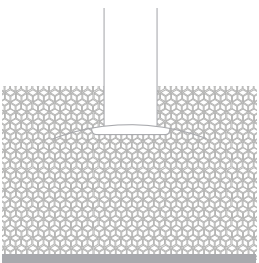
Brickwork Square  
Linear Mosaic




Herringbone Mosaic  
Penny Round Mosaic



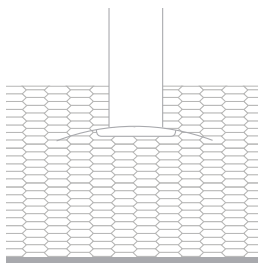
Fleur Mosaic



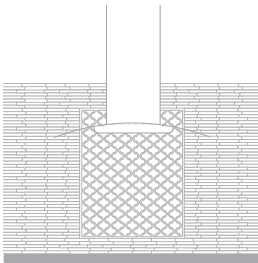
Cube Mosaic



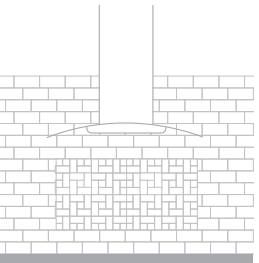
Herringbone Centered  
Mosaic



Picket Mosaic



Linear Mosaic  
Arabesque Mosaic



Offset Subway  
Pinwheel Inset



## PATTERN GUIDE


There are many choices among tile to meet all tastes and preferences. By creating a pattern with tile, one can express his or her personal style and design a truly unique space. A pattern not only alters an appearance, but it can also impact scale. The pattern suggestions are guidelines only — use your unique style and creativity to transform your space.

33% Offset is recommended for staggered floor installations.


For additional pattern selections, please visit [www.emser.com](http://www.emser.com).

## PATTERN GUIDE


### ONE SIZE



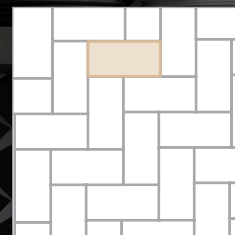
Staggered Brickwork



Diamond



Brickwork Square

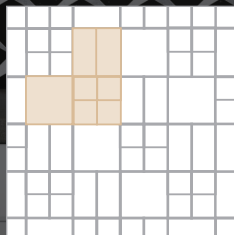


Straight Herringbone

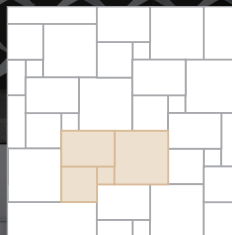
### MULTIPLE SIZES




Versailles



Escala




Modular Pinwheel

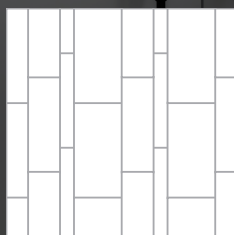


Kaleidoscope


### WOOD-LOOK SIZES



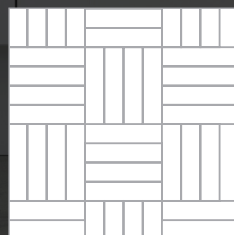
Herringbone



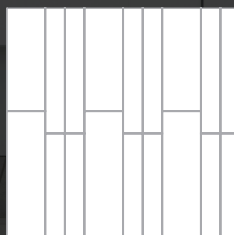
Multiple Staggered



Ships Deck

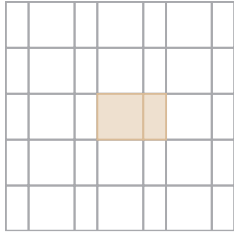


Basket Weave

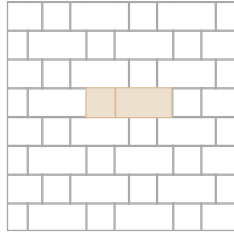


Parallel Plank

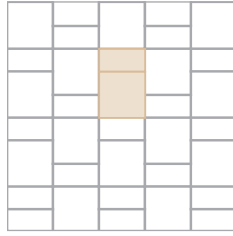
## TWOSIZES



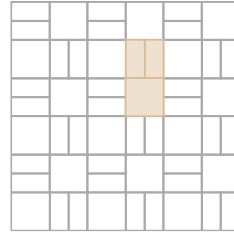
Alternating



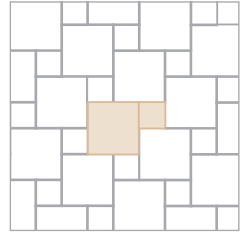
Alternating Horizontal



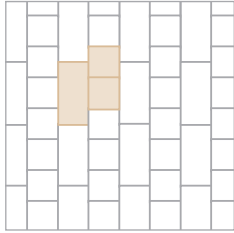
Alternating Vertical



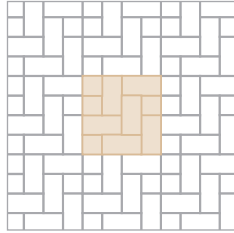
Basketweave Horizontal



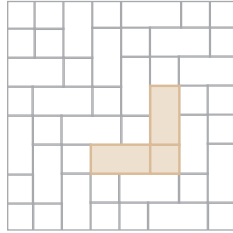
Hopscotch



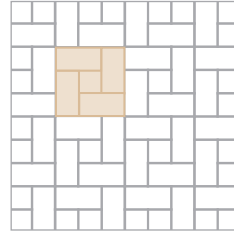
Corridor Vertical



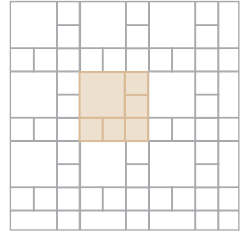
Cobblestone



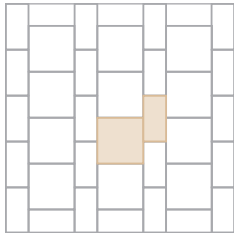
Herringbone Inserted



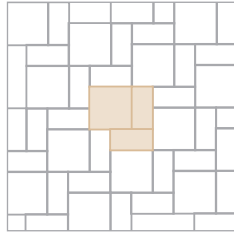
Windmill



Stepping Stone

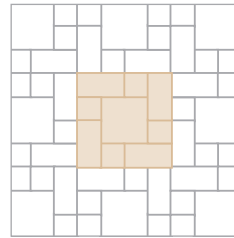


Corridor

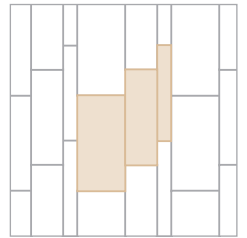


Brickweave

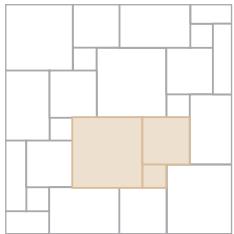
## THREESIZES



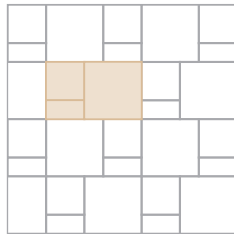
Soldiered



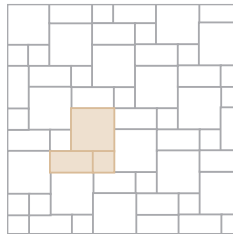
Staggered Vertical Brickwork



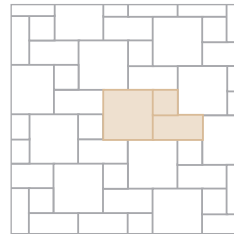
Triad Hopscotch



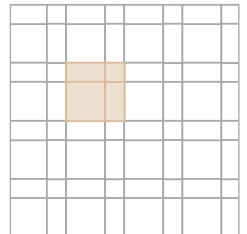
Pediment



Braid



Catena










Palazzo

## SYMBOLS GUIDE

### QUALITY STANDARDS

The symbols shown in the chart describe the general usage and features of the products. For a more detailed technical and usage chart, please refer to the resources section or visit us online at [emser.com](http://emser.com).

	DCOF	BREAKING STRENGTH	SCRATCH HARDNESS	
	>0.42%	>250 lbf	5	FLOOR / WALL 
	ANY	>250 lbf	5	RESIDENTIAL 
	N/A	>125 lbf	3	WALL 
	>0.42% (Wet) ANY (Dry)	>350 lbf	7	COMMERCIAL 
	ANY	>250 lbf	5	INDOOR 
WALL:	N/A	>125 lbf	3	
FLOOR:	>0.55 (Uncovered)	>250 lbf	5(R) / 7(C)	OUTDOOR 
DECK:	>0.60%	>250 lbf	5(R) / 7(C)	
WATERLINE:	ANY	>125 lbf	3	POOL 



## GO LINEAR

### Cut-To-Size Custom Ordering

Emser Tile® offers various cut-to-size options for all rectified products.

Please inquire about lead times and pricing. Sizes can be specified within the limits of the dimension of the standard field tiles.

Suggested sizes include but are not limited to:

2x12, 2x24, 4x12, 4x24, 6x12, and 6x24

### COLLECTIONS:

Beach Wood	Orchard
Borigni	Porto II
BB Concrete	Sterlina
BB Wood   Oak	Style II
BB Wood   Yakedo	Sweden
Cassero II	Swiss II
Chiado II	Terazio
Citizen	Theory
Council	Thread II
Expanse	Uptown
Hangar	Xtra
Hollywood	...mosaics and more!
Legacy	
Milestone	
Mood	
Network	
Newport	

	12"	24"
20"		
18"		
16"		
12"		
8"		
6"		
4"		
2"		



## FORM FACTOR

Let your inner artist flourish with Emser Tiles new Form Factor. Available for all Emser Tile products, our new Form Factor program allows you to quickly and easily create the look you want. Please ask your Emser representative for lead time and pricing. Custom designs also available.


TRIANGLE



CHEVRON



PICKET



AMULET



BOW TIE



V SHAPE



SCALLOP



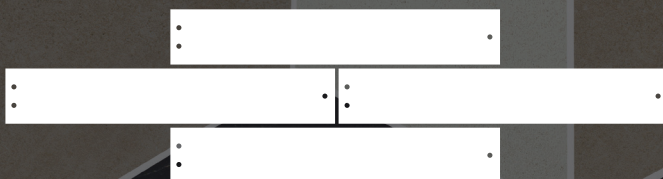
S-SHAPE



KITE



DRILL



L-SHAPE



An aerial photograph of a rugged coastline. The water is a vibrant turquoise color, with white, frothy surf crashing against dark, jagged rocks. The rocks are scattered across the lower half of the image, with a large, prominent one in the bottom left corner. The overall scene is dynamic and captures the raw beauty of the ocean.


INSPIRED  
BY  
NATURAL  
BEAUTY




SPECIAL EDITION

# EMSER EXCLUSIVE DESIGNER GROUT


Specially curated collection of exclusive grout colors designed to complement Emser Tile's family of products. Inspired by nature, wellness and sustainability, these on-trend colors celebrate the beauty found in blush tones, warm taupe, blues and greens.




MOON ROCK  
ZLC26EM-0003-2




BLOSSOM  
ZLC26EM-0004-2



BOTANICAL  
ZLC26EM-0001-2



SEA BREEZE  
ZLC26EM-0005-2



DEEP DIVE  
ZLC26EM-0002-2

- No sealing required - equipped with STONETECH® Sealer Technology
- Vibrant consistent color - resists efflorescence
- Fast setting - ready for foot traffic in 3 hours
- Suitable for joints 1/16" to 1/2" (1.5 mm to 12 mm) wide on floors or walls
- Fiber reinforced - crack and shrink resistant
- Low VOC
- Exceeds ANSI A118.7 and achieves ISO 13007-4 CG2FAW



Nagara™ Silver | ● Deep Dive Exclusive Grout



# EMPERVIOUS™

RIGID WATERPROOF SHOWER SYSTEM

Emser exclusive shower system **coming Fall 2022**

## FULLY WATERPROOFED SYSTEM

The closed-cell XPS foam core and cement coating technology used with joint sealant produces a fully waterproofed system allowing for same day tile installation.

## FOAM PANELS

Available in 3'x5' or 4'x8' and ranging from 1/4" to 2" thick to fit your project needs.

## SOLID FOAM CURBS

Utilizing a pre-formed curb will help you easily complete your shower project. Or, forgo the curb completely and create a sleek, barrier-free entry using our universal low profile pans.

## UTILIZE PRE-FORMED NICHE OR BUILD YOUR OWN

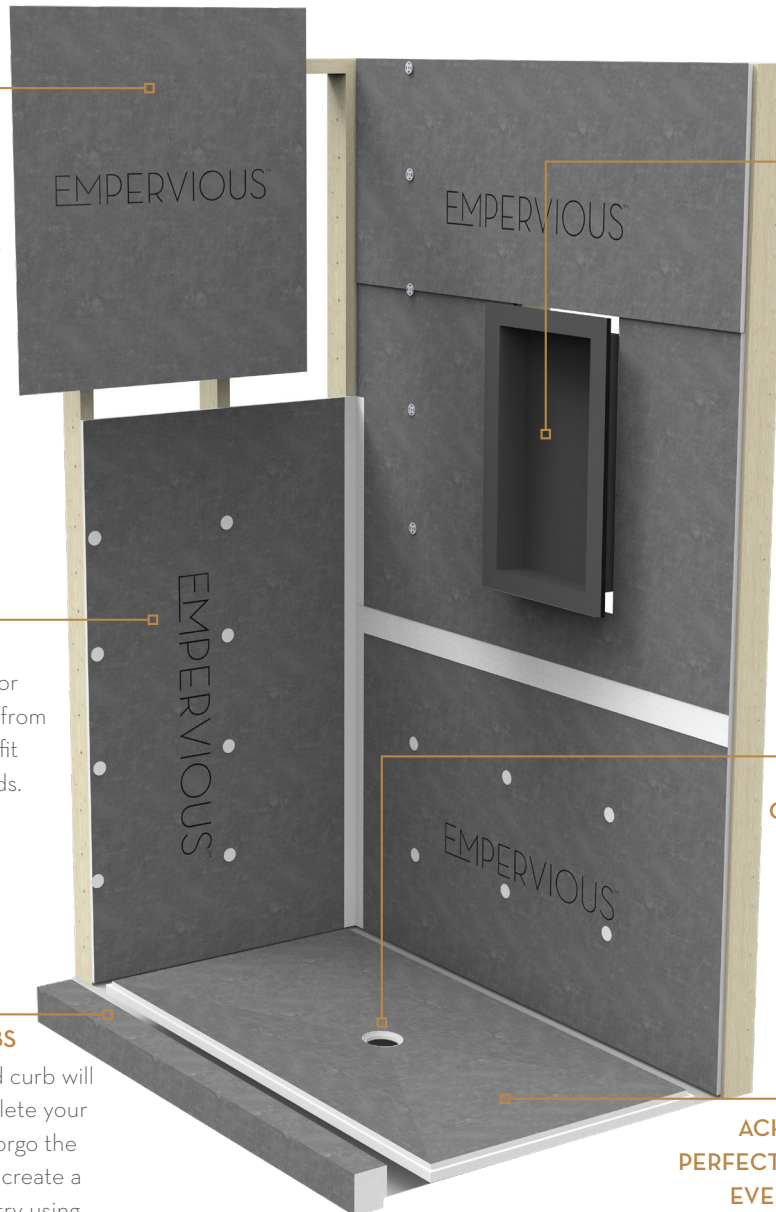
Save time on installations by utilizing our pre-formed niches in the most common sizes. Elevate your design by building a custom bench from 2" wallboard.

## COORDINATING GRATE SWATCHES

Choose from a selection of finishes to perfectly complement other bath hardware.

## ACHIEVE A PERFECT SLOPE EVERYTIME

With limitless configurations utilizing pan extensions, the pre-sloped shower pans can accommodate virtually any size shower. Plus our universal pan is a thin, low profile that makes barrier free installations a breeze.



The background of the entire image is a solid black. Overlaid on this are several dynamic, flowing shapes of a bright, metallic gold color. These shapes resemble liquid splashes or molten metal, with smooth, curved surfaces and sharp highlights that catch the light, giving them a three-dimensional appearance. One large splash starts from the bottom left and curves upwards towards the center. Another splash is positioned at the top, arching over the text. A third, smaller splash is on the right side, partially behind the text. The overall effect is one of elegance and high-end quality.

# ENHANCE™

BY EMSER TILE®



# ENHANCE™

BY EMSER TILE®

## DESIGN BEYOND LIMITS

A curated collection offering enhanced looks and features that provides endless opportunities to design beyond limits.

Design is a work of passion. Creating spaces that are as beautiful as they are functional does not happen by accident. Careful thought and planning must take place to ensure the proper mix of form and functionality is achieved. Even then, the results may not always come out as expected.


Enhance™ by Emser Tile was inspired by this challenge. This collection offers a vast selection of colors and styles making every installation as unique as its creator. Plus, with special features such as R11 Anti-Slip and EmGuard™ Anti-Microbial finishes, this collection is a remarkable example of functionality fusing with design.

Take a look inside and become inspired by a small selection of the countless possibilities available. There are truly no limits to the level of design and personalization that can be achieved with Enhance™ by Emser Tile®.


---

MOQ and Lead Times apply. Please contact your local Emser Representative for full details.


FLOOR / WALL RESIDENTIAL COMMERCIAL INDOOR OUTDOOR POOL




White




Mist




Sea




Jade




Turquoise




Royal




Navy




Indigo



Aqua



Teal



Cobalt

Sizes			
	12" x 12" Dot Mount 12.07" x 12.07"	13" x 13" Dot Mount 12.62" x 12.62"	11" x 12" Dot Mount 11.04" x 12.07"
Thickness	6mm	6mm	6mm
Testing	Shade Variation Rating		
Results*	V2-V3		

- Sustainability Attributes
- Health Product Declaration (HPD) provided upon request
  - Product Packaging is 100% recyclable
  - VOC Free

\*For more information visit [www.emser.com](http://www.emser.com). Always consult a professional for proper usage and installation.

Transform your pool into a personal oasis. With hues as vibrant as coveted sea glass finds, Afloat™ porcelain tile is especially meant for those who embrace pool living. Make a jewel-toned splash with this unique design.

**AFLOAT™**  
*Glazed Porcelain Mosaic*





Anthracite



Gray



Silver




White

Mosaics




Anthracite









Gray



Silver



White

Sizes							
	31" x 31" 31.38" x 31.38" (Porcelain)	16" x 31" 15.63" x 31.38" (Porcelain)	12" x 24" 11.69" x 23.5" (Porcelain)	10" x 16" 9.76" x 15.67" (Ceramic)	12" x 12" Mesh 11.68" x 11.59"	3" x 12" Floor SBN	
	Thickness	9mm	9mm	9mm	7.5mm	9mm	9mm
	Faces	12	12	10	17	N/A	N/A
	Finish	Matte	Matte	Matte	Matte	Matte	Matte
	Edge	Rectified	Rectified	Pressed	Pressed	Cut	Cut/Rounded
Grout Joint Recommendation	3/16"	3/16"	3/16"	3/16"	3/16"	3/16"	
Testing	Abrasion Resistance C1027	Breaking Strength C648	Chemical Resistance C650	Water Absorption C373	DCOF ANSI A137.1	Scratch Hardness MOHS	Shade Variation Rating
Results*	N/A (Wall) IV (Silver & White) II (Gray & Anthr.)	>125 lbf (Wall) >250 lbf (Floor)	Resistant	<20.0% (Wall) <0.5% (Floor)	N/A (Wall) >0.42 (Floor)	3 (Wall) 7 (Floor)	V4

**Product and Installation Details | ANSI A108.02**  
Section 4.3.8.2 - For running bond/brick joint patterns utilizing tiles (square or rectangular) where the side being offset is greater than 18" (nominal dimension), the running bond offset will be a maximum of 33% unless otherwise specified by the tile manufacturer. If an offset greater than 33% is specified, specifier and owner must approve mock-up and lippage.



- Sustainability Attributes
  - Red List Free
  - Health Product Declaration (HPD) provided upon request
  - Product Packaging is 100% recyclable
- VOC Free

\*For more information visit [www.emser.com](http://www.emser.com). Always consult a professional for proper usage and installation.

Create a mood with Cogent™, a concrete look that takes its inspiration from a love for modern industrial design. It serves as the bedrock for a space, grounding and graceful in its texture and color variation. The result? A versatile and timeless tile that brings design to life, both residential and commercial, urban and suburban.

# COGENT™

*Glazed Ceramic & Porcelain*






White



White Frame




Charcoal



Charcoal Frame



Sky



Sky Frame



Fawn




Fawn Frame




Gray



Gray Frame



Royal



Royal Frame

Sizes

9"x14" Mesh  
9.37"x14.41"

Thickness

8mm

Testing

Shade Variation Rating

Results\*

V2

- Sustainability Attributes
- Health Product Declaration (HPD) provided upon request.
  - Product Packaging is 100% recyclable
  - VOC Free


\*For more information visit [www.emser.com](http://www.emser.com). Always consult a professional for proper usage and installation.

Reminiscent of a classic Shaker door style, Cuadro™ features a beautifully decorative look with all the benefits of tile. Popular blues, in both Royal and Sky, as well as a host of neutrals offer a desirable color palette. And for those more in tune with modern and transitional aesthetics, Cuadro is also available in a clean “frameless” look.

## CUADRO™

*Glazed Porcelain Mosaic*






Calacata Penny



Calacata Picket



Calacata Shell



Calacata 4" Hex




Calacata 2" Hex



2"x6" Offset


Not Pictured:  
Calacata Thicket  
Nero Penny  
Nero Picket  
Nero Shell  
Nero 4" Hex  
Nero 2" Hex

SIZES							
	12"x12" Mesh	10"x11" Mesh	11"x13" Mesh	10"x14" Mesh	11"x12" Mesh	2"x6" Offset	10"x13" Thicket
THICKNESS	11.81" x11.81"	9.92" x11.45"	11.10" x12.79"	9.92" x13.78"	11.89" x11.30"	11.54" x11.22"	10.16" x13.47"
	5.5mm	5.5mm	5.5mm	5.5mm	5.5mm	5.5mm	5.5mm
TESTING	Shade Variation Rating						
RESULTS*	Check Website						

Sustainability Attributes

- Health Product Declaration (HPD) provided upon request
- Product Packaging is 100% recyclable
- VOC Free

\*For more information visit [www.emser.com](http://www.emser.com). Always consult a professional for proper usage and installation.



Equal parts artistic and modern, Elegan™ mosaic tile offers easy-to-install options with a striking marble look, available in timeless patterns. Whether decorative with subtle veining in white or bold and dark, Elegan will enhance kitchens, baths and other areas where elegance is a must.

**ELEGAN™**  
*Glazed Porcelain Mosaic*



White Peak



White



Silver Peak



Silver



Forest Peak




Forest



Gray Peak




Gray



Navy Peak



Navy






Black Peak



Black

Both Patterns Available in Matte & Gloss Finish.

Sizes					
	3"x12" Peak 2.95"x11.81"		3"x12" 2.95"x11.81"		
Thickness	9.5mm		9.5mm		
Grout Joint Recommendation	Check Website		Check Website		
Testing	Breaking Strength C648	Chemical Resistance C650	Water Absorption C373	Scratch Hardness MOHS	Shade Variation Rating
	Check Website	Check Website	Check Website	Check Website	Check Website



- Sustainability Attributes

  - Health Product Declaration (HPD) provided upon request
  - Product Packaging is 100% recyclable
  - VOC Free

\*For more information visit [www.emser.com](http://www.emser.com). Always consult a professional for proper usage and installation.

Texture and dimension ensure Estasi™ ceramic tile will complement any wall décor. An eye-catching duo of blue and green anchor the collection of colors, which also features a medley of cool neutrals, available in both glossy and matte finishes, peak and flat.

ESTASI™  
*Glazed Ceramic*





Blanco



Gris



Cielo



Azul



Marron

SIZES	<div><div></div><div>6" x 12" 5.91" x 12.44"</div></div>					
	Thickness10mm					
	Grout Joint Recommendation1/8"					
TESTING	Breaking Strength C648	Chemical Resistance C650	Water Absorption C373	Scratch Hardness MOHS	Shade Variation Rating	
Results*	>250 lbf	Resistant	<3.0%	7	V3	

- Sustainability Attributes
- Health Product Declaration (HPD) provided upon request
  - Product Packaging is 100% recyclable
  - VOC Free

\*For more information visit [www.emser.com](http://www.emser.com). Always consult a professional for proper usage and installation.

\*\*Frost Resistant Tile. This product is not classified as true porcelain as the water absorption falls within 0.5% - 3%. However, this product is able to be used almost anywhere porcelain tile is used.

Picture the rich colors of an Italian countryside landscape, and you will begin to appreciate the warmth and depth of the color palette for Exhale™. Equally welcome in classic renovations and modern environs, Exhale features 6x12 tiles in a unique selection of 5 earthy colors.

**EXHALE™**  
*Glazed Porcelain\*\**

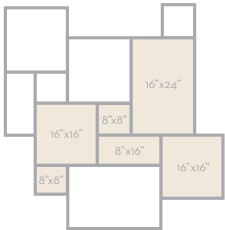




Presidio (Limestone)






Silver (Travertine)



Versailles Set Available in all Colors.  
Sizes Include:  
16x24 1 pc  
8x16 1 pc  
16x16 2 pcs  
8x8 2 pcs

Not Pictured:  
Marble

SIZES							
	16"x24"						
							
	Versailles Set						
							
	16"x24" Coping						
Thickness	30mm						
Faces	N/A						
Finish	Marble & Limestone - Tumbled Trav - Brushed						
Edge	Cut						
Grout Joint Recommendation	Check Website						
Testing	Abrasion Resistance C1027	Breaking Strength C648	Chemical Resistance C650	Water Absorption C373	DCOF ANSI A137.1	Scratch Hardness MOHS	Shade Variation Rating
Results*	Check Website	Check Website	Check Website	Check Website	Check Website	Check Website	Check Website

 Sustainability Attributes

- Red List Free
- Health Product Declaration (HPD) provided upon request
- Product Packaging is 100% recyclable
- VOC Free

\*For more information visit [www.emser.com](http://www.emser.com). Always consult a professional for proper usage and installation.


Extra in every way, Extero™ natural stone pavers are perfect for outdoor spaces that seek the ideal finishing touch. Whether you are looking for the subtle beauty of limestone, the earthy look of travertine or the elegant look of marble, Extero has you covered. Available as stand-alone tiles or as a Versailles pattern set.

**EXTERO™**


*Limestone, Travertine,  
& Marble*




WALL RESIDENTIAL INDOOR OUTDOOR POOL




White




Pearl




Silver




Ocean



Marine



Cobalt




Black

Sizes

Thickness

Testing

Results\*



13"x13" Mosaic  
12.87"x12.87"


4mm

Shade Variation  
Rating

V3


-  Sustainability Attributes
- Health Product Declaration (HPD) provided upon request
  - Product Packaging is 100% recyclable
  - VOC Free

\*For more information visit [www.emser.com](http://www.emser.com). Always consult a professional for proper usage and installation.




Making the most of time spent outdoors is a national pastime, and Galore™ glass mosaic tile for pools gives us one more reason to embrace our backyards. With durability meant to stand the test of time – Galore offers a stylish assortment of colors available in easy-to-install mosaics. High performance jewels for the pool!


**GALORE™**  
*Glazed Ceramic Mosaic*




Blanco







Gris



Verde



Azul

Sizes					
	4"x12" 3.94"x11.81"	6"x6" 5.91"x5.91"	8"x9" Hex 7.80"x8.98"	1/2"x12" Jolly	
Thickness	8mm	8mm	10mm	8mm	
Grout Joint Recommendation	1/8"	1/8"	1/8"	1/8"	
Testing	Breaking Strength C648	Chemical Resistance C650	Water Absorption C373	Scratch Hardness MOHS	Shade Variation Rating
Results*	>350 lbf	Resistant	<3.0%	7	V2

- Sustainability Attributes
- Health Product Declaration (HPD) provided upon request.
  - Product Packaging is 100% recyclable
  - VOC Free

\*For more information visit [www.emser.com](http://www.emser.com). Always consult a professional for proper usage and installation.

\*\*Frost Resistant Tile. This product is not classified as true porcelain as the water absorption falls within 0.5% - 3%. However, this product is able to be used almost anywhere porcelain tile is used.

Inhale™ shimmers with style, with color and with updated appreciation for the classic subway tile design. Blues and greens are standouts as the mixed finish replicates the way light reflects off the surface of ocean water – a glistening effect that enlivens a space. Available in four striking colors, this ceramic tile is sure to create a signature wall moment in any space.

**INHALE™**  
*Glazed Porcelain\*\**



FLOOR / WALL

RESIDENTIAL

COMMERCIAL

INDOOR

OUTDOOR

POOL




Linen






Ivory



Gray



Charcoal

SIZES							
	12" x 24" 23.62" x 11.81"	12" x 12" Mesh	3" x 12" Floor SBN				
	8mm	Check Website	8mm				
	1	N/A	N/A				
	Matte	Matte	Matte				
	Pressed	Cut	Cut/Rounded				
Grout Joint Recommendation	3/16"	3/16"	3/16"				
Testing	Abrasion Resistance C1027	Breaking Strength C648	Chemical Resistance C650	Water Absorption C373	DCOF ANSI A1371	Scratch Hardness MOHS	Shade Variation Rating
Results*	III	>250 lbf	Resistant	<0.5%	>0.55	7	Check Website

- Sustainability Attributes

  - Red List Free
  - Health Product Declaration (HPD) provided upon request
  - Product Packaging is 100% recyclable

- VOC Free



\*For more information visit [www.emser.com](http://www.emser.com). Always consult a professional for proper usage and installation.

The charm of tactile natural fabrics meets the performance benefits of porcelain tile with Jute™. As a material, jute is versatile and sustainable – and now that look translates to tile, which shares those same attributes, along with durability for both floors and walls. Cool colors create warm environs for any style at home.

**JUTE™**  
*Glazed Porcelain*





Arden



Dover



Hester

SIZES	<div></div>						
	9" x 36" 8.96" x 36.02"						
	Thickness 9.2mm						
	Faces 6						
	Finish Matte						
	Edge Pressed						
Grout Joint Recommendation	3/16"						
Testing	Abrasion Resistance C1027	Breaking Strength C648	Chemical Resistance C650	Water Absorption C373	DCOF ANSI A137.1	Scratch Hardness MOHS	Shade Variation Rating
Results*	Check Website	>350	Resistant	<0.5%	>0.42	7	V1

Product and Installation Details | ANSI A108.02 Section 4.3.8.2 - For running bond/brick jointing patterns utilizing tiles (square or rectangular) where the side being offset is greater than 18" (nominal dimension), the running bond offset will be a maximum of 33% unless otherwise specified by the tile manufacturer. If an offset greater than 33% is specified, specifier and owner must approve mock-up and lippage.



- Sustainability Attributes
- Red List Free
  - Health Product Declaration (HPD) provided upon request
  - Product Packaging is 100% recyclable

• VOC Free



\*For more information visit [www.emser.com](http://www.emser.com). Always consult a professional for proper usage and installation.

Lynbrook™ channels the beauty of nature with the benefits of tile. This elegant series pays attention to every detail, from the meticulous duplication of graining to the three sophisticated colors available. This wood-look tile brings nature indoors and turns any room into a warm and cozy retreat.


LYNBROOK™

*Glazed Porcelain*







Colombina




Bauta



Volto




Zanni



Tricorno

Sizes



12"x13" Mesh  
11.57"x12.60"

Thickness

Check Website

Testing

Shade Variation Rating

Results\*

Check Website

-  Sustainability Attributes
- Health Product Declaration (HPD) provided upon request
  - Product Packaging is 100% recyclable
  - VOC Free

\*For more information visit [www.emser.com](http://www.emser.com). Always consult a professional for proper usage and installation.

Inspired by European architecture and design, Masquerade™ is a festive pattern conveyed in an intricately textured and dimensional glazed ceramic mosaic.

# MASQUERADE™

*Ceramic Mosaic*





Ivory



Silver

SIZES	<div></div>						
	8" x 24" 7.87" x 23.62"						
	Thickness 8.5mm						
	Faces 9						
	Finish Matte						
	Edge Pressed						
Grout Joint Recommendation		3/16"					
TESTING	Abrasion Resistance C1027	Breaking Strength C648	Chemical Resistance C650	Water Absorption C373	DCOF ANSI A1371	Scratch Hardness MOHS	Shade Variation Rating
	Results* III	>250 lbf	Resistant	<10.0%	>0.42	7	V2

**Product and Installation Details** | ANSI A108.02  
Section 4.3.8.2 - For running bond/brick jointing patterns utilizing tiles (square or rectangular) where the side being offset is greater than 18" (nominal dimension), the running bond offset will be a maximum of 33% unless otherwise specified by the tile manufacturer. If an offset greater than 33% is specified, specifier and owner must approve mock-up and lippage.



- Sustainability Attributes
  - Red List Free
  - Health Product Declaration (HPD) provided upon request
  - Product Packaging is 100% recyclable
- VOC Free

\*For more information visit [www.emser.com](http://www.emser.com). Always consult a professional for proper usage and installation.

Moriyo™ offers a clean and stylish look that captures the subtle beauty of natural wood in a durable ceramic tile. The soft grain and neutral color palette makes an elegant, yet relaxed, statement. Offered in an 8x24 plank, this Nordic inspired beauty will make a timeless design statement in any setting.

MORIYO™  
*Glazed Ceramic*






White



Ivory



Silver




Ocean



Green



Red



Navy



Black

Sizes

12"x12" Mesh  
1"x6" Stacked

Thickness

10mm

Testing

Shade Variation  
Rating

Results\*

v3

- Sustainability Attributes
- Health Product Declaration (HPD) provided upon request
  - Product Packaging is 100% recyclable
  - VOC Free

\*For more information visit [www.emser.com](http://www.emser.com). Always consult a professional for proper usage and installation.

Newtro™ ceramic tile combines a geometric shape with a textured gloss. The earthy and rich tones, and the unique texture, make this tile a versatile and elegant addition to a variety of environments. Newtro mosaic mesh tile comes in eight colors in a range of neutrals and bolder hues.

**NEWTRO™**  
*Ceramic Mosaic*



FLOOR / WALL

RESIDENTIAL

COMMERCIAL

INDOOR

POOL



Astra



Eclipse



Luna

Mosaics



Astra



Eclipse



Luna

SIZES	<div><div></div><div>20" x 20" 20.04" x 20.04"</div></div>				<div><div></div><div>12" x 24" 11.93" x 24.02"</div></div>				<div><div></div><div>12" x 12" Mesh</div></div>				<div><div></div><div>3" x 12" Floor SBN</div></div>			
	9mm				9mm				9mm				9mm			
	8				8				N/A				N/A			
	Matte				Matte				Matte				Matte			
	Pressed				Pressed				Cut				Cut/Rounded			
Grout Joint Recommendation	3/16"				3/16"				1/8"				1/8"			
TESTING	Abrasion Resistance C1027		Breaking Strength C648		Chemical Resistance C650		Water Absorption C373		DCOF ANSI A137.1		Scratch Hardness MOHS		Shade Variation Rating			
	III		>350 lbf		Resistant		<0.5%		>0.42		6		V2			

- Sustainability Attributes

  - Red List Free
  - Health Product Declaration (HPD) provided upon request
  - Product Packaging is 100% recyclable
- VOC Free

\*For more information visit [www.emser.com](http://www.emser.com). Always consult a professional for proper usage and installation.

Novales™ celebrates subtly with a texture reminiscent of a smoothly weathered stone look, or even, as the color names suggest, the well-loved pages of a favorite book. It's a reminder of the beauty that exists in imperfection. And at the same time syncs with the demand for neutrals for both floors and walls.


# NOVALES™

*Glazed Porcelain*







Kami




Foil




Seni



Tant



Washi



Yuzen

Sizes

2"x6" Offset  
11.22"x11.54"

Thickness

8mm

Testing

Shade Variation Rating

Results\*

V2

- Sustainability Attributes
- Health Product Declaration (HPD) provided upon request.
  - Product Packaging is 100% recyclable
  - VOC Free

\*For more information visit [www.emser.com](http://www.emser.com). Always consult a professional for proper usage and installation.





Agnesi



Cruz



Fermi









Mill




Pascal

Available in Matte and Polished Finish

Sizes							
	24" x 24" 23.58" x 23.58"	12" x 24" 11.73" x 23.58"	12" x 12" Mesh 3" x 6" Offset	3" x 12" Floor SBN	6" x 12" Cove Base	1" x 6" Cove Base Corner Out	
Thickness	8mm	8mm	Check Website	Check Website	Check Website	Check Website	
Faces	64	128	N/A	N/A	N/A	N/A	
Finish	Matte & Polished	Matte & Polished	Matte	Matte & Polished	Matte	Matte	
Edge	Rectified	Rectified	Cut	Cut/Rounded	Cut/Rounded	Cut/Rounded	
Grout Joint Recommendation	1/8"	1/8"	Check Website	Check Website	Check Website	Check Website	
Testing	Abrasion Resistance C1027	Breaking Strength C648	Chemical Resistance C650	Water Absorption C373	DCOF ANSI A1371	Scratch Hardness MOHS	Shade Variation Rating
Results*	III	>350 lbf	Resistant	<0.5%	>0.55 (Matte) <0.42 (Polished)	7	V1

Product and Installation Details | ANSI A108.02  
Section 4.3.8.2 - For running bond/brick jointing patterns utilizing tiles (square or rectangular) where the side being offset is greater than 18" (nominal dimension), the running bond offset will be a maximum of 33% unless otherwise specified by the tile manufacturer. If an offset greater than 33% is specified, specifier and owner must approve mock-up and lippage.



-  Sustainability Attributes
- Red List Free
  - Health Product Declaration (HPD) provided upon request
  - Product Packaging is 100% recyclable

• VOC Free



\*For more information visit [www.emser.com](http://www.emser.com). Always consult a professional for proper usage and installation.

Prodigy™ is pure sophistication, with a nod to the beauty of nature stone looks. Outstanding in every way, this USA made collection is a fitting complement no matter the space or design aesthetic. It provides the foundation for any project seeking style.

PRODIGY™  
*Glazed Porcelain*



FLOOR / WALL

COMMERCIAL


RESIDENTIAL

## INDOOR

Acer



Bosso



Cedro



Olmo

Sizes

7" x 22"

7.13" x 21.68"

Thickness

8.9mm

Faces

12

Finish

Matte

Edge

Pressed

Grout Joint Recommendation

3/16"

Testing	Abrasion Resistance C1027	Breaking Strength C648	Chemical Resistance C650	Water Absorption C373	DCOF ANSI A137.1	Scratch Hardness MOHS	Shade Variation Rating
Results*	II	>350 lbf	Resistant	<7.0%	>0.42	6	V3


Product and Installation Details | ANSI A108.02

Section 4.3.8.2 - For running bond/brick joining patterns utilizing tiles (square or rectangular) where the side being offset is greater than 18" (nominal dimension), the running bond offset will be a maximum of 33% unless otherwise specified by the tile manufacturer. If an offset greater than 33% is specified, specifier and owner must approve mock-up and lippage.

Recommended 33% Offset\*

 Sustainability Attributes

\*For more information visit [www.emser.com](http://www.emser.com). Always consult a professional for proper usage and installation.



Ravenna provides the warmth and authentic look of wood with the durability of tile. The subtle color palette ranges from cool to warm and perfectly showcases the fine grain design. Inspired by the Nordic style this classic wood look tile is sure to create a cozy and inviting space.

**RAVENNA™**  
*Glazed Ceramic*



Blanco




Crema



Silver



Gris



Nero

SIZES	<div>5" x 10" 4.92" x 9.84"</div>				
	12mm				
	Check Website				
TESTING	BREAKING STRENGTH C648	CHEMICAL RESISTANCE C650	WATER ABSORPTION C373	SCRATCH HARDNESS MOHS	SHADE VARIATION RATING
RESULTS*	>350 lbf	Resistant	<0.5%	7	V2

- Sustainability Attributes
- Health Product Declaration (HPD) provided upon request
  - Product Packaging is 100% recyclable
  - VOC Free

\*For more information visit [www.emser.com](http://www.emser.com). Always consult a professional for proper usage and installation.


Highly textural Reform™ tile is reminiscent of veined stone. With its layered statement effect, Reform's stone look achieves the luxurious look of natural stone, while celebrating all the benefits of porcelain tile. Offered in a selection of neutrals that are anything but ordinary.

REFORM™  
*Glazed Porcelain*






Gift Herringbone




Bequest Herringbone




Present Herringbone




Token Herringbone



Gift Mini Herringbone




Bequest Mini Herringbone



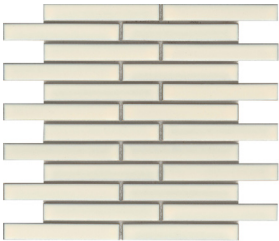
Present Mini Herringbone




Token Mini Herringbone




Gift Offset




Bequest Offset




Present Offset




Token Offset




Gift Mini Offset







Bequest Mini Offset



Present Mini Offset



Token Mini Offset

Sizes				
	1"x6" Herringbone 8.15" x 9.65"	Mini Herringbone 11.08" x 11.08"	1"x6" Offset 11.69" x 11.53"	Mini Offset 11.73" x 11.73"
Thickness	5.5mm	5.5mm	5.5mm	5.5mm
Testing	Shade Variation Rating			
Results*	V2			

-  Sustainability Attributes
- Health Product Declaration (HPD) provided upon request
  - Product Packaging is 100% recyclable
  - VOC Free

\*For more information visit [www.emser.com](http://www.emser.com). Always consult a professional for proper usage and installation.

Let the love affair with herringbone continue, starring Regala™ mosaic tile. Options abound with this collection, enabling chevron and offset patterns, along with a special mini version. The full offering pops with soft neutrals as well as color options in perennial favorites, blue and green.

## REGALA™

*Glazed Porcelain*





Cabrio







Firenza



Meriva



Yaris

Sizes							
	20" x 20" 19.92" x 19.92" (Porcelain)	12" x 24" 11.93" x 24.02" (Porcelain)	12" x 12" 12.05" x 12.05" (Ceramic)	3" x 12" Floor SBN			
	Thickness	9mm	9mm	8mm	9mm		
	Faces	6	6	6	N/A		
	Finish	Matte	Matte	Matte	Matte		
	Edge	Pressed	Pressed	Pressed	Cut/Rounded		
	Grout Joint Recommendation	3/16"	3/16"	3/16"	3/16"		
Testing	Abrasion Resistance C1027	Breaking Strength C648	Chemical Resistance C650	Water Absorption C373	DCOF ANSI A1371	Scratch Hardness MOHS	Shade Variation Rating
Results*	II III (Firenza)	>300 lbf >350 lbf (Firenza)	Resistant	<0.5%	>0.42	7	V2

**Product and Installation Details | ANSI A108.02**  
Section 4.3.8.2 - For running bond/brick jointing patterns utilizing tiles (square or rectangular) where the side being offset is greater than 18" (nominal dimension), the running bond offset will be a maximum of 33% unless otherwise specified by the tile manufacturer. If an offset greater than 33% is specified, specifier and owner must approve mock-up and lippage.



-  Sustainability Attributes
  - Red List Free
  - Health Product Declaration (HPD) provided upon request
  - Product Packaging is 100% recyclable
- VOC Free

\*For more information visit [www.emser.com](http://www.emser.com). Always consult a professional for proper usage and installation.

The subtle movement and gentle veining of Solara™ mirrors the beauty of natural marble. The neutral palette is sure to make any space warm and inviting. With all the subtle sophistication of marble, Solara is sure to elevate any design.

**SOLARA™**  
*Glazed Ceramic & Porcelain*




Belem




Evora



Faro



Lagos



Sintra

Sizes



12"x12" Mesh  
11.65"x11.65"

Thickness

8.5mm

Testing

Shade Variation Rating

Results\*

V2

-  Sustainability Attributes
- Health Product Declaration (HPD) provided upon request.
  - Product Packaging is 100% recyclable
  - VOC Free


\*For more information visit [www.emser.com](http://www.emser.com). Always consult a professional for proper usage and installation.

Add texture and intricacy while maintaining a clean and uncluttered look with Souvenir™. The slightly burnished edges and 1" x 6" stacked form provides visual interest with an artisan feel. The wide color palette ranges from cool neutrals to a lively green or blue which are perfect when a touch of color is desired. This spectacular tile is sure to turn any room into a showplace and will remain in guests' minds long after they have gone.


## SOUVENIR™

*Glazed Porcelain Mosaic*







Mana




Ono



Suva




Gau




Koro



Lami



Tilva



Yaro


Not Pictured: Stone

Sizes

Thickness

Testing

Results\*



12" x 12"  
Dot Mount

4.9mm

Shade Variation Rating

V3

-  Sustainability Attributes
- Health Product Declaration (HPD) provided upon request
  - Product Packaging is 100% recyclable
  - VOC Free

\*For more information visit [www.emser.com](http://www.emser.com). Always consult a professional for proper usage and installation.

Delve below the surface with an homage to the beauty and complexity of water colors. Waterlace™ glass mosaic tile turns designs into geometric works of art. Uniquely yours and suitably indoor and out, for pools, and signature walls.

**WATERLACE™**  
*Glass Mosaic*





Trav Silver



Trav Beige



Cemento Gray




Basalt Black



Tiberwood Brown



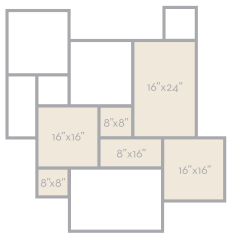
Tiberwood Gray









Ashmont Gray



Caminar White



Versailles Set  
Available in  
Ashmont and  
Caminar Colors  
Only.

SIZES	Trav Silver, Trav Beige, Cemento, Basalt & Tiberwood				Ashmont Gray & Caminar White		
							
	24"x24" 23.62"x23.62"	12"x47" 11.73"x47.05"	12"x24" Coping	24"x24" 23.50"x23.50"	16"x31" 15.63"x31.38"	Versailles Set	
	20mm	20mm	20mm	20mm	20mm	20mm	
	12 (Travertine) 8 (Cemento)	8	24 (Travertine) 16 (Cemento)	12	12	N/A	
	Matte	Matte	Matte	Matte	Matte	Matte	
	Edge	Rectified	Rectified	Rectified	Rectified	Rectified	Rectified
Grout Joint Recommendation	1/8"	1/8"	3/16"	Check Website	Check Website	Check Website	
Testing	Abrasion Resistance C1027	Breaking Strength C648	Chemical Resistance C650	Water Absorption C373	DCOF ANSI A137.1	Scratch Hardness MOHS	Shade Variation Rating
Results*	IV	≥500 lbf	Resistant	≤0.50%	>0.60	7	V2 V1 (Ashmont & Caminar)

- Sustainability Attributes
  - Red List Free
  - Health Product Declaration (HPD) provided upon request
  - Product Packaging is 100% recyclable
- VOC Free
  - Recycled Content 0% Pre- and Post-Consumer


\*For more information visit [www.emser.com](http://www.emser.com). Always consult a professional for proper usage and installation.



Xtra™ replicates the look of concrete, wood, and stone in multiple colors. This unique collection is suitable for indoor and outdoor spaces.

**XTRA™**  
*Glazed Porcelain*





8431 Santa Monica Boulevard | Los Angeles, California 90069

Tel: 323. 650. 2000 | Fax: 323. 654. 3190 | [www.emser.com](http://www.emser.com)

Mood™ Ivory  
Modan™ White