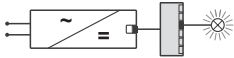


6-WAY DISTRIBUTORS

12
V

24
V

6-way, with integrated lead cable



Can also be connected to 6-way distributor

- > L x W x H: 70 x 30 x 14 mm (2 3/4" x 1 3/16" x 9/16")
- > Number of connections: 1 x input cable with male plug
6 x output ports
- > Material/Color: Plastic, black
- > Supplied with: 1 distributor

Voltage	Wattage capacity	Item No.
12 V	60 W	833.95.786
24 V	90 W	833.77.839

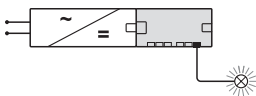
With bare wire cable for hardwired applications



- > Add to any hardwired dimmable driver to turn the low voltage output into modular connectors for lights
- > 18 AWG wires are marked with polarity
- > L x W x H: 70 x 30 x 14 mm (2 3/4" x 1 3/16" x 9/16")
- > Material/Color: Plastic, black
- > Supplied with: 1 distributor

Voltage	Wattage capacity	Item No.
12 V	60 W	833.95.870
24 V	90 W	833.95.880

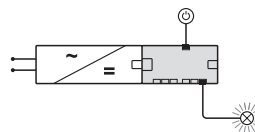
Box to box, without switching function



- > L x W x H: 120 x 50 x 16 mm (4 3/4" x 2" x 5/8")
- > Number of connections: 1 x input port with box to box plug
1 x output port with box to box socket
6 x output ports
- > Material/Color: Plastic, black
- > Supplied with: 1 distributor

Voltage	Wattage capacity	Item No.
12 V	60 W	833.95.747
24 V	90 W	833.77.832

Box to box, with switching function for 1 switch



1 switch controls all output ports

- > L x W x H: 120 x 50 x 16 mm (4 3/4" x 2" x 5/8")
- > Number of connections: 1 x input port with box to box plug
1 x output port with box to box socket
1 x input port switch socket
6 x output ports
- > Material/Color: Plastic, black
- > Supplied with: 1 distributor

Voltage	Wattage capacity	Item No.
12 V	60 W	833.95.748
24 V	90 W	833.77.833

Dimensional data not binding. Dimensions in mm, inches are approximate. We reserve the right to alter specifications without notice.