

# KALLISTA®

One™ by KALLISTA  
Deck-mount bath faucet, gooseneck spout/lever  
handles  
P25520-LV

## Features

- High-quality solid-brass construction for durability and reliability
- Spout reach is 7-3/4" (197 mm)
- Required rough-in sold separately
- Diverter, handshower, and handshower trim sold separately

## Adapters, Rough-in and Extension Kits

P19303-00 Range: 1/2" (13 mm) -  
2-1/8" (54 mm)

## Recommended Products/Accessories

P24843-00 Wand Dual-Function Handshower with Hose  
P21930-00 Contemporary Drain Trim Kit  
P34401-00 Towel Bar, 24"



**ADA**

**CSA B651**

**OBC**

## Codes/Standards

ASME A112.18.1/CSA B125.1

ADA

ICC/ANSI A117.1

CSA B651







OBC

## KALLISTA® Five-Year Limited Warranty

See website for detailed warranty  
information.

## Available Colors/Finishes

*Color tiles intended for reference only.*

Color	Code	Description
	CP	Polished Chrome
	BL	Matte Black
	BGP	Brushed Graphite
	PGP	Polished Graphite
	SN	Polished Nickel
	2MB	Brushed Moderne Brass

1-888-4-KALLISTA (1-888-452-5547)

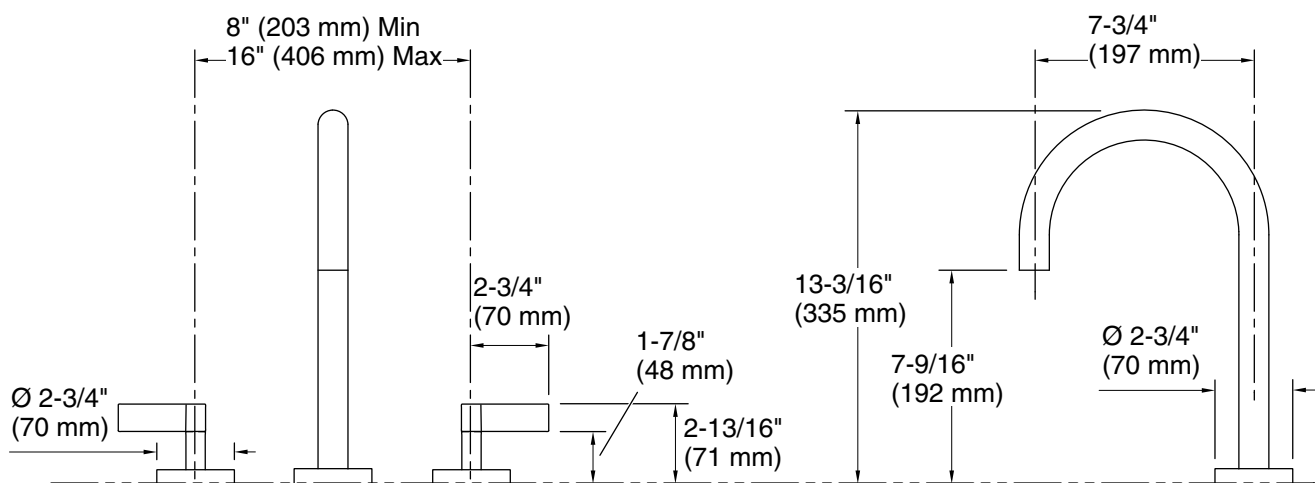
Kallista reserves the right to make revisions without notice to product specifications.

For the most current Specification Sheet, go to [www.kallista.com](http://www.kallista.com).

3-1-2026 21:12 - US/CA

# KALLISTA

One™ by KALLISTA  
Deck-mount bath faucet, gooseneck spout/lever  
handles  
P25520-LV



## Technical Information

All product dimensions are nominal.

Faucet flow rate: 8 gal/min (30.3 l/min)

## Spout:

Spout reach: 7-3/4" (197 mm)

## Notes

ADA, OBC, CSA B651 compliant when installed to the specific requirements of these regulations.