



Location:



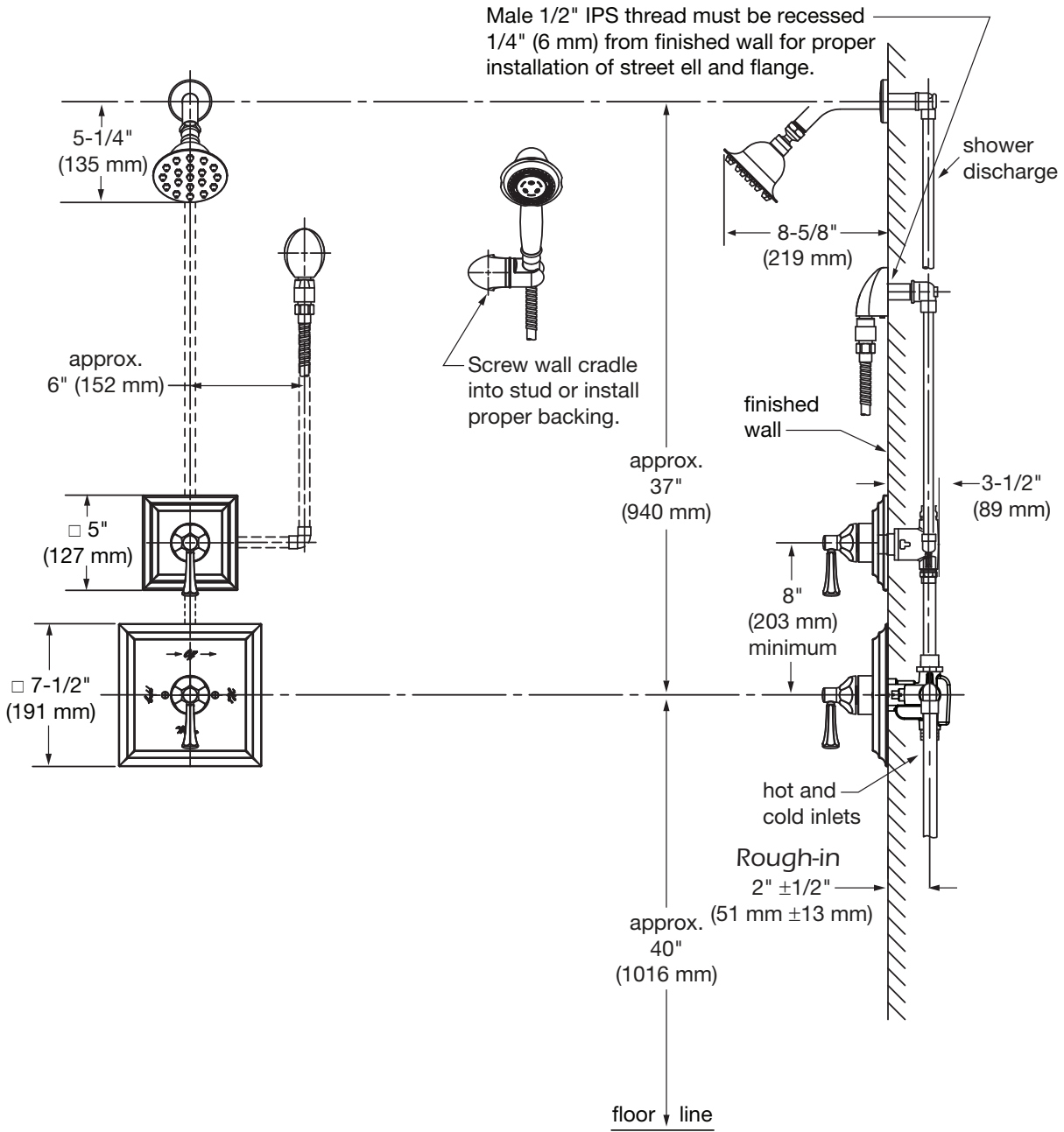
4505-TRM, 4505TRMTC
 Shower/Hand Shower Trim
Specification Submittal

<p>Model Numbers</p> <p><input type="checkbox"/> 4505-TRM Shower/Hand Shower Trim, Temptrol Pressure Balancing Shower Valve and Symmons Dual Outlet Diverter valve ordered separately</p> <p><input type="checkbox"/> 4505TRMTC Shower/Hand Shower Trim with TA-10 flow control spindle and T-12A cap assembly, must order Temptrol valve with Test Cap</p>	<p>Feature Highlights</p> <ul style="list-style-type: none"> • Canterbury Shower/Hand Shower Trim • Requires Temptrol® Pressure Balancing Shower Valve • Requires Symmons Dual Outlet Diverter Valve • Metal lever handles • Cradle for hand shower wand • Dual checks for backflow protection • 60" flexible metal hose • 3 mode hand shower wand • 1 mode showerhead • 2.0 gpm (7.6 L/min) flow restrictors • Tub spout not included • Components shall be metal and nonmetallic construction, plated in standard Polished Chrome finish • Available with TA-10 flow control spindle and T-12A cap assembly for Temptrol valve bodies installed with Test Cap (order p/n 4505TRMTC) • For optional in-line vacuum breaker order p/n EF-109
<p>Options/ Modifications</p> <p><input type="checkbox"/> 1.5 1.5 gpm (5.7 L/min) flow restrictor</p> <p><input type="checkbox"/> STN Satin Nickel finish</p> <p><input type="checkbox"/> L1 Less showerhead</p> <p><input type="checkbox"/> L3 Less showerhead & hand shower wand</p>	<p>Warranty</p> <p>Limited Lifetime - to the original end purchaser in consumer/residential installations.</p> <p>10 Years - for commercial/industrial installations. Refer to www.symmons.com/warranty for complete warranty information.</p> 
<p>Note: Append appropriate -suffix to model number.</p>	
<p>Compliance</p> <p>- ASME A112.18.1/CSA B125.1</p> 	

Architectural/ Engineering Specification

Symmons Canterbury Shower and Hand Shower Trim _____ Includes Canterbury Shower and Hand Shower Trim, Requires Temptrol® Pressure Balancing Shower Valve, Requires Symmons Dual Outlet Diverter Valve, Metal lever handles, Cradle for hand shower wand, Dual checks for backflow protection, 60" flexible metal hose, 3 mode hand shower wand, 1 mode showerhead, 2.0 gpm (7.6 L/min) flow restrictors, Tub spout not included, Components shall be metal and nonmetallic construction, plated in standard Polished Chrome finish, Available with TA-10 flow control spindle and T-12A cap assembly for Temptrol valve bodies installed with Test Cap (order p/n 4505TRMTC), For optional in-line vacuum breaker order p/n EF-109. 10 Year Commercial Warranty. ASME A112.18.1/CSA B125.1 compliant. Available options: "1.5 - 1.5 gpm (5.7 L/min) flow restrictor", "STN - Satin Nickel finish", "L1 - Less showerhead", "L3 - Less showerhead & hand shower wand".

Dimensions



Notes:

- 1) Valve body and piping not included and shown as reference only.
- 2) Plaster shield (p/n T-176) for dry wall, plaster or other type walls 1/2" or greater.
- 3) All dimensions measured from nominal rough-in.
- 4) Dimensions subject to change without notice.