

Location:



Wall Mounted Slide/Grab Bar & Hand Shower with non-positive shut-off, T-600B-V Series Specification Submittal



Feature Highlights

- ADA compliant wall mounted slide/grab bar with adjustable slide for hand shower cradle
- Hand shower wand #ADACHS-WHT (for T-600B-V series only), non-positive shut-off, single function, standard 5 foot flexible metal hose and in-line vacuum breaker
- Grab bar available in 24, 36 and 48 inch length made in brushed stainless steel
- Standard flow rate is 2.5 gpm (9.5 L/min)
Optional lower flow rate restrictor available
- 90 degree wall mounted water supply elbow in chrome

Model Numbers

- T-600B-24-V
24 inch slide/grab bar with hand shower
- T-600B-24-V-NE
24 inch slide/grab bar with hand shower, without wall mounted water supply elbow
- T-600B-36-V
36 inch slide/grab bar with hand shower
- T-600B-36-V-NE
36 inch slide/grab bar with hand shower, without wall mounted water supply elbow
- T-600B-48-V
48 inch slide/grab bar with hand shower
- T-600B-48-V-NE
48 inch slide/grab bar with hand shower, without wall mounted water supply elbow

Options / Modifications

Append appropriate -suffix to model number

- CG** -1.5 1.5 (5.7 L/min) flow rate restrictor
- 2.0 2.0 (7.6 L/min) flow rate restrictor
- 72 72 inch flexible metal hose in place of 60 inch length
- R 60 inch white vinyl hose in place of flexible metal hose
- R72 72 inch white vinyl hose in place of flexible metal hose
- QD Quick disconnect on water supply end of hand shower hose

Finish Options / Modifications

Append appropriate -suffix to model number

- Brushed stainless steel grab bar (standard)
- White hand shower wand (standard)
- Chrome wall elbow (standard)

Compliance

- ASME A112.18.1/CSA B125.1
- WaterSense 1.5 gpm and 2.0 gpm

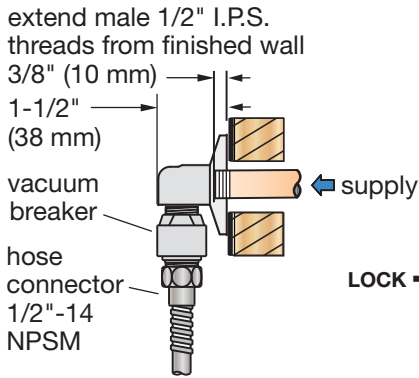






Warranty

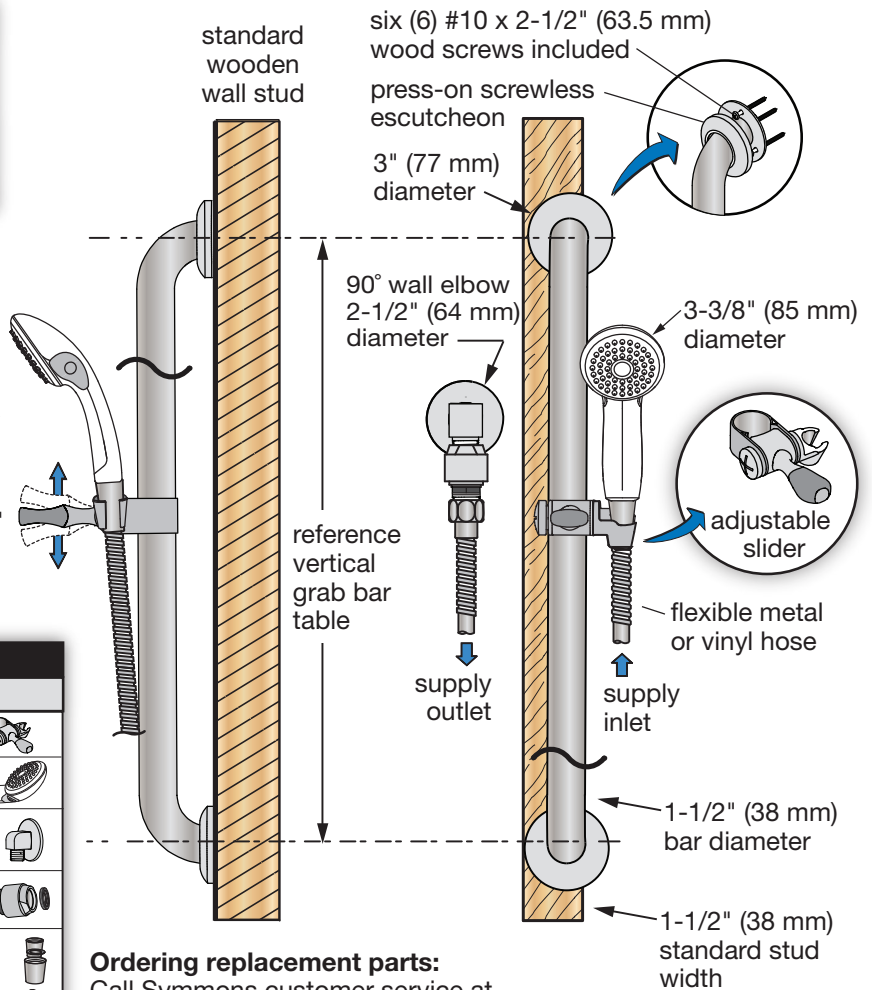
- Limited Lifetime - to the original end purchaser in consumer installations
- 5 years - for commercial installations

Dimensions Wall Mounted Slide/Grab Bar & Hand Shower, T-600B-V

Vertical Grab Bar	
Model	Length
T-600B-24-V	24" (610 mm)
T-600B-36-V	36" (914 mm)
T-600B-48-V	48" (1219 mm)



Replacement Parts	
Part Number	Item
FP-SM6	slider assembly 
ADACHS-WHT	wand 
FP-40	wall elbow & flange 
INLINE-VB	vacuum breaker 
SP-4	<u>Hand Shower Hose</u> ■ flexible metal (5') ■ flexible metal (6') ■ vinyl (5') ■ vinyl (6')
SP-4-6	
ST-12RV	
ST-12RV6	



Ordering replacement parts:
 Call Symmons customer service at (800) 796-6667, (781) 848-2250
 M-F 7:30 am - 7:00 pm EST or check our website at symmons.com
 for a list of Symmons distributors.

Note: Dimensions subject to change without notice