

Project		Catalog #		Type	
Prepared by		Notes		Date	



Metalux

VHB

LED High Bay Luminaire

Typical Applications

Industrial • Commercial Manufacturing • Gymnasium

Interactive Menu

- Order Information [page 2](#)
- Photometric Data [page 3](#)
- Control Systems [page 5](#)
- Integrated Sensors [page 6](#)
- Product Warranty

Top Product Features

- Compact, lightweight design for ease of installation
- High Impact Polycarbonate optical lens
- 8 lumen packages available (9K, 12K, 15K, 18K, 24K, 30K, 36K and 48K)
- High-Performance efficacy up to 164 lm/W
- Occupancy and daylight sensor for added savings
- Options to meet Buy American and other domestic preference requirements

Product Certification

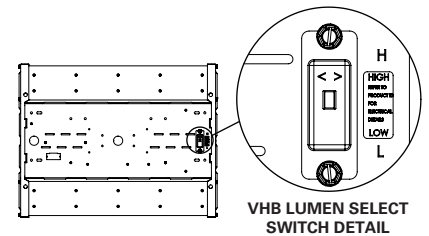
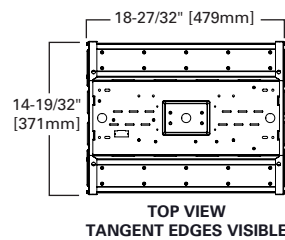
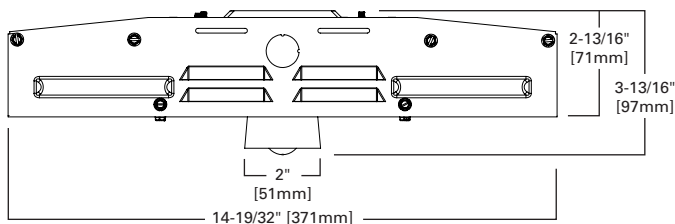


Product Features

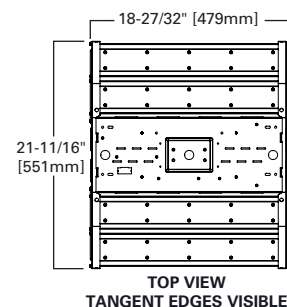
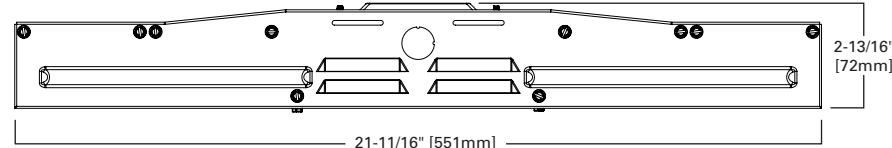


Dimensional and Mounting Details

VHB-9, 12, 15, 18, 24, 1215, 1824



VHB-30, 36, 48



Order Information

SAMPLE ORDER NUMBER: **VHB-12-HA-W-UNV-L840-CD-U** Includes V Hangers for rapid installation

Domestic Preferences	Series	LED Lumen Output	Ambient	Distribution	Shielding	Voltage	CRI/CCT
Domestic Preferences ⁽¹⁾	Series ⁽²⁾	LED Lumen Output	Ambient	Distribution	Shielding	Voltage ⁽⁵⁾	CRI/CCT
[Blank] =Standard BAA =Buy American Act TAA =Trade Agreements Act	VHB =LED High Bay	9=9,000 Lumens 12=12,000 Lumens 15=15,000 Lumens 18=18,000 Lumens 24=24,000 Lumens 1215=Lumen Select 12000,15000 ⁽³⁾ 1824=Lumen select 18,000, 24000 ⁽³⁾ 30=30,000 Lumens 36=36,000 Lumens 48=48,000 Lumens ⁽²¹⁾	[Blank] =Standard 45°C HA =High Ambient (see table on page 5 for ratings) ^{(4), (22)}	N =Narrow (Aisle) W =Wide (General)	[Blank] =High Impact Polycarbonate Lens	UNV =Universal Voltage 120-277 UNC =Universal Voltage 347/480 ⁽⁶⁾	L735 =70 CRI, 3500K L740 =70 CRI, 4000K L750 =70 CRI, 5000K L835 =80 CRI, 3500K L840 =80 CRI, 4000K L850 =80 CRI, 5000K L935 =90 CRI, 3500K L940 =90 CRI, 4000K L950 =90 CRI, 5000K
Notes (1) Only product configurations with these designated prefixes are built to be compliant with the Buy American Act of 1933 (BAA) or Trade Agreements Act of 1979 (TAA), respectively. Please refer to DOMESTIC PREFERENCES website for more information. Components shipped separately may be separately analyzed under domestic preference requirements.	Notes (2) DesignLights Consortium® Qualified and classified for both DLC Standard and DLC Premium, refer to www.designlights.org for details.	Notes (3) 18% lower lumen output when connected to wall controller for dimming. (21) Not available at 347V.	Notes (4) Emergency Battery Pack available up to 50° C Ambient only. (22) HA not available with 48K lumen fixture.			Notes (5) Voltage must be specified when ordering accessory cord and plug. (6) Y-toggle mounting is required when combining UNC, 347V, 480V with a sensor.	

Options	Driver Type	Wiring	Options	Motion Sensors	Packaging
Options	Driver Type	Wiring	Options	Motions Sensors	Packaging
Emergency EL20W-REM =20-watt, 120V-277V emergency battery pack remote mounted ^{(7), (22)}	CD =0-10V Dimming Driver 5LTD =Fifth Light DALI (not available in 24,000 lumens or lumen select)	C3 (1) =1 Circuit, 3' Cord with no Plug C3 (2) =2 Circuits, 3' Cord with no Plug C6 (1) =1 Circuit, 6' Cord with no Plug C6 (2) =2 Circuits, 6' Cord with no Plug C10 (1) =1 Circuit, 10' Cord with no Plug C10 (2) =2 Circuits, 10' Cord with no Plug PC3/120 =(NEMA L5-15P) 3' Cord with NEMA Plug PC3/277 =(NEMA L7-15P) 3' Cord with NEMA Plug PC3/347 =(NEMA L24-20P) 3' Cord with NEMA Plug PC3/480 =(NEMA L8-20P) 3' Cord with NEMA Plug PC6/120 =(NEMA L5-15P) 6' Cord with NEMA Plug PC6/277 =(NEMA L7-15P) 6' Cord with NEMA Plug PC6/347 =(NEMA L24-20P) 6' Cord with NEMA Plug PC6/480 =(NEMA L8-20P) 6' Cord with NEMA Plug	MP =Modular Power Receptacle ⁽⁸⁾ PAF =Painted After Fabrication GRY =Gray BLK =Gloss Black MBK =Matte Black	MS =360° or 180° Motion Sensor Installed, (specify voltage) ^{(9), (10), (26)} SVPD3 =Integrated occupancy and daylight dimming sensor, 1200 sq. ft. coverage ^{(9), (10), (11), (23)} LWR =Enlighted Wireless Sensor system ^{(9), (10), (23)} ZW-SWPD3 =Integrated Wavelinx Wireless Sensor, 1200 sq. ft. coverage ⁽²³⁾ WLS4 =WaveLinX Lite Wireless Integrated Sensor, 15'-40' Mounting Height ^{(20), (23)} FSP-211/L7 =PIR Occupancy Sensor with integral 0-10V Dimming ^{(9), (24)} FSP-321/L7 =PIR Occupancy Sensor with integral 0-10V Dimming ^{(9), (25)} ZLD1Z =Leviton 120-277V PIR Occupancy Sensor with integral 0-10V Dimming ^{(24), (27)} ZLDUZ =Leviton 347-480V PIR Occupancy Sensor with integral 0-10V Dimming ^{(25), (27)}	U =Unit Pack PALC =Job Pack, in carton
Notes (7) EL20EM-REM requires remote mount only. (22) EL20W-REM not available with 48K lumen with UNC, 347V, or 480V.			Notes (8) Requires use of MC or MPC cord accessories.	Notes (9) When ordering sensor, specify as UNV (for 120 or 277V), or 347V, or 480V. (10) Y-toggle mounting is required when installing the VHB 24K lumen combined with UNC, 347V, 480V, and a motion sensor. (11) SVPD3 sensor rated for -25°C to 55°C ambient. (20) WaveLinX Lite devices are not currently compatible with the WaveLinX Pro Wireless Area Controller. (23) Sensor not available with 48K lumen package at UNC, 347V, or 480V. (24) Available for UNV (120V or 277V) only. (25) Available for UNC (347V or 480V) only. (26) Sensor available UNV and 347V only for 48K lumen package. (27) Configuration of basic and advanced features using the Leviton Smart Sensor App on any Bluetooth-enabled Android or iOS device.	

Accessories

Accessories (order separately) ⁽¹⁹⁾
VHB-SPM =Single Point Mount Adapter Kit ^{(12), (13), (15), (21)} LOOP-10 =Ten Foot Loop Hanger, #2 Cable ⁽¹⁶⁾ LOOP-30 =Thirty Foot Loop Hanger, #2 Cable ⁽¹⁶⁾ FL-1 =Fixture Loop ⁽¹⁷⁾ SHK =Fixture Hook ⁽¹⁷⁾ Y-TOGGLE-__-2PK =(2) Y-Toggle Cable Kits (Specify 10 or 30 for length in feet) ⁽¹⁸⁾ HBAYC-CHAIN/SET/U =(2) V-Hook Hangers, 36" Chain Sets w/S-Hooks VHB-WG-W =Field Installable, Wireguard for VHB 30K-48K Lumens ⁽¹⁴⁾ VHB-WG =Field Installable, Wireguard for VHB ⁽¹⁴⁾ MPC3 =3' Modular Power Cord & Plug (Specify Voltage) MC6 =6' Modular Power Cord MPC6 =6' Modular Power Cord & Plug (Specify Voltage) ISHH-01 =Programming Remote for Integrated Sensor ISHH-02 =Personal Control Remote for Integrated Sensor SWPD3 =WaveLinX Sensor (for field installation into WaveLinX enabled fixture)
Notes (12) Fixture cannot be surfaced mounted and must be a minimum of 18 inches below ceiling surface. (13) Single point mounting requires counterbalance weight which is included in the VHB-SPM kit. (14) Wireguard option is field installable only. (15) Rigid mount not for use in gymnasiums. (16) The accessory Loop Hanger shall be utilized only as a secondary safety and not the primary means of mounting. (17) Must be used in conjunction with VHB-SPM accessory for proper attachment to fixture. (18) Y-toggle mounting is required when installing the VHB when combining a sensor with UNC, 347V, or 480V. (19) Accessories sold separately will be separately analyzed under domestic preference requirements. Consult factory for further information. (21) Can not use mount on 30K, 36K, and 48K lumen fixtures.

Product Specifications

Construction

- Durable CRS and extruded aluminum housing provides added protection for LED components and optimal performance
- Compact 15in x 18in low-profile design for a less obtrusive installation

Electrical

- Long-life LED system coupled with electrical driver to deliver optimal performance
- LED's available in 3500K, 4000K and 5000K with a CRI \geq 80
- cULus listed
- Electronic drivers are available for 120-277V, 347V and 480V applications
- Standard 0-10V dimming
- Or, specify the Digital Addressable Lighting Interface (DALI) drivers for use with Fifth Light controls

Finish

- White enamel finish preceded by a multistage cleaning cycle, iron phosphate coating with rust inhibitor to protect against contaminants and oxidation

Optics

- Precision designed, high-impact polycarbonate optics deliver even illumination
- Narrow and wide distribution ensures superior performance to key areas within an application

Options

- Integral Occupancy Sensor available and provides 1200 sq. ft. of coverage in a maximum mounting height of 30'

Mounting

- The VHB LED series is ideally suited for suspension mounting with standard V Hangers (included) and optional chain set, or cable mounting
- Single-point mounting is also available with SPM adapter kit

Compliance

- Luminaires are cULus listed for damp locations -40°C to 55°C ambient environments with 0-10V drivers (see chart)
- IESNA LM-79 and LM-80 standards
- DesignLights Consortium® Qualified and classified for DLC Standard and DLC Premium (refer to www.designlights.org)

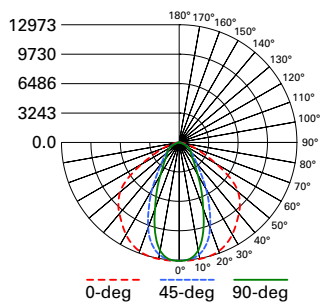
Warranty

- Five-year warranty

WaveLinx Lite devices are not currently compatible with the WaveLinx Pro Wireless Area Controller

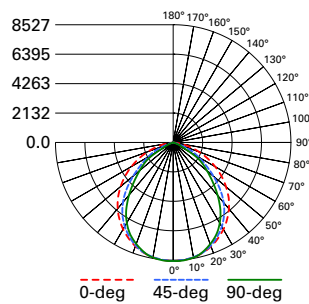
Photometric Data

[View IES files](#)



VHB-18-N-UNV-L840-CD-U

Electronic Driver
 Linear LED 4000K
 Spacing criterion: (H) 1.29 x mounting height, (L) 0.77 x mounting height
 Lumens: 18047
 Input Watts: 125W
 Efficacy: 144.4 LPW
 Test Report: VHB-18-N-UNV-L840-CD-U.IES



VHB-18-W-UNV-L850-CD-U

Electronic Driver
 Linear LED 5000K
 Spacing criterion: (H) 1.26 x mounting height, (L) 1.19 x mounting height
 Lumens: 18857
 Input Watts: 125W
 Efficacy: 151 LPW
 Test Report: VHB-18-W-UNV-L850-CD-U.IES

Energy and Performance Data by Catalog Number

Catalog Number	Description	Delivered Lumens		Watts		Efficacy (lm/W)	
Narrow							
VHB-9-N-UNV-L835-CD-U	Value High Bay, 9K Lumen, Narrow Dist, 120-277V, 3500K, Dim	8849		56		158	
VHB-9-N-UNV-L840-CD-U	Value High Bay, 9K Lumen, Narrow Dist, 120-277V, 4000K, Dim	8952		56		160	
VHB-9-N-UNV-L850-CD-U	Value High Bay, 9K Lumen, Narrow Dist, 120-277V, 5000K, Dim	9171		56		164	
VHB-12-N-UNV-L835-CD-U	Value High Bay, 12K Lumen, Narrow Dist, 120-277V, 3500K, Dim	11899		80		149	
VHB-12-N-UNV-L840-CD-U	Value High Bay, 12K Lumen, Narrow Dist, 120-277V, 4000K, Dim	12039		80		151	
VHB-12-N-UNV-L850-CD-U	Value High Bay, 12K Lumen, Narrow Dist, 120-277V, 5000K, Dim	12333		80		154	
VHB-15-N-UNV-L835-CD-U	Value High Bay, 15K Lumen, Narrow Dist, 120-277V, 3500K, Dim	15063		104		145	
VHB-15-N-UNV-L840-CD-U	Value High Bay, 15K Lumen, Narrow Dist, 120-277V, 4000K, Dim	15239		104		147	
VHB-15-N-UNV-L850-CD-U	Value High Bay, 15K Lumen, Narrow Dist, 120-277V, 5000K, Dim	15612		104		150	
VHB-18-N-UNV-L835-CD-U	Value High Bay, 18K Lumen, Narrow Dist, 120-277V, 3500K, Dim	17839		125		143	
VHB-18-N-UNV-L840-CD-U	Value High Bay, 18K Lumen, Narrow Dist, 120-277V, 4000K, Dim	18047		125		144	
VHB-18-N-UNV-L850-CD-U	Value High Bay, 18K Lumen, Narrow Dist, 120-277V, 5000K, Dim	18489		125		148	
VHB-24-N-UNV-L835-CD-U	Value High Bay, 24K Lumen, Narrow Dist, 120-277V, 3500K, Dim	23986		165		145	
VHB-24-N-UNV-L840-CD-U	Value High Bay, 24K Lumen, Narrow Dist, 120-277V, 4000K, Dim	24266		165		147	
VHB-24-N-UNV-L850-CD-U	Value High Bay, 24K Lumen, Narrow Dist, 120-277V, 5000K, Dim	24860		168		151	
VHB-30-N-UNV-L835-CD-U	Value High Bay, 30K Lumen, Narrow Dist, 120-277V, 3500K, Dim	29383		204		144	
VHB-30-N-UNV-L840-CD-U	Value High Bay, 30K Lumen, Narrow Dist, 120-277V, 4000K, Dim	29727		204		146	
VHB-30-N-UNV-L850-CD-U	Value High Bay, 30K Lumen, Narrow Dist, 120-277V, 5000K, Dim	30455		204		149	
VHB-36-N-UNV-L835-CD-U	Value High Bay, 36K Lumen, Narrow Dist, 120-277V, 3500K, Dim	35084		246		143	
VHB-36-N-UNV-L840-CD-U	Value High Bay, 36K Lumen, Narrow Dist, 120-277V, 4000K, Dim	35494		246		144	
VHB-36-N-UNV-L850-CD-U	Value High Bay, 36K Lumen, Narrow Dist, 120-277V, 5000K, Dim	36363		246		148	
VHB-48-N-UNV-L835-CD-U	Value High Bay, 48K Lumen, Narrow Dist, 120-277V, 3500K, Dim	46386		324		143	
VHB-48-N-UNV-L840-CD-U	Value High Bay, 48K Lumen, Narrow Dist, 120-277V, 4000K, Dim	46928		324		145	
VHB-48-N-UNV-L850-CD-U	Value High Bay, 48K Lumen, Narrow Dist, 120-277V, 5000K, Dim	48078		324		148	
Narrow, Lumen Select		Level 1 Lumen	Level 2 Lumen	Level 1 Watt	Level 2 Watt	Level 1 Efficacy	Level 2 Efficacy
VHB-1215-N-UNV-L835-CD-U	Value High Bay, 12K/15K Lumen Select, Narrow Dist, 120-277V, 3500K, Dim	11899	15063	80	104	149	145
VHB-1215-N-UNV-L840-CD-U	Value High Bay, 12K/15K Lumen Select, Narrow Dist, 120-277V, 4000K, Dim	12039	15239	80	104	151	147
VHB-1215-N-UNV-L850-CD-U	Value High Bay, 12K/15K Lumen Select, Narrow Dist, 120-277V, 5000K, Dim	12333	15612	80	104	154	150
VHB-1824-N-UNV-L835-CD-U	Value High Bay, 18K/24K Lumen Select, Narrow Dist, 120-277V, 3500K, Dim	17839	23986	125	165	143	145
VHB-1824-N-UNV-L840-CD-U	Value High Bay, 18K/24K Lumen Select, Narrow Dist, 120-277V, 4000K, Dim	18047	24266	125	165	144	147
VHB-1824-N-UNV-L850-CD-U	Value High Bay, 18K/24K Lumen Select, Narrow Dist, 120-277V, 5000K, Dim	18489	24860	125	165	148	151

Energy and Performance Data by Catalog Number

Catalog Number	Description	Delivered Lumens		Watts		Efficacy (lm/W)	
Wide							
VHB-9-W-UNV-L835-CD-U	Value High Bay, 9K Lumen, Wide Dist, 120-277V, 3500K, Dim	9025		56		161	
VHB-9-W-UNV-L840-CD-U	Value High Bay, 9K Lumen, Wide Dist, 120-277V, 4000K, Dim	9130		56		163	
VHB-9-W-UNV-L850-CD-U	Value High Bay, 9K Lumen, Wide Dist, 120-277V, 5000K, Dim	9354		56		167	
VHB-12-W-UNV-L835-CD-U	Value High Bay, 12K Lumen, Wide Dist, 120-277V, 3500K, Dim	12136		80		152	
VHB-12-W-UNV-L840-CD-U	Value High Bay, 12K Lumen, Wide Dist, 120-277V, 4000K, Dim	12278		80		154	
VHB-12-W-UNV-L850-CD-U	Value High Bay, 12K Lumen, Wide Dist, 120-277V, 5000K, Dim	12579		80		157	
VHB-15-W-UNV-L835-CD-U	Value High Bay, 15K Lumen, Wide Dist, 120-277V, 3500K, Dim	15363		104		148	
VHB-15-W-UNV-L840-CD-U	Value High Bay, 15K Lumen, Wide Dist, 120-277V, 4000K, Dim	15542		104		149	
VHB-15-W-UNV-L850-CD-U	Value High Bay, 15K Lumen, Wide Dist, 120-277V, 5000K, Dim	15923		104		153	
VHB-18-W-UNV-L835-CD-U	Value High Bay, 18K Lumen, Wide Dist, 120-277V, 3500K, Dim	18194		125		146	
VHB-18-W-UNV-L840-CD-U	Value High Bay, 18K Lumen, Wide Dist, 120-277V, 4000K, Dim	18406		125		147	
VHB-18-W-UNV-L850-CD-U	Value High Bay, 18K Lumen, Wide Dist, 120-277V, 5000K, Dim	18857		125		151	
VHB-24-W-UNV-L835-CD-U	Value High Bay, 24K Lumen, Wide Dist, 120-277V, 3500K, Dim	24463		165		148	
VHB-24-W-UNV-L840-CD-U	Value High Bay, 24K Lumen, Wide Dist, 120-277V, 4000K, Dim	24749		165		150	
VHB-24-W-UNV-L850-CD-U	Value High Bay, 24K Lumen, Wide Dist, 120-277V, 5000K, Dim	25355		165		154	
VHB-30-W-UNV-L835-CD-U	Value High Bay, 30K Lumen, Wide Dist, 120-277V, 3500K, Dim	29968		204		147	
VHB-30-W-UNV-L840-CD-U	Value High Bay, 30K Lumen, Wide Dist, 120-277V, 4000K, Dim	30319		204		149	
VHB-30-W-UNV-L850-CD-U	Value High Bay, 30K Lumen, Wide Dist, 120-277V, 5000K, Dim	31061		204		152	
VHB-36-W-UNV-L835-CD-U	Value High Bay, 36K Lumen, Wide Dist, 120-277V, 3500K, Dim	35782		246		146	
VHB-36-W-UNV-L840-CD-U	Value High Bay, 36K Lumen, Wide Dist, 120-277V, 4000K, Dim	36201		246		147	
VHB-36-W-UNV-L850-CD-U	Value High Bay, 36K Lumen, Wide Dist, 120-277V, 5000K, Dim	37086		246		151	
VHB-48-W-UNV-L835-CD-U	Value High Bay, 48K Lumen, Wide Dist, 120-277V, 3500K, Dim	47309		324		146	
VHB-48-W-UNV-L840-CD-U	Value High Bay, 48K Lumen, Wide Dist, 120-277V, 4000K, Dim	47862		324		148	
VHB-48-W-UNV-L850-CD-U	Value High Bay, 48K Lumen, Wide Dist, 120-277V, 5000K, Dim	49033		324		151	
Wide, Lumen Select		Level 1 Lumen	Level 2 Lumen	Level 1 Watt	Level 2 Watt	Level 1 Efficacy	Level 2 Efficacy
VHB-1215-W-UNV-L835-CD-U	Value High Bay, 12K/15K Lumen Select, Wide Dist, 120-277V, 3500K, Dim	12136	15363	80	104	152	148
VHB-1215-W-UNV-L840-CD-U	Value High Bay, 12K/15K Lumen Select, Wide Dist, 120-277V, 4000K, Dim	12278	15542	80	104	154	149
VHB-1215-W-UNV-L850-CD-U	Value High Bay, 12K/15K Lumen Select, Wide Dist, 120-277V, 5000K, Dim	12579	15923	80	104	157	153
VHB-1824-W-UNV-L835-CD-U	Value High Bay, 18K/24K Lumen Select, Wide Dist, 120-277V, 3500K, Dim	18194	24463	125	165	146	148
VHB-1824-W-UNV-L840-CD-U	Value High Bay, 18K/24K Lumen Select, Wide Dist, 120-277V, 4000K, Dim	18406	24749	125	165	147	150
VHB-1824-W-UNV-L850-CD-U	Value High Bay, 18K/24K Lumen Select, Wide Dist, 120-277V, 5000K, Dim	18857	25355	125	165	151	154

Energy and Performance Data

Lumen Maintenance

Ambient Temperature	TM-21 Lumen Maintenance (60,000 hours)	Theoretical L70 (Hours)
50°C	> 87%	> 159,000

Shipping Data


Catalog No.	Wt.
VHB-9	13 lbs.
VHB-12	13 lbs.
VHB-15	13 lbs.
VHB-18	13 lbs.
VHB-24	13 lbs.
VHB-1215	13 lbs.
VHB-1824	13 lbs.
VHB-30	18 lbs.
VHB-36	18 lbs.
VHB-48	18 lbs.

Ambient Ratings

Lumen Package	Ambient Rating	High Ambient Rating	EM Battery (Remote)
VHB-9	45°C	55°C	50°C
VHB-12	45°C	55°C	50°C
VHB-15	45°C	55°C	50°C
VHB-18	45°C	55°C	50°C
VHB-24	45°C	55°C	50°C
VHB-1215	45°C	55°C	50°C
VHB-1824	45°C	55°C	50°C
VHB-30	45°C	50°C	50°C
VHB-36	45°C	50°C	50°C
VHB-48	45°C	-	50°C

Modular F-Bay Power Supply Option

Cooper Lighting's F-Bay Modular Power Supply option is available for use with all F-Bay products. The modular power supply allows external fixture access for safe and easy servicing. There is no need to remove lamps or reflectors to disconnect fixture power with F-Bay Modular Power Supply. Access to the individual fixture's power supply allows servicing without turning off all the fixtures, disrupting occupants. F-Bay Modular Power Supply is a time saver in installation – **simply plug & power.**



1. Modular Power Supply Receptacle supplied mounted into fixture Access Plate
2. Modular Power Cord & Plugs in 120, 277, 347, & 480V configurations for easy plug & power into existing supply

No internal fixture access required for installation or disconnecting power

Code Compliance

- UL/cUL Certified for Make/Break under load (UL2549)
- Meets NEC requirements for ballast disconnect (NEC 410.73G)
- Allows for addition of Occupancy Sensor without hard connections
- Receptacles complete with insulating/dust cap

Control Systems

- WaveLinx Wireless
- WaveLinx Wired
- WaveLinx Lite
- DLVP
- iLumin Plus



Connected Systems
[CLICK HERE](#)