



ADEX
since 1897

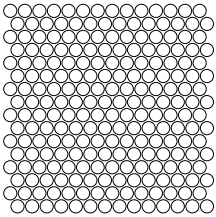


MOSAIC COLLECTION




PENNY ROUNDS 3/4" | Mesh Mounted 12.38"x11.50"


GLOSSY FINISH




ADPZ 700
 Penny Rounds White




ADPB 700
 Penny Rounds Light Blue




ADPD 700
 Penny Rounds Denim




ADPTE 700
 Penny Rounds Teal




ADPSA 700
 Penny Rounds Sage




ADPSS 700
 Penny Rounds Light Sandstone




ADPG 700
 Penny Rounds Light Gray



ADPT 700
 Penny Rounds Taupe

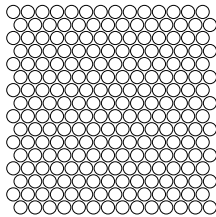


ADPS 700
 Penny Rounds Light Smoke




ADPK 700
 Penny Rounds Black

MATTE FINISH



ADPZM 700
 Penny Rounds Matte White



ADPKM 700
 Penny Rounds Matte Black

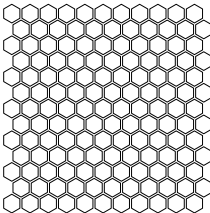


ADPB Light Blue




HEXAGONS 1" | Mesh Mounted 11.97"x11.69"

GLOSSY FINISH




ADMZ 600
Hexagons White




ADMB 600
Hexagons Light Blue




ADMD 600
Hexagons Denim




ADMTE 600
Hexagons Teal




ADMSA 600
Hexagons Sage




ADMG 600
Hexagons Light Gray



ADMT 600
Hexagons Taupe

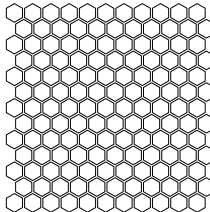


ADMS 600
Hexagons Light Smoke




ADMK 600
Hexagons Black

MATTE FINISH



ADMZM 600
Hexagons Matte White



ADMKM 600
Hexagons Matte Black



TECHNICAL GUIDE

FIELD TILES		
SIZE	SIZE SPECIFICATIONS	THICKNESS*
MESH MOUNTED		
Penny Rounds 3/4" 12.38" x 11.50"	12.362"x11.496" (314mm x 292mm)	0.157" (4mm)
Hexagons 1" 11.97" x 11.69"	11.967"x11.693" (303.97mm x 297mm)	0.236" (6mm)
APPLICATIONS		
	SUITABLE RESIDENTIAL	SUITABLE COMMERCIAL
Bathroom Walls	YES	YES
Shower Walls	YES	YES
Kitchen Walls	YES	YES
Countertops	NO	NO
Fireplace Surrounds	YES	YES
Outdoor Cooking / Bar Spaces**	YES	YES
Pool Waterlines / Water Fountains**	YES	YES
Floors***	YES	NO
PERFORMANCE CHARACTERISTICS		
	TEST METHOD ASTM / ISO	RESULT
Water Absorption	C-373 / 10545-3	Pass
Breaking Strength	C-648 / 10545-4	N/A
Stain Resistance	C-1378 / 10545-14	Resistant
Chemical Resistance	C-650 / 10545-13	Resistant
Facial Dimensions	C-499 / 10545-2	Avg. 18.741mm
Range of Thickness	C-499 / 10545-2	Avg. 4.924mm
Warpage	C-485 / 10545-2	0

INSTALLATION	
GROUT JOINT RECOMMENDATION	SHADE VARIATION
5/64"	V2 - Slight Variation

CLEANING RECOMMENDATIONS
Routine with a non-abrasive/non-acidic, mild and PH neutral cleaner

CHARACTERISTICS	
Glaze	Solid with subtle movement
Surface Sheen	Glossy and Satin
Texture	Slightly Undulated

*Thickness is understood as the highest point of the tile.

**Not recommended for freeze-thaw environments.

*** Only Matte Colors (White and Black) and for residential use.

Due to the nature of our tile, a certain amount of variation in color, shading, surface and texture are to be expected.



CONTACT US

**Corporate Headquarters
South East Distribution Center**

9450 N.W.12th St.
Miami, FL. 33172
Office: 305-513-4633
Fax: 305-513-4634
customerservice@adexusa.com

West Coast Distribution Center

1745 N. St. Thomas Cir.
Orange, CA 92865
Office: 714-773-0197
Fax: 714-773-9352
customerservicewest@adexusa.com

North East Distribution Center

1000 Wall St. W.
Lyndhurst, NJ. 07071
Office: 201-355-8772
Fax: 201-636-2802
customerservicene@adexusa.com

www.adexusa.com