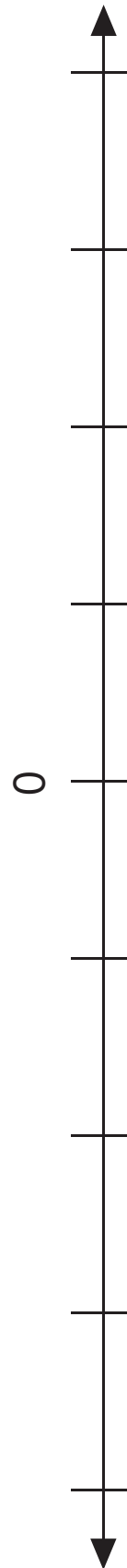
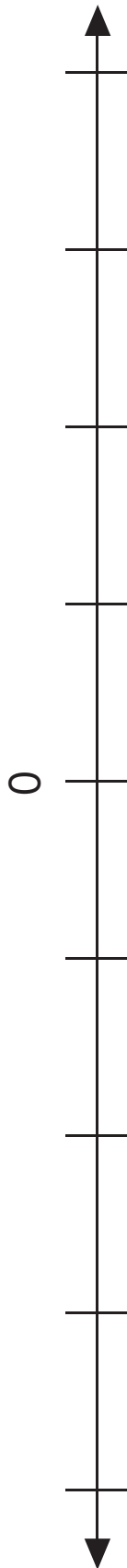
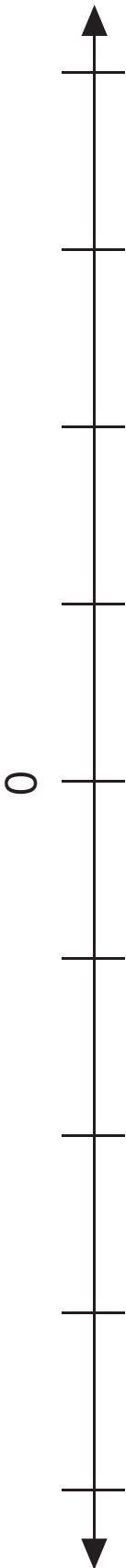



Name _____

--	--	--	--	--	--

Name _____



Name _____



Name _____

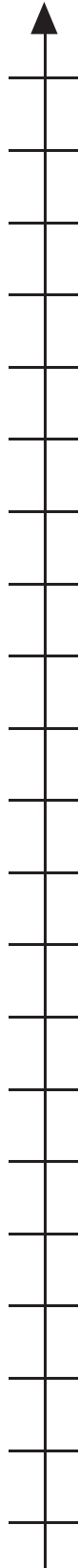
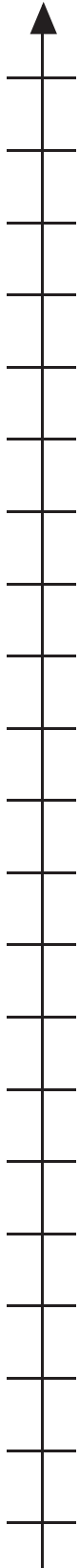


BLM

4

Double Fraction Tower® Number Lines

Name _____



Name _____

BLM

6

Algeblocks® Basic Mat

The image shows a large rectangular mat divided into two horizontal sections. The top section is white and contains a large plus sign (+) in the upper right corner. The bottom section is shaded gray and contains a large minus sign (-) in the lower right corner.

Name _____

$+$	$+$	
$+$		
		$+$

Name _____


x	y

x	y


x	y

x	y


Name _____




Name _____



Name _____



Name _____



Name _____

