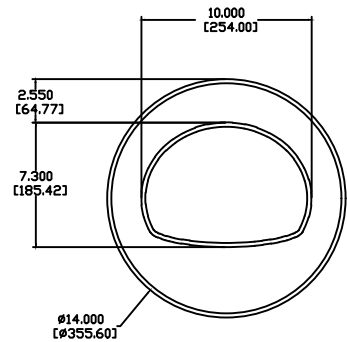
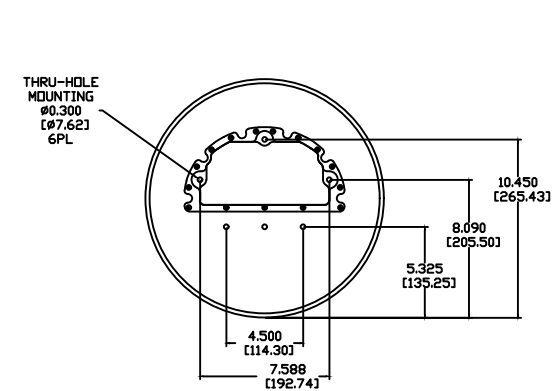
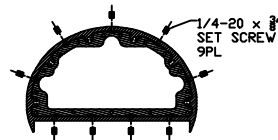


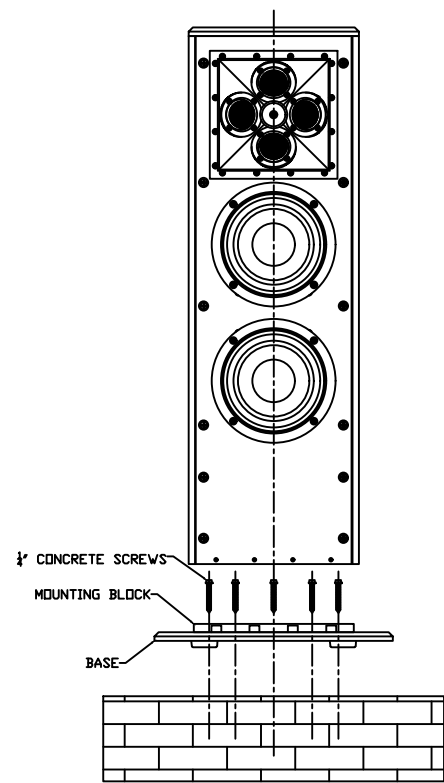
REVISIONS				
ECN	REV.	DESCRIPTION	DATE	APPROVED
	A	RELEASE FOR PRODUCTION	08-06-20	
21034	B	REVISE BASE, END CAP, AND GRILLE DESIGN REVISE WITH END CAP GASKET AND NET.0T84	06-16-21	
24012	C	REDUCE GRILLE HEIGHT BY 0.030"	11-21-24	



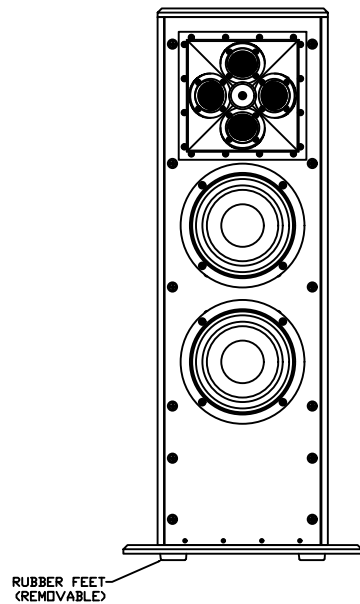
BASE MOUNTING INSTRUCTIONS



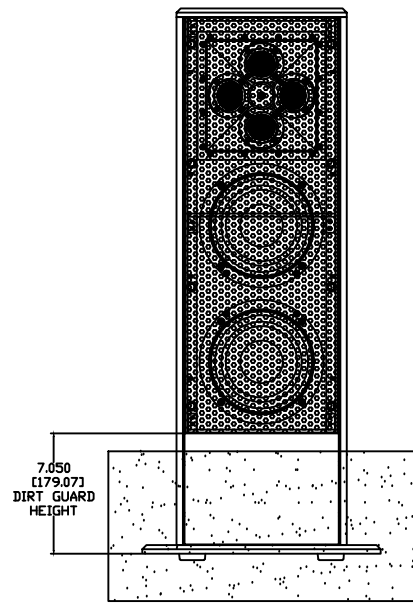
- 1) SLIDE CABINET OVER MOUNTING BLOCK OF BASE
- 2) LOOSELY TIGHTEN SET SCREWS WHILE MAKING SURE TO KEEP THE CABINET CENTERED ON THE BASE
- 3) TIGHTEN SCREWS IN A CRISS-CROSS PATTERN



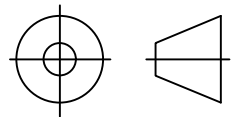
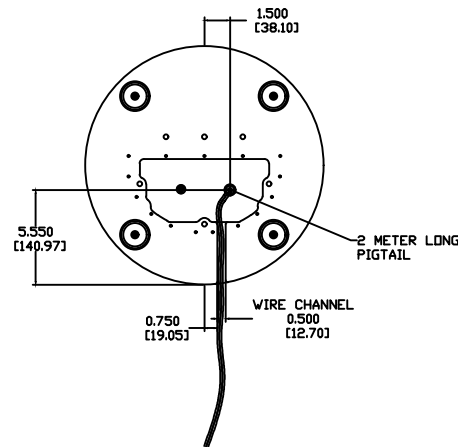
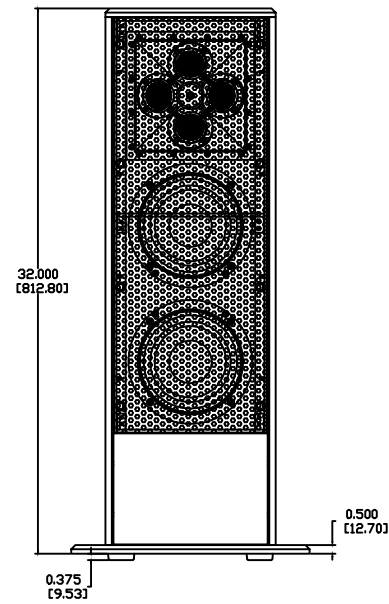
HARDSCAPE MOUNTING



FREESTANDING HARDSCAPE



BURIED DIRTScape



"THIRD ANGLE" PROJECTION

NOTES:

- 1: MATERIAL - BOLLARD EXTRUSION (200227-S3A)
UNLESS OTHERWISE SPECIFIED
- 2: FINISH:
HOUSING, TOP CAP, BASE, GRILLE, DIRT GUARD - TBD
DRIVER RECESS, END CAP, MOUNTING BLOCK, GRILLE FRAME,
DIRT GUARD FRAME, GRILLE FRAME BRACKET - STUDIO BLACK POWDER COAT
UNLESS OTHERWISE SPECIFIED
- 3: MARINE GRADE

PROPRIETARY INFORMATION
THE DESIGNS, INFORMATION, AND DATA CONTAINED HEREIN ARE PROPRIETARY AND ARE SUBMITTED IN CONFIDENCE, AND SHALL NOT BE DISCLOSED, USED OR DUPLICATED IN WHOLE OR IN PART, FOR ANY PURPOSES WHATSOEVER, WITHOUT THE PRIOR WRITTEN PERMISSION OF JAMES LOUDSPEAKER LLC, 2185 PARK PL, MINDEN, NV 89423. THIS LEGEND SHALL BE MARKED ON ANY REPRODUCTIONS HEREOF IN WHOLE OR IN PART. RECEIPT OF THIS DOCUMENT SHALL BE DEEMED TO BE AN ACCEPTANCE OF THE CONDITIONS SPECIFIED HEREIN.

JAMES LOUDSPEAKER

OT66Q

EXTERNAL DIMENSIONS

P/N: OT66Q

DWR #: 200707-S301

REVISED BY: S. LOESCH

DRAWN BY: S. LOESCH

DATE: 07-07-20

APPROVED:

DRAFTING APPROVED:

SCALE:

TOLERANCES: ANG: ± = .5° FRACT. ± = 1/32
DECIMALS: .XX ± = .01 .XXX ± = .005

REVISION: C

SHEET 1 OF 13