






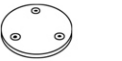




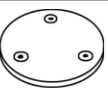
ASSEMBLY INSTRUCTIONS

ITEM NO: 219668

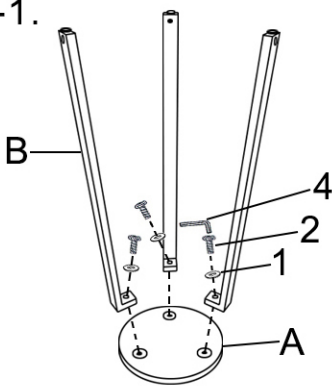
Parts required

| | | | | |
|---|---|--------------|----------|------|
| 1 |  | Flat washer | Φ8MM | 6pcs |
| 2 |  | Bolt | Φ8*30MML | 6pcs |
| 3 |  | Bolt | Φ8*40MML | 6pcs |
| 4 |  | Allen wrench | | 1pc |
| 5 |  | | | 6pcs |

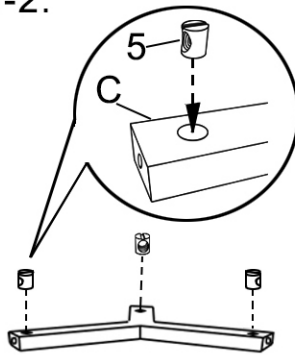
| | | |
|---|--|------|
| B |  | 3pcs |
| C |  | 1pc |
| D |  | 1pc |
| E |  | 3pcs |
| F |  | 1pc |

| | | |
|---|---|-----|
| A |  | 1pc |
|---|---|-----|

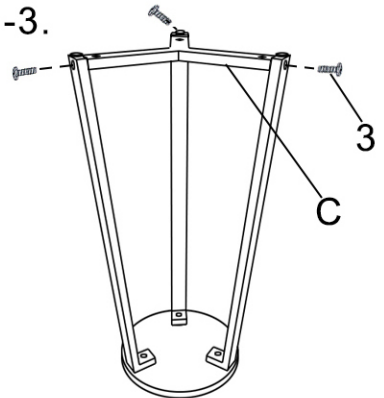
1-1.



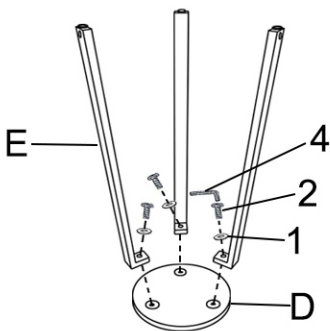
1-2.



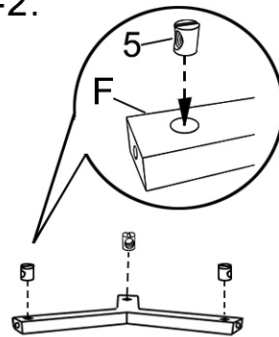
1-3.



2-1.



2-2.



2-3.

