

UNION™
COLORBODY™ PORCELAIN



Photo features Union Black Nickel 8 x 48 on the exterior floor and Industrial Gray 12 x 24 on the interior floor with Industrial Gray 2 x 3 Modern Weave mosaic on the kitchen wall.

UNION™ COLORBODY™ PORCELAIN FLOOR & MOSAIC WITH STEPWISE™ TECHNOLOGY AND REVEAL IMAGING®

Union™ by American Olean® is an authentic interpretation of stained and worn concrete factory floors reminiscent of the industrial era. This bold combination creates depth and character in thoughtfully designed commercial and residential spaces. Superior slip resistance with StepWise™ technology and five tone-on-tone colors in large-format sizes with TruEdge™ deliver exceptional performance with contemporary style. Complete the design with its modern mosaic for the ultimate urban industrial look.

UNION™

COLORBODY™ PORCELAIN FLOOR WITH STEPWISE™ TECHNOLOGY



PLATINUM WHITE UN01



WEATHERED BEIGE UN02



INDUSTRIAL GRAY UN03



RUSTED BROWN UN04



BLACK NICKEL UN05

50% MORE SLIP RESISTANT THAN ORDINARY TILE⁺
*When compared to tile meeting ANSI Standards

COLORBODY™ PORCELAIN MOSAIC WITH STEPWISE™ TECHNOLOGY



PLATINUM WHITE UN01



WEATHERED BEIGE UN02



INDUSTRIAL GRAY UN03



RUSTED BROWN UN04



BLACK NICKEL UN05

‡ When compared to tile meeting ANSI Standards



All or select items within this series meet the requirements for these qualifications. For more information visit americanolean.com.







Photo features Union™ Weathered Beige 24 x 48 on the floor with Rusted Brown 8 x 48 and 2 x 3 Modern Weave mosaic on the wall.




UNION™ COLORBODY™ PORCELAIN FLOOR & MOSAIC WITH STEPWISE™ TECHNOLOGY AND REVEAL IMAGING®

UNION™

SIZES

			THICKNESS	SQ. FT./ CARTON	PIECES/ CARTON
	24 x 48 Floor Tile	23-3/8" x 46-15/16" (59.44 cm x 119.30 cm)	5/16"	15.26	2
	12 x 24 Floor Tile	11-5/8" x 23-3/8" (29.56 cm x 59.44 cm)	5/16"	15.12	8
	8 x 48 Floor Tile	7-3/4" x 46-15/16" (19.71 cm x 119.30 cm)	5/16"	15.18	6
	2 x 3 Modern Weave Mosaic ■	12" x 12" Sheet (30.48 cm x 30.48 cm Sheet)	5/16"	3.88	4

TRIM

			NUMBER	PIECES/ CARTON
	Floor Bullnose	3 x 24	P-43F9	10
	Cove Base	6 x 12	P-36C9TB	22
	Cove Base Outcorner □	6 x 1	PC-36C9TB	15

Cove base trim is intended to coordinate with floor tile in the standard 90-degree installation position.

Cove base and cove corner trim are suitable for non-freezing climates only.

■ Mesh-mounted □ Ceramic body

INSTALLATION & PRICING

RECOMMENDED GROUT JOINT:

Floor: 1/8" (3/16" when installing tile with a length 15" or greater in a staggered brick-joint pattern; overlap should not exceed 33%.)

Mosaic: 1/8"

RELATIVE PRICING: High

SHADE VARIATION



HIGH (V3)

PERFORMANCE CHARACTERISTICS

	ASTM#	FLOOR RESULT	MOSAIC RESULT
Water Absorption	C373	< 0.5%	< 0.5%
Breaking Strength	C648	> 275 lbs.	> 275 lbs.
Scratch Hardness	MOHS	8.0	8.0
Chemical Resistance	C650	Resistant	Resistant
Abrasion Resistance	C1027	N/A	N/A

For additional information on test results, visit us at: americanolean.com/information/TestResults.

USAGE

FLOORS	WALLS	COUNTERTOPS
F	W	C

APPLICATIONS

	TARGET DCOF WET	SUITABLE
Dry & Level – Interior Floor	N/A	●
Wet & Level – Interior Floor	≥ 0.42	●
Shower Floors (Residential or Light Commercial)	≥ 0.42	●*
Exterior Floor Applications (including pool decking & other wet areas with minimal footwear)	≥ 0.60	●
Ramps & Inclines	≥ 0.65	
Walls/Backsplashes	N/A	●
Countertops	N/A	●
Pool Linings	N/A	●*

A DCOF value of ≥0.42 is the standard for tiles specified for level interior spaces expected to be walked upon when wet, as stated in ANSI A137.1-A326.3. For more information about DCOF and the DCOF AcuTest™, visit americanolean.com/DCOF.

APPLICATION NOTES:

Suitable for exterior applications in freezing and non-freezing climates, when proper installation methods are followed.

* Mosaic tile only

NOTES

Since there are variations in all fired ceramic and natural products, tile and trim supplied for your particular installation may not match samples. Final confirmation should be made from actual tiles and trim prior to installation. Manufactured in accordance with ANSI A137.1 standards.

Not for use on ramps. Water, oil, grease, improper drainage and certain footwear can create slippery conditions. Floor applications expected to be exposed to these conditions require extra caution in product selection.

For additional information refer to "Factors to Consider" at: americanolean.com/Factors.

Special consideration needs to be given when installing tiles greater than 15 inches. Please refer to americanolean.com/LargeTiles for more information.

Special care should be taken when grouting with dark pigmented colors. A grout release is recommended to prevent finely powdered pigments from lodging in the pores of the surface. Use of a latex modified thin-set is recommended for installation.

50% MORE SLIP RESISTANT THAN ORDINARY TILE*

*When compared to tile meeting ANSI Standards

EASY TO CLEAN

StepWise™ Technology provides added slip resistance with a surface that is easy to clean.



All or select items within this series meet the requirements for these qualifications. For more information visit americanolean.com.

AMERICANOLEAN.COM