

TAC Select

SENSOR-READY ARCHITECTURAL LED TROFFER

NICOR[®]

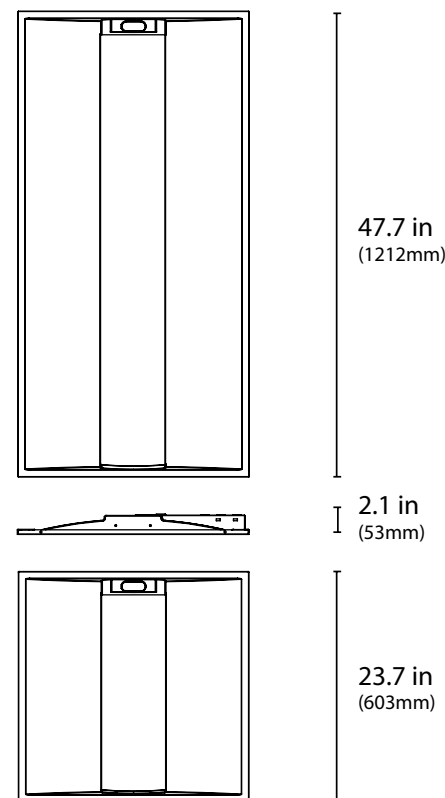


TAC Select


Sensor-Ready Architectural LED Troffer

The Sensor-Ready version of the TAC Select Troffer takes energy efficiency and smart functionality to the next level. Equipped with built-in sensor compatibility, this model can seamlessly integrate with occupancy sensors and daylight harvesting systems, optimizing energy use and enhancing the overall lighting experience. The CCT Selectable design allows for easy adjustment to 3500K, 4000K, or 5000K and selectable wattage allows the ability to tailor the brightness to the space. Available in 2x2, or 2x4 configurations, the Sensor-Ready TAC Select is a forward-thinking choice for modern buildings.

Dimensions



FEATURES







Versatile & Easy Installation

Quick single-person install with multiple mounting options, seismic support, and emergency backup available.

Convenient Adjustability

Easily access CCT & wattage selector switches via the junction box for quick customization.

- 
CRI
 >80
- 
Lumens
 1904-6808
- 
Lifetime
 >60,000 hrs
- 
Beam Angle
 114.2°-120.7°

Built-in Smart Sensor Compatibility

Sensor-ready socket allows for a seamless integration with occupancy sensors



Works seamlessly with NICOR's NLC and the SNAPINSENSORPIR1WH for easy automation & efficiency.



Select the Perfect Light

The TAC Select features selectable CCT and Wattage options that allow for a more customized lighting for your specific needs.



Ordering Information									Example: TAC324SUS8S
Series	Version	Size	Wattage Selectable	Voltage	CCT	CRI	Sensor	Emergency	
TAC	3	22 (2' x 2')	25S (15/20/25W)*	U (120-277V)	S (Select: 35/40/50K)	8 (>80)	S (Sensor Socket)	_Blank	
		24 (2' x 4')	50S (30/40/50W)**					E1 (EMB045)	
								E2 (EMB080)	

Specifications and dimensions subject to change without notice. Please refer to the website for the most up-to-date information. *2x2 model only **2x4 model only

Sensor Accessories		<i>sold separately</i>
PIR Sensor	SNAPINSENSORPIR1WH	
NICOR NLC Sensor	NLCSPSS1WH	

Mounting Accessories		<i>sold separately</i>
Flange Kit - 2x2	TPE10FK22	
Flange Kit - 2x4	TPE10FK24	
Surface Kit - 2x2	SK22M10WH	
Surface Kit - 2x4	SK24M10WH	

Recommended Dimmers*
Lutron NTSTV
Leviton IP710
Cooper SF10P
Legrand RH4FBL3PW

*Not a complete list. Check compatibility before installation



Warehouse Locations

Albuquerque, NM

Buford, GA

Roseville, CA

T. 800.821.6283

F 800.892.8393

www.nicorlighting.com

2200 Midtown Pl. NE

Albuquerque, NM 87107 USA