

RSDS

Surface Mount LED Downlight

Product Description

The RSD Selectable Surface Mount Downlight offers a thin installation solution designed to fit the tightest of spaces. Installation is easier than ever with the twist lock diffuser that can be removed for installation. The direct box mount ensure it sits flush to the ceiling for a clean and professional look. CCT Selectable with 2700/3000/3500/4000/5000K allows tailoring to the desired light temperature. Perfect for bringing even illumination to any area of your home.

Construction

- Stamped steel body
- Twist-lock diffuser allows for easy removal for installation

Optical System

- Molded polymer, UV stabilized diffuser maximizes light output.
- Convex diffuser creates uniform light distribution while reducing glare
- Offered in 5CCT selection of 2700K, 3000K, 3500K, 4000K, or 5000K

Electrical

- Input voltage of 120VAC, 60Hz
- CCT switch located under lens
- Dimmable to 5% with compatible leading edge (TRIAC) and trailing edge (ELV) dimmers
- Operating temperature rating of -4°F to 104°F (-20°C to 40°C)

Finish

- White powder coat finish standard
- Optional colors of Black, Nickel, or Oil-rubbed Bronze

Mounting and Installation

- Easy installation in any 4" pancake, 4" non-metallic or 4/O junction box
- Keyhole mounting slots allow for quick installation to junction boxes
- For installations where power surge may be possible, NICOR recommends installing additional surge protection at the electrical distribution panel

Listings

- cETLus 1598 Listed for wet locations
- ENERGYSTAR Listed (Only 4" and 6" fixtures)
- CA Title 24/JA8 Compliant
- Compliant with NFPA® 70, NEC® Section 410.16 (A)(3) and 410.16 (C)(5) for closet use
- RoHS Compliant
- Meets FCC Part 15, Subpart B, Class B standards for conducted and radiated emissions
- TM-21 Reported L70(9k) life >54,000 hours
- LM-79, LM-80 testing performed in accordance with IESNA standards

Warranty

- 5-year limited system warranty standard
- Warranty does not cover product failure due to an overvoltage event (power surge)

Project

Catalog

Type

Date



RSDS 4", 6", 8" Surface Mount LED Downlight 900, 1100, 1300 lumen



Ordering

Ordering Information

Example: RSD561120SWH

Series	Version	Voltage	CCT's	Trim Color
RSD4	1	120	S (2700/3000/3500/4000/5000K)	WH (White)
RSD56				BK (Black)
RSD8				NK (Nickel)
				OB (Oil-rubbed Bronze)

Specifications and dimensions subject to change without notice

Performance Data

Performance Data			
Model Number	Lumens	Watts	Lumens/Watt
RSD4S - 2700K	858	10.93	78.5
RSD4S - 3000K	878	10.94	80.3
RSD4S - 3500K	887	10.85	81.7
RSD4S - 4000K	895	10.81	82.8
RSD4S - 5000K	912	10.95	83.3
RSD56S - 2700K	1238	15.96	77.6
RSD56S - 3000K	1271	15.95	79.7
RSD56S - 3500K	1297	15.84	81.9
RSD56S - 4000K	1326	15.90	83.4
RSD56S - 5000K	1324	15.97	82.9
RSD8S - 2700K	1148	18.67	61.4
RSD8S - 3000K	1264	18.73	67.5
RSD8S - 3500K	1279	18.56	68.9
RSD8S - 4000K	1298	18.72	69.3
RSD8S - 5000K	1253	18.70	67.0

Recommended Dimmers*

Lutron Diva DVCL-153P
 Lutron Maestro MACL-153M
 Eaton Cooper SLC03P
 Leviton IPL06
 Lutron DIVA DVELV-300P

*Not a complete list. Check compatibility before installation.

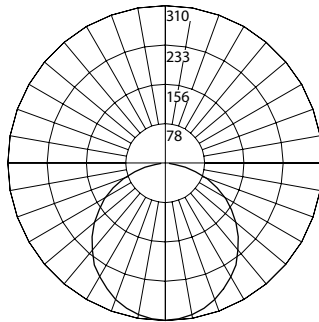
Housing Compatibility*

MOST STANDARD 4" NON-METALLIC OR 4/O JUNCTION BOXES

Photometric Data

RSD4S 5000K

Input Voltage (VAC)	120V
System Level Power (W)	10.95
Delivered Lumens (Lm)	912
System Efficacy (Lm/W)	83.3
Correlated Color Temp (K)	5000
Color Rendering Index (CRI)	94 R9=67
Beam Angle	112.4
Spacing Criteria	1.26



Intensity Summary (Candle Power)

Angle	Mean CP
0	309
5	307
15	293
25	270
35	237
45	199
55	154
65	107
75	60
85	24
90	12

Cone of Light Tabulation

Mounted height (Feet)	Footcandles Beam Center	Diameter (Feet)
4	19.3	11.8
6	8.6	17.7
8	4.8	23.5
10	3.1	29.4

Zonal Lumen Summary

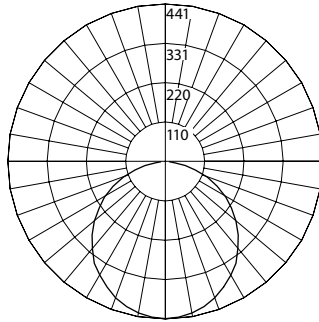
Zone	Lumens	% of Luminaire
0-30	239	26.2%
0-40	391	42.9%
0-60	692	75.9%
0-90	903	99%
90-180	9	1%
0-180	912	100%

Fixture tested per LM-79-08. Photometric data is of the performance of a representative fixture. Results may vary in the field.

Photometric Data

RSD56S 5000K

Input Voltage (VAC)	120V
System Level Power (W)	15.97
Delivered Lumens (Lm)	1324
System Efficacy (Lm/W)	82.9
Correlated Color Temp (K)	5000
Color Rendering Index (CRI)	95 R9=71
Beam Angle	114.0
Spacing Criteria	1.24



Intensity Summary (Candle Power)

Angle	Mean CP
0	439
5	436
15	418
25	386
35	341
45	286
55	223
65	155
75	88
85	36
90	20

Cone of Light Tabulation

Mounted height (Feet)	Footcandles Beam Center	Diameter (Feet)
4	27.5	12.1
6	12.2	18.1
8	6.8	24.2
10	4.4	30.2

Zonal Lumen Summary

Zone	Lumens	% of Luminaire
0-30	341	25.8%
0-40	559	42.3%
0-60	996	75.2%
0-90	1307	98.8%
90-180	16	1.2%
0-180	1324	100%

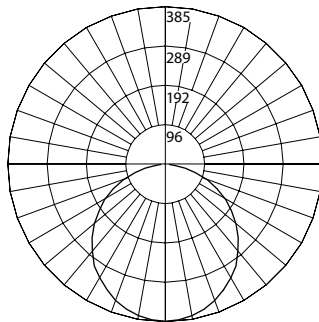
CCT Data Multiplier

2700K	0.9355
3000K	0.9605
3500K	0.9800
4000K	1.0015

Fixture tested per LM-79-08. Photometric data is of the performance of a representative fixture. Results may vary in the field.

RSD8S 2700K

Input Voltage (VAC)	120V
System Level Power (W)	18.7
Delivered Lumens (Lm)	1148
System Efficacy (Lm/W)	61.4
Correlated Color Temp (K)	2694
Color Rendering Index (CRI)	93 R9=58
Beam Angle	113.4
Spacing Criteria	1.26



Intensity Summary (Candle Power)

Angle	Mean CP
0	384
5	383
15	369
25	343
35	305
45	258
55	203
65	144
75	85
85	35
90	17

Cone of Light Tabulation

Mounted height (Feet)	Footcandles Beam Center	Diameter (Feet)
4	24.0	12.2
6	10.7	18.3
8	6.0	24.4
10	3.8	30.4

Zonal Lumen Summary

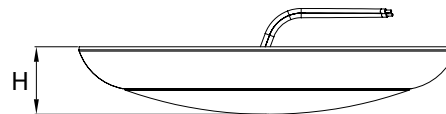
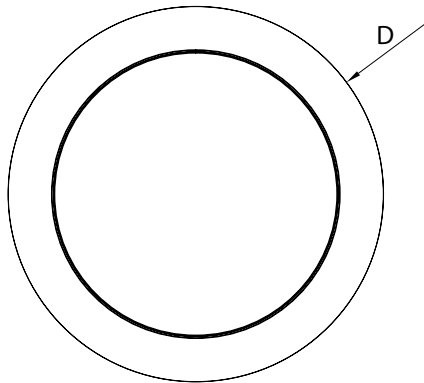
Zone	Lumens	% of Luminaire
0-30	299	26%
0-40	489	42.6%
0-60	869	75.7%
0-90	1148	100%
90-180	0	0%
0-180	1148	100%

CCT Data Multiplier

3000K	1.101
3500K	1.114
4000K	1.131
5000K	1.092

Fixture tested per LM-79-08. Photometric data is of the performance of a representative fixture. Results may vary in the field.

Dimensions



Dimensions

Fixture	Diameter (D)	Height (H)
RSD4S	6.2" (157mm)	1.2" (31mm)
RSD56S	7.4" (188mm)	1.3" (34mm)
RSD8S	9.4" (240mm)	1.3" (34mm)

This device complies with part 15 of the FCC Rules. Operation is subject to the following two conditions: (1) This device may not cause harmful interference, and (2) this device must accept any interference received, including interference that may cause undesired operation. NOTE: This equipment has been tested and found to comply with the limits for a Class B digital device, pursuant to part 15 of the FCC Rules. These limits are designed to provide reasonable protection against harmful interference in a residential installation. This equipment generates, uses and can radiate radio frequency energy and, if not installed and used in accordance with the instructions, may cause harmful interference to radio communications. However, there is no guarantee that interference will not occur in a particular installation. If this equipment does cause harmful interference to radio or television reception, which can be determined by turning the equipment off and on, the user is encouraged to try to correct the interference by one or more of the following measures:

- Reorient or relocate the receiving antenna.
- Increase the separation between the equipment and receiver.
- Connect the equipment into an outlet on a circuit different from that to which the receiver is connected.
- Consult the dealer or an experienced radio/TV technician for help.