

ROUGHIN-TEMPLATE

Rough-In Template for Canless LED Downlight

Product Description

The NICOR Roughin Templates are designed for use with canless (remote driver) LED downlights. Engineered to streamline the roughin phase, it functions as both a precise cutting guide and a wiring location indicator, ensuring accurate placement before drywall installation. Constructed from durable galvanized steel, these templates mount easily to ceiling joists or rafters and help maintain alignment across multiple fixtures. Available in multiple sizes to accommodate 2" through 8" downlights, as well as a multi-size option, the series enhances installation efficiency and consistency across a wide range of compatible NICOR fixtures.

Construction

- Durable galvanized steel construction for strength and longevity
- Compatible with a wide range of NICOR canless (remote driver) LED downlights across multiple sizes (2"–8")
- Dual-purpose design serves as both a drywall cutting guide and wiring location indicator

Installation

- Simplifies installation by securing directly to ceiling joists or rafters prior to drywall
- Ensures consistent alignment and spacing for multiple fixture layouts
- Reduces installation time and errors during the rough-in and drywall phases
- Available in multiple configurations, including single-size and multi-size (3", 4", 6") options

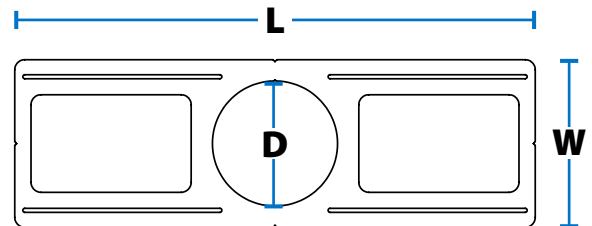
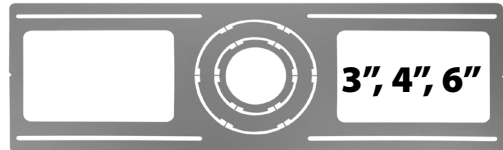

Dimensions

	Length (L)	Width (W)	Diameter (D)
ROUGHIN-TEMPLATE-2	13" (330mm)	6" (152mm)	2.74" (69mm)
ROUGHIN-TEMPLATE-8	26" (660mm)	10" (254mm)	7.75" (196mm)
ROUGHINTEMPLATE-REL8	26" (660mm)	10" (254mm)	8.125" (206mm)
ROUGHIN-TEMPLATE-346	26" (660mm)	8.5" (215mm)	3.07" (78 mm)
			4.26" (108mm)
			6.26" (159mm)

Compatibility

ROUGHIN-TEMPLATE-2	DGD2, DRD2, DQD2, RRD2, DGD2v2
ROUGHIN-TEMPLATE-8	CLR8, DLE8
ROUGHINTEMPLATE-REL8	REL8, RELS8, CLR8, DLE8
ROUGHIN-TEMPLATE-346	DGD3, DLE3, RELS3, DGD4, DGC4, DGF4, DLE4, REL4, RELS4, RELR4, REL4FR1, CLR6, DLE6, REL6, RELS6, RELR6, REL6-UNV, REL6FR1, DGD3v2, DGD4v2, IXE6

Date _____



Ordering Information

Example: ROUGHIN-TEMPLATE-346

ROUGHIN-TEMPLATE	Description
ROUGHIN-TEMPLATE-2	Rough-in Template for use with 2" Remote-Driver (Canless) LED Downlights
ROUGHIN-TEMPLATE-8	Rough-in Template for use with 8" Remote-Driver (Canless) LED Downlights
ROUGHINTEMPLATE-REL8	Rough-in Template for use with 8" REL, CLR, and DLE Fixtures
ROUGHIN-TEMPLATE-346	Rough-in Template for use with 3", 4", and 6" Remote-Driver (Canless) LED Downlights

Specifications and dimensions subject to change without notice.