



|                |      |
|----------------|------|
| Customer Name  | Date |
| Project Name   |      |
| Catalog Number |      |



## ELEMENTAIRE SERIES

### Edge Lit Luminaire

**Elementaire** leverages an advanced edgelit optical system and an ultra-thin architectural design to provide excellent performance and aesthetics. Impressive lumen maintenance combined with intuitive mounting hardware provide simple ease of installation and lower maintenance cost over time. TriGain® technology provides industry-leading color quality and efficiency while exceeding TM-30 recommendations.

#### CONSTRUCTION

|                          |  |
|--------------------------|--|
| <b>Housing:</b>          | Extruded aluminum housing.<br>Low-profile aluminum end caps with modern aesthetic. |
| <b>Lens:</b>             | Premium optical grade acrylic light guides   |
| <b>Optical Assembly:</b> | CEM PCB, Positive light guide retention, Precision engineered tolerances           |
| <b>Paint:</b>            | White, Silver, Black   |
| <b>Weight:</b>           | 4FT 10lb (4.5kg)<br>6FT 13lb (5.9kg)<br>8FT 16lb (7.3kg)                           |

#### OPTICAL SYSTEM

|                              |                                      |
|------------------------------|--------------------------------------|
| <b>Lumens:</b>               | 6000 (4ft), 9100 (6ft), 11,200 (8ft) |
| <b>Distribution</b>          | Medium, 85% DOWN / 15% UP            |
| <b>Efficacy</b>              | up to 134LPW                         |
| <b>Wattage:</b>              | 47W (4ft), 70W (6ft), 86W (8ft)      |
| <b>CCT:</b>                  | 3500K, 4000K                         |
| <b>CRI (Min):</b>            | 90+ with TriGain® technology         |
| <b>R9 (Min):</b>             | 90+                                  |
| <b>Color Consistency</b>     | 3-Step MacAdam Ellipse               |
| <b>Luminance Uniformity:</b> | 2 : 1 Max to Min                     |

#### ELECTRICAL

|   |   |
|---|---|
| <b>Input Voltage:</b>                   | 120V-277V   |
| <b>Input Frequency:</b>                 | 60Hz  |
| <b>Power Factor (PF):</b>               | > 90%   |
| <b>Total Harmonic Distortion (THD):</b> | 20%   |
| <b>Thermal Protection:</b>              | Yes   |
| <b>Temperature / Humidity</b>           | 60°C / 90% (non-condensing)                                       |
| <b>Transient Protection:</b>            | 100 kHz ring wave, 2.5kV level,                                   |
| <b>Electronic Vibration Testing:</b>    | Multi-axis, Vibration Profile:<br>2-2000 Hz, 0.5Gs on electronics |

#### CONTROLS

**Dimming:** 0-10V 1%

#### AMBIENT TEMPERATURE

| Product ID | Operating Temperature           |
|------------|---------------------------------|
| LEL        | -10°C (14° F) TO +35° C (95° F) |

#### LUMEN MAINTENANCE

Projected L85 per IES TM-21 at max 35°C

|                  |
|------------------|
| <b>50,000 HR</b> |
| <b>L85</b>       |

#### MOUNTING

- Mounting:** Suspension Cable Mount (gripples & 10ft aircraft cables included with hourglass sleeve)  
HTEK Track Mount (**G2** Option, 6ft 277V only)
- Cord & Plugs:** Color-matched White, Silver, Black  
10ft, 300V 18AWG, 5-conductor wire

#### DESIGN LIFE & WARRANTY

- Class 2 High-efficiency LED driver rated for 100,000 hours
- IK07 Impact Rated
- IP30 Rated
- Current's Limited 5-year Warranty:** Please refer to IND599 in Product Downloads section at:  
<https://products.gecurrent.com/indoor-lighting/suspended/lumination-lel-series>





|                |      |
|----------------|------|
| Customer Name  | Date |
| Project Name   |      |
| Catalog Number |      |

## Catalog Logic and Accessories

### 1. FIXTURE

**LEL B 0 MM T VQ**

| FAMILY | GEN | FIXTURE LENGTH  | VOLTAGE        | LUMEN OUTPUT   | DISTRIBUTION | CRI                      | CCT                      | CONTROLS   | MOUNTING  | FINISH  | POWER CORD   |
|--------|-----|---|----------------|--|--------------|--------------------------|--------------------------|------------|---|---|--|
| LEL    | B   | 40 <sup>1</sup> = 4ft<br>60 <sup>2</sup> = 6ft<br>80 <sup>3</sup> = 8ft | 0 = 120-277VAC | 60 <sup>1</sup> = 6,000LM (4ft Only)<br>90 <sup>2</sup> = 9,100M (6ft Only)<br>A2 <sup>3</sup> = 11,200LM (8ft Only) | MM = Medium  | T = 90 CRI with TriGain® | 35 = 3500K<br>40 = 4000K | VQ = 0-10V | CS <sup>4</sup> = Cable Suspension<br>G2 <sup>5</sup> = HTEK 277V Track | WHTE = White<br>SLVR = Silver<br>BLCK = Black | W <sup>6</sup> = White<br>S <sup>6</sup> = Silver<br>B <sup>6</sup> = Black<br>N <sup>7</sup> = None |

- 1 60 option available with 40 Fixture Length only
- 2 90 option available with 60 Fixture Length only
- 3 A2 option available with 80 Fixture Length only
- 4 10ft aircraft cables with gripples and hourglass sleeves pre-installed. Canopy kits ordered separately
- 5 G2 option available with 60 Fixture Length and 90 Lumen Output options only
- 6 10ft Power Cord included. 300V 18AWG, 5-Conductor wire
- 7 Powercord not required for G2 mounting option

### 2. MOUNTING ACCESSORIES

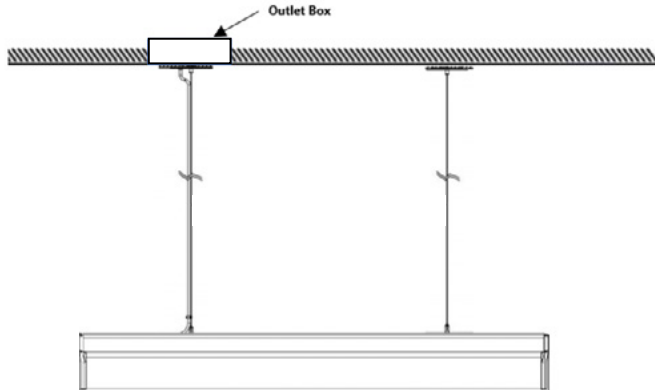
| SKU      | CODE                 | DESCRIPTION                                    | QTY |
|----------|----------------------|--|-----|
| 93041989 | HTEK 11-3            | Live End Feed                                  | 1   |
| 93034058 | TEK 41-3             | Dead End                                       | 1   |
| 93034067 | SKB 10-3             | Mounting Clip                                  | 2   |
| 93034073 | SKB 34               | 3M Suspension Wire                             | 2   |
| 105085   | KSKB 30-3            | Ceiling Cup                                    | 2   |
| 93041805 | HTEK 412-3           | WHTE 12ft - Surface Mount Track Section        | X   |
| 93041804 | HTEK 48-3            | WHTE 8ft - Surface Mount Track Section         | X   |
| 93041803 | HTEK 44-3            | WHTE 4ft - Surface Mount Track Section         | X   |
| 93145881 | LELB-CANOPY-KIT-WHTE | 2pcs 2in canopy cover (white), 2pcs T-Bar clip | X   |
| 93145882 | LELB-CANOPY-KIT-BLCK | 2pcs 2in canopy cover (black), 2pcs T-Bar clip | X   |



|                |      |
|----------------|------|
| Customer Name  | Date |
| Project Name   |      |
| Catalog Number |      |

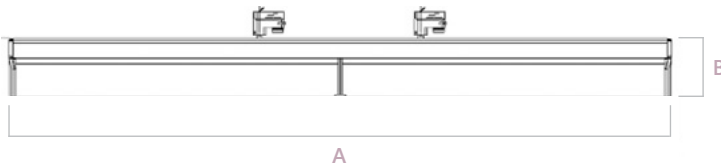
## Dimensions

### DIMENSIONS 4FT/6FT/8FT SUSPENDED



| Fixture Type | Length (A)      | Height (B)    | Width (C)    | Light Guide (C)  | Cable Length (D) |
|--------------|-----------------|---------------|--------------|------------------|------------------|
| LEL-4ft      | 48.7in (1237)   |               |              |                  |                  |
| LEL-6ft      | 72.9in (1851cm) | 7.6in (193mm) | 1.4in (35mm) | 4.77in (121.1mm) | 120in (3048mm)   |
| LEL-8ft      | 96.7in (2457cm) |               |              |                  |                  |

### DIMENSIONS 6FT HTEK TRACK MOUNT



| Fixture Type | Length (A)      | Height (B)    | Width (C)    | Total Height (D)   |
|--------------|-----------------|---------------|--------------|--------------------|
| LEL-6ft HTEK | 72.9in (1851cm) | 7.6in (193mm) | 1.4in (35mm) | 10.85in (275.77mm) |



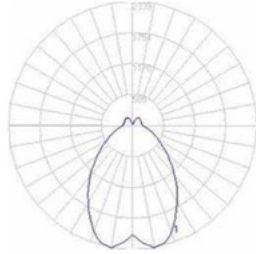
|                |      |
|----------------|------|
| Customer Name  | Date |
| Project Name   |      |
| Catalog Number |      |

### Photometrics

#### LEL 4ft

MM = MEDIUM

6,050 Lumens  
LEL-B-60-0-XX-MM



— Vertical plane at max Cd horiz. angle  
— Horizontal cone at max Cd vert. angle

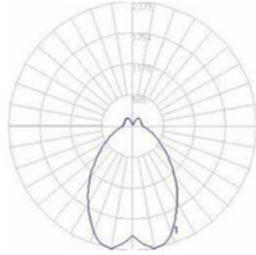
| ZONE | LUMENS  | % OF FIXTURE |
|------|---------|--------------|
| 0-20 | 829.27  | 13.70        |
| 0-30 | 1712.52 | 28.30        |
| 0-40 | 2659.67 | 44.00        |
| 0-60 | 4179.96 | 69.10        |
| 0-80 | 4993.80 | 82.50        |
| 0-90 | 5218.37 | 86.30        |

| ZONE    | LUMENS  | % OF FIXTURE |
|---------|---------|--------------|
| 10-90   | 5008.70 | 82.80        |
| 20-40   | 1830.89 | 30.30        |
| 20-50   | 2678.91 | 44.30        |
| 40-70   | 2005.07 | 33.10        |
| 60-80   | 813.14  | 16.50        |
| 70-80   | 329.06  | 5.40         |
| 80-90   | 224.57  | 3.70         |
| 90-110  | 332.14  | 5.50         |
| 90-120  | 476.44  | 7.90         |
| 90-130  | 602.59  | 10.00        |
| 90-150  | 781.71  | 12.90        |
| 90-180  | 831.63  | 13.70        |
| 110-180 | 499.49  | 8.30         |
| 0-180   | 6050.00 | 100.00       |

#### LEL 6ft

MM = MEDIUM

9,100 Lumens  
LEL-B-90-0-XX-MM



— Vertical plane at max Cd horiz. angle  
— Horizontal cone at max Cd vert. angle

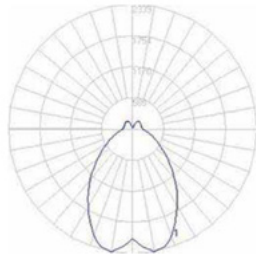
| ZONE | LUMENS  | % OF FIXTURE |
|------|---------|--------------|
| 0-20 | 1247.34 | 13.70        |
| 0-30 | 2575.86 | 28.30        |
| 0-40 | 4000.50 | 44.00        |
| 0-60 | 6287.21 | 69.10        |
| 0-80 | 7511.35 | 82.50        |
| 0-90 | 7849.13 | 86.30        |

| ZONE    | LUMENS  | % OF FIXTURE |
|---------|---------|--------------|
| 10-90   | 7533.77 | 82.80        |
| 20-40   | 2753.16 | 30.30        |
| 20-50   | 4029.44 | 44.30        |
| 40-70   | 3015.90 | 33.10        |
| 60-80   | 1224.13 | 13.50        |
| 70-80   | 494.95  | 5.40         |
| 80-90   | 337.78  | 3.70         |
| 90-110  | 499.60  | 5.50         |
| 90-120  | 716.66  | 7.90         |
| 90-130  | 906.40  | 10.00        |
| 90-150  | 1175.83 | 12.91        |
| 90-180  | 1250.91 | 13.70        |
| 110-180 | 751.31  | 8.30         |
| 0-180   | 9100.4  | 100.00       |

#### LEL 8ft

MM = MEDIUM

11,200 Lumens  
LEL-B-A2-0-XX-MM



— Vertical plane at max Cd horiz. angle  
— Horizontal cone at max Cd vert. angle

| ZONE | LUMENS  | % OF FIXTURE |
|------|---------|--------------|
| 0-20 | 1535.18 | 13.70        |
| 0-30 | 3170.28 | 28.30        |
| 0-40 | 4923.68 | 44.00        |
| 0-60 | 7738.09 | 69.10        |
| 0-80 | 9244.71 | 82.50        |
| 0-90 | 9660.43 | 86.30        |

| ZONE    | LUMENS   | % OF FIXTURE |
|---------|----------|--------------|
| 10-90   | 9272.29  | 82.80        |
| 20-40   | 3388.49  | 30.30        |
| 20-50   | 4959.29  | 44.30        |
| 40-70   | 3711.86  | 33.10        |
| 60-80   | 1506.61  | 13.50        |
| 70-80   | 609.16   | 5.40         |
| 80-90   | 415.72   | 3.70         |
| 90-110  | 614.88   | 5.50         |
| 90-120  | 882.08   | 7.90         |
| 90-130  | 1115.55  | 10.00        |
| 90-150  | 1447.15  | 12.90        |
| 90-180  | 1539.56  | 13.70        |
| 110-180 | 924.68   | 8.30         |
| 0-180   | 11199.98 | 100.00       |

For Product or Technical Questions:

E: LIGHTINGPROINFO@GECURRENT.COM  
T: +1 888 694 3533, OPTION 2