


Lumination® LED Luminaires

2' x 4' Recessed Architectural Luminaire
LAD24 Series - with TriGain® technology



Project name _____
Date _____
Type _____

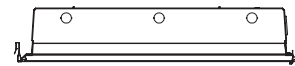
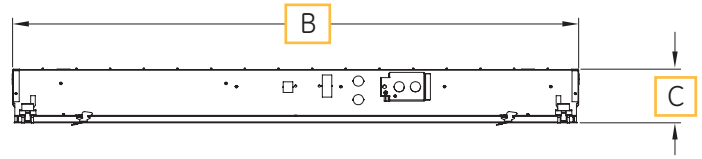
Product Description:

Lumination® LAD Series Recessed Architectural LED Luminaires bring a designer touch to any drop ceiling landscape. For new construction or retrofit, these distinctive luminaires provide a beautiful sculptural look in an easy-to-install LED solution. The LAD architectural lighting luminaires feature curving, stepped lens and delineated details and uniform light across the lens with the express purpose of creating added visual interest. All products now have TriGain® technology, an exclusive product offered only by Current. Color without compromise with 90CRI, R9>90 and no compromise in LPW over 80 CRI LED technology.

Typical Performance Summary:

- Distribution Patterns:** Lambertian
- Nominal Lumen Outputs:** 3000 Lm, 4000 Lm, 4800 Lm, 6000 Lm, 7200 Lm
- System Input Power:** 27-64W
- Standard Dimming Compatibility:** 0-10V
- Efficacy:** 112-119 LPW
- Input Voltage:** 120-277V
- CCT:** 3500K, 4000K
- CRI:** 90, R9: >90 with TriGain® Technology
- Color Consistency:** 4 Step MacAdam Ellipse
- Lifetime Rating:** 50,000 hours @ L85
- Input Frequency (Hz):** 50/60Hz
- Power Factor:** >0.9
- Dimensions:** UL Version: 23.7 in x 47.9 in x 4.5 in
- THD:** <20%
- Mounting:** Fits standard T-Bar grid (drop ceilings)
- Maximum Weight:** < 20 Lbs
- Limited Warranty:** 5 Years Standard
- Files Available:** LM79, LM80, IES

Product Dimensions:



UL Version: A = 23.7 in B = 47.9 in C = 4.5 in

Certified by: UL US LISTED



30HDVHUHUUWRWKH/43/HEVLWHIRU
WKHODWHVWGDGPRVWFRPSOHWHLLIRUPDWLR
GHVLOLKWVRU43/

Ordering Information:

LAD 24 A LT WHITE

INTERNAL CODE	FIXTURE TYPE (NOMINAL)	GENERATION	VOLTAGE	NOMINAL LUMENS	DISTRIBUTION	CRI	CCT	CONTROL	MOUNTING LOGIX COMPATIBLE	FINISH	OPTIONS
LAD	24 = 2' x 4'	A	0 = 120-277V					V0 = 0-10V TQ = Daintree ¹	LT=T-Grid	WHITE = White	Blank if no options EL = Emergency Light CP = Chicago Plenum Contact manufacturer for other options.

Notes:
1. Contact manufacturer for lead time and minimum order quantities.

ACCESSORIES	PRODUCT CODE
Drywall Mount Kit 2 x 4	69523
Surface Mount Kit 2 x 4	212460
Recessed Arch. 347V Kit	93039699

Note: Order separately

LUMEN CODE	DISTRIBUTION TYPE	CRI	COLOR TEMP (K)	SPECIFIED LUMENS	SYSTEM WATTAGE
30=3000	MM=Med. Lambertian	T=90 TriGain®	35=3500	3150	27W
40=4000	MM=Med. Lambertian	T=90 TriGain®	35=3500	3900	34W
48=4800	MM=Med. Lambertian	T=90 TriGain®	35=3500	4900	42W
60=6000	MM=Med. Lambertian	T=90 TriGain®	35=3500	5900	52W
72=7200	MM=Med. Lambertian	T=90 TriGain®	35=3500	7150	64W
30=3000	MM=Med. Lambertian	T=90 TriGain®	40=4000	3200	27W
40=4000	MM=Med. Lambertian	T=90 TriGain®	40=4000	3950	34W
48=4800	MM=Med. Lambertian	T=90 TriGain®	40=4000	5000	42W
60=6000	MM=Med. Lambertian	T=90 TriGain®	40=4000	6000	52W
72=7200	MM=Med. Lambertian	T=90 TriGain®	40=4000	7350	64W

current
powered by GE

Photometric Data: Lumination® 2' x 4' Recessed Architectural Luminaire LAD24 Series - with TriGain® Technology

LAD24A048UDT40

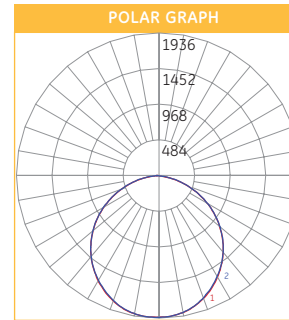
ZONAL LUMEN SUMMARY	
Zone	Lumens
0-10°	182.59
10-20°	517.83
20-30°	770.54
30-40°	911.58
40-50°	928.84
50-60°	827.30
60-70°	620.28
70-80°	347.00
80-90°	85.59
90-100°	1.35
100-110°	1.07
110-120°	0.98
120-130°	0.99
130-140°	1.11
140-150°	1.14
150-160°	1.02
160-170°	0.70
170-180°	0.27

RC	COEFFICIENTS OF UTILIZATION																				
	80%				70%				50%				30%				10%				0%
	RW	70%	50%	30%	10%	70%	50%	30%	10%	50%	30%	10%	50%	30%	10%	50%	30%	10%	0%		
0	119	119	119	119	116	116	116	116	111	111	111	106	106	106	102	102	102	100	100		
1	109	104	100	96	106	102	98	95	98	95	92	94	91	89	90	88	86	84	84		
2	99	91	84	79	97	89	83	78	86	80	76	82	78	74	79	76	72	70	70		
3	91	80	72	66	88	79	71	65	76	69	64	73	67	63	70	66	62	59	59		
4	83	71	62	56	81	70	62	55	67	60	55	65	59	54	63	57	53	51	51		
5	76	64	55	48	74	62	54	48	60	53	47	58	52	47	57	51	46	44	44		
6	71	57	48	42	69	56	48	42	55	47	42	53	46	41	51	45	41	39	39		
7	65	52	43	37	64	51	43	37	50	42	37	48	42	37	47	41	36	34	34		
8	61	48	39	33	59	47	39	33	46	38	33	44	38	33	43	37	33	31	31		
9	57	44	36	30	56	43	35	30	42	35	30	41	34	30	40	34	29	28	28		
10	53	40	32	27	52	40	32	27	39	32	27	38	31	27	37	31	27	25	25		

NOTE: Floor Cavity Reflectance : 20%

ZONAL LUMEN SUMMARY		
Zone	Lumens	% of Fixture
0-20°	700.42	13.50
0-30°	1470.96	28.30
0-40°	2382.54	45.80
0-60°	4138.67	79.60
0-80°	5105.95	98.20
0-90°	5191.54	99.80

LUMINANCE DATA (CANDELA/m²)			
Gamma	0°	45°	90°
45°	2696	2695	2696
55°	2553	2561	2553
65°	2333	2360	2333
75°	1993	2000	1993
85°	1287	1185	128



Product Specifications:

Construction:

- Durable, long lasting bezel construction. Steel, Electrogalvanized, Cold-rolled, Commercial quality paint coating.
- IP Rating: IP20

Electrical System:

- Class 2, replaceable, high efficiency LED driver rated for 50,000 hours when used within operating conditions.
- THD: <20%
- Transient Protection: 100 kHz ring wave, 2 kV level condensing.

Optical System:

- Precision formed optical assembly comprised of high specularly reflective paint, and a transmissive lens in an easily removable door.
- High optical grade lens on door providing excellent efficiency and impact resistance.
- Luminance Uniformity: 3:1 max to min.
- Smooth uniform light look across the lens with no visible diodes or "strips" from light bars.

Installation:

- Drivers and internal components accessed via drop down door, with access plate on the outside.
- Suitable for dry locations.
- Integrated PSU enclosure accessible from underneath the ceiling plane.
- Luminaire Vibration Testing: Luminaire test to 0.5 G, 100,000 cycles per axis, 2 axis.

For more information and access to all of our resources, including our design tool visit: www.gecurrent.com



www.gecurrent.com

© 2021 Current Lighting Solutions, LLC. All rights reserved. GE and the GE monogram are trademarks of the General Electric Company and are used under license. Information provided is subject to change without notice. All values are design or typical values when measured under laboratory conditions.

IND336 (Rev 03/23/21)