



# Tetra<sup>®</sup> Contour Flex

BORDER LIGHTING LIGHTING SYSTEMS

## Bend it Like Contour


Tetra<sup>®</sup> Contour Flex is a completely flexible LED neon replacement that can be shaped over and over again, with no heating required. Contour Flex installation is quick and easy using low-profile mounting clips. It provides a bright, uniform appearance, seamless illumination and allows signmakers' creativity to run wild. Tetra<sup>®</sup> Contour Flex can be custom cut in the field without complicated warranty implications, and features a plug & play design that saves on labor and installation costs.

# Flexible neon replacement system

Tetra® Contour Flex is a flexible LED system that can be easily formed to fit a wide variety of designs and applications, without the need to heat it in an oven. Tetra® Contour Flex can be custom cut in the field and bent over and over again, allowing sign makers to create vibrant signs. Tetra Contour Flex is a single-piece LED system that provides the classic appearance of neon and complements the unique design of any building.

## Range of Colors

With two shades of white and several brilliant LED colors, designers have more flexibility than ever to easily create custom signs.

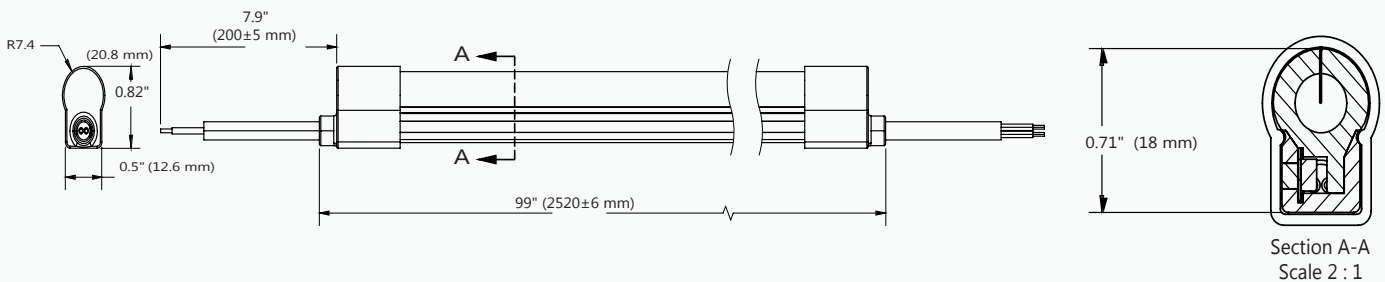


## Straight Runs

With the available Tetra Contour Flex Rail, simply insert Contour Flex into the U-channel to create perfectly linear runs.

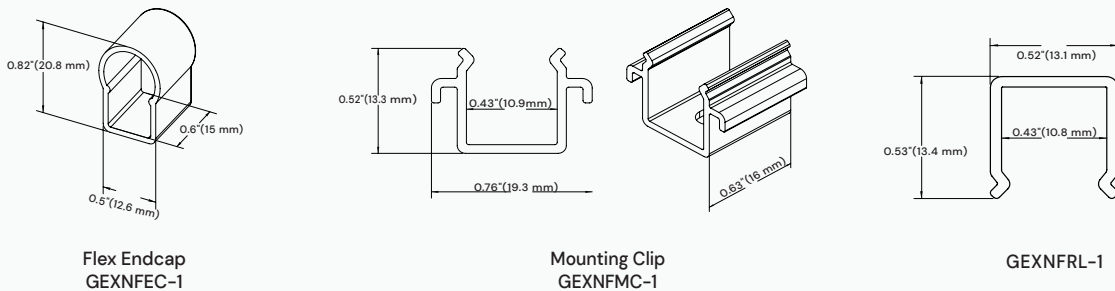
## Mechanical Outline

Dimensions in (inches). Metric equivalent mm



## Accessories Outline

Dimensions in inches. Metric equivalent (mm).



## Vastly Superior Loading

Compared to the first generation, Tetra® Contour Flex features loading increased by up to 114%, so even more feet of product can be run off each power supply than ever before providing significant savings on material and labor costs.

## Durable Robust System

Designed using Six Sigma quality standards, the Tetra® Contour Flex LED lighting system has a long life that delivers up to five years of continuous 24/7 use. Impact resistant design helps eliminate excess shipping, installation and maintenance costs due to breakage. It withstands harsh weather conditions, vibration and stress, and is backed by our 5-year limited warranty.

## Technical Specifications

Specification Item	Wavelength Color Temp	Typical Brightness* lumens/ft light engine)	LEDs per Module	Energy Consumption* (Strip/ft)	Energy Consumption* (System/ft)	Power Supply Loading GLX2** (ft/100W)	Viewing Angle
GEXNFS32-1	3200K	65	21	1.4W/ft	1.6W/ft	62	170°/105°
GEXNFS65-1	6500K	78	21	1.4W/ft	1.6W/ft	62	170°/105°
GEXNFSRD-1	625nm	21	21	1.4W/ft	1.6W/ft	62	170°/105°
GEXNFSGL-1	532nm	40	21	1.4W/ft	1.6W/ft	62	170°/105°
GEXNFSBL-1	467nm	7	21	1.4W/ft	1.6W/ft	62	170°/105°
GEXNFSYG-1	589nm	15	21	1.4W/ft	1.6W/ft	62	170°/105°
GEXNFSRC-1	618nm	30	21	1.4W/ft	1.6W/ft	62	170°/105°

\*Typical performance at 25°C +/- 10%

\*\*GEPS24-100U-GLX2 or GEPS24-100U-TT

<b>Voltage</b>	24VDC				
<b>Cutting Resolution</b>	4 in. (101.6 mm). Cut module on cut marks only.				
<b>Dimmable</b>	Yes (with dimmable power supply)				
<b>Power Supply</b>	GEPS24-25U-NA Input: 100-305VAC; Output: 24VDC GEPS24D-80U Input: 90-305VAC; Output: 24VDC GEPS24-100U Input: 108-305VAC; Output: 24VDC GEPS24-200U Input: 90-305VAC; Output: 24VDC GEPS24-300U Input: 108-305VAC; Output: 24VDC				
<b>Maximum Remote Mounting Distance</b>		<b>18 AWG/0.82 MM<sup>2</sup> Supply Wire</b>	<b>16 AWG/1.31 MM<sup>2</sup> Supply Wire</b>	<b>14 AWG/2.08 MM<sup>2</sup> Supply Wire</b>	<b>12 AWG/3.31 MM<sup>2</sup> Supply Wire</b>
	25W Power Supply	120 ft./36.6 m	-	-	-
	80W Power Supply	20 ft./6.1 m	25 ft./7.6 m	35 ft./10.6 m	40 ft./12.1 m
	100W Power Supply	20 ft./6.1 m	25 ft./7.6 m	35 ft./10.6 m	40 ft./12.1 m
	200W Power Supply	20 ft./6.1 m	25 ft./7.6 m	35 ft./10.6 m	40 ft./12.1 m
	300W Power Supply	20 ft./6.1 m	25 ft./7.6 m	35 ft./10.6 m	40 ft./12.1 m
<b>Operating Environment</b>	-40 °C to +60 °C (-40 °F to +140 °F)				
<b>Module Dimensions (L x W x H)</b>	0.82 x 0.51 x 99.2" (21 x 13 x 2520 mm)				
<b>Warranty</b>	Limited system warranty of up to five (5) years				
<b>System Certifications</b>	UL Recognized #E219167, UL Classified #E229508, CE, UKCA, IP66, Acceptable to use in dry, damp, and wet locations.				

# Tetra® Contour Flex Components

SKU	Model	Description	Color	Quantity	Additional Information
93145723	GEXNFS65-1	Tetra® Contour Flex 6500K	White	12/box	Unit Length: 8.4 ft. (2.6m)
93145722	GEXNFS32-1	Tetra® Contour Flex 3200K	Warm White	12/box	Unit Length: 8.4 ft. (2.6m)
93145724	GEXNFSRD-1	Tetra® Contour Flex Red	Red	12/box	Unit Length: 8.4 ft. (2.6m)
93145725	GEXNFSGL-1	Tetra® Contour Flex Green	Green	12/box	Unit Length: 8.4 ft. (2.6m)
93145726	GEXNFSBL-1	Tetra® Contour Flex Blue	Blue	12/box	Unit Length: 8.4 ft. (2.6m)
93145727	GEXNFSYG-1	Tetra® Contour Flex Amber	Amber	12/box	Unit Length: 8.4 ft. (2.6m)
93145728	GEXNFSRC-1	Tetra® Contour Flex Red-Orange	Red-Orange	12/box	Unit Length: 8.4 ft. (2.6m)

## Accessories

	SKU	Description	Color	Quantity	Additional Information
<b>Mounting and Cutting Supplies</b>	93150450	Tetra Contour Flex Endcap GEXNFEC-1		20/box	
	93150511	Tetra Contour Flex Mounting Clip GEXNFMC-1		50/box	
	93150512	Tetra Contour Flex 8 ft. Rail GEXNFR-1		20/box	Tetra Snap rail can also be used
<b>Optional</b>	GEXNWB2	Weather Box	White	20/bag	White, paintable surface
	GEXNLGEC15	Tetra Contour Light Guide End Cap	White	20/bag	
	GEXNLGC15	Tetra Contour Light Guide Connector	White	20/bag	
	GEXNLGI15	Tetra Contour Light Guide 90° Inside Corner	White	20/bag	
	GEXNLGO15	Tetra Contour Light Guide 90° Outside Corner	White	20/bag	
	GEXNLGP15	Tetra Contour Light Guide 90° Planar Corner	White	20/bag	
	GERDXNLGEC15	Tetra Contour Light Guide End Cap	Red	20/bag	
	GERDXNLGC15	Tetra Contour Light Guide Connector	Red	20/bag	
	GERDXNLGI15	Tetra Contour Light Guide 90° Inside Corner	Red	20/bag	
	GERDXNLGO15	Tetra Contour Light Guide 90° Outside Corner	Red	20/bag	
	GERDXNLGP15	Tetra Contour Light Guide 90° Planar Corner	Red	20/bag	
	GEPOXNLGC15	Tetra Contour Light Guide Connector	Orange	20/bag	
	GEPOXNLGEC15	Tetra Contour Light Guide End Cap	Orange	20/bag	
	GEPOXNLGI15	Tetra Contour Light Guide 90° Inside Corner	Orange	20/bag	
	GEPOXNLGO15	Tetra Contour Light Guide 90° Outside Corner	Orange	20/bag	
	GEPOXNLGP15	Tetra Contour Light Guide 90° Planar Corner	Orange	20/bag	
	GEYAXNLGC15	Tetra Contour Light Guide Connector	Yellow	20/bag	
	GEYAXNLGEC15	Tetra Contour Light Guide End Cap	Yellow	20/bag	
	GEYAXNLGI15	Tetra Contour Light Guide 90° Inside Corner	Yellow	20/bag	
	GEYAXNLGO15	Tetra Contour Light Guide 90° Outside Corner	Yellow	20/bag	
	GEYAXNLGP15	Tetra Contour Light Guide 90° Planar Corner	Yellow	20/bag	
	GEGLXNLGEC15	Tetra Contour Light Guide End Cap	Green	20/bag	
	GEGLXNLGC15	Tetra Contour Light Guide Connector	Green	20/bag	
	GEGLXNLGI15	Tetra Contour Light Guide 90° Inside Corner	Green	20/bag	
	GEGLXNLGO15	Tetra Contour Light Guide 90° Outside Corner	Green	20/bag	
	GEGLXNLGP15	Tetra Contour Light Guide 90° Planar Corner	Green	20/bag	
	GEBLXNLGEC15	Tetra Contour Light Guide End Cap Blue	Blue	20/bag	
	GEBLXNLGC15	Tetra Contour Light Guide Connector	Blue	20/bag	
	GEBLXNLGI15	Tetra Contour Light Guide 90° Inside Corner	Blue	20/bag	
	GEBLXNLGO15	Tetra Contour Light Guide 90° Outside Corner	Blue	20/bag	
GEBLXNLGP15	Tetra Contour Light Guide 90° Planar Corner	Blue	20/bag		