

EVOLVE

Duna EPDU Series LED Post Top Lighting



Project Name _____

Date _____ Type _____

Notes _____

GLI Brands Utility Roadway Representatives Exclusively

- 20" and 28" sizes in dual arm post top, pole and wall mount
- High performance optics up to 35,000 lumens
- Elegant form factor
- Diffusion lens option
- UL/cUL listed for wet locations, IP66 and 4G/1.5G vibration rated

CONSTRUCTION

Housing:	Low Copper Aluminum alloy
Lens:	Standard Lens (CLR) IK08, Clear Polycarbonate Lens (CP) IK10
Paint:	Die Cast Aluminum, Black, Dark Bronze, RAL & Customer colors available
Weight:	20" - 35lbs (15.9kg), 28" - 56lbs (25.4kg)

OPTICAL SYSTEM

Lumens:	20" Size: 3000-17000, 28" size: 18000-35000
Distribution:	20": Type I, Type II, Type III, Type IV Wide, Type V Square, Type V Narrow, Type V Wide, Type V Rectangular & Type V Wide Round. 28": Type III Asymmetric, Type V Symmetric
Efficacy:	20": 95 - 133; 28": 103-140 LPW
CCT:	Amber, 2700K, 3000K, 4000K, & 5000K
CRI (Min):	70, 80 & 90

ELECTRICAL

Input Voltage:	120-277V, 347, 480
Power Factor:	>0.90
Total Harmonic Distortion:	>20%

SURGE PROTECTION*

Standard
20kV/10kA

*Per ANSI C136.2-2015

WARRANTY

5 Year (Standard)

10 Year (Optional)

LUMEN MAINTENANCE

Projected Lxx per IES TM-21 at 25°C

SKU	LXX(10K) @ Hours		
	25,000 HR	50,000 HR	60,000 HR
EPDU	L97	L93	L92

Note: Projected LXX based on LM80 (> 10,000 hour testing). Accepted Industry tolerances apply to initial luminous flux and lumen maintenance measurements.

AMBIENT TEMPERATURE FACTOR

Ambient Temp (°C)	Initial Flux Factor	Ambient Temp (°C)	Initial Flux Factor
10	1.02	30	0.99
20	1.01	40	0.98
25	1.00		

RATINGS

Operating Temperature:	-40°C to 40°C
Vibration:	4G/1.5G
LM-79:	Available upon request
EPA:	.42 to 1.16

CONTROLS

Dimming:	Standard 0-10V, DALI (U Option)
Sensors:	Occupancy and Photocell located on the top of the fixture

EPDU

PROD. ID	SIZE	VOLTAGE	LUMEN OUTPUT	DISTRIBUTION	CCT	LENS	ROTATION	CONTROLS PER ANSI C136.41	MOUNTING	COLOR	OPTIONS
E = Evolve	20 = 20" Size	0 = 120-277V	03 = 3000* No Lens/ Clear Lens	A = Type I No Lens/Clear Lens	AM = Amber 595nm	NL = No Lens	N = No Rotation	1 = None	PT34 = 4" Post Top for 2 7/8' x 4" Tenon*	BLCK = Black	BC = Back-light Control
P = Post Top	28 = 28" Size	D = 347V	07 = 7000* No Lens/ Clear Lens	B = Type II No Lens/Clear Lens	28 = 27000K, 80CRI	CL = Clear Lens	L = Optic Rotation Left	A = 7-Pin Receptacle	PT35 = 5" Post Top for 2 7/8' x 4" Tenon**	DKBZ = Dark Bronze	TP = Tamper Proof Latch
DU = Duna		5 = 480V	10 = 10000* No Lens/ Clear Lens	C = Type III No Lens/Clear Lens	30 = 3000K, 70CRI	HD = High Diffusion Lens	R = Optic Rotation Right	D = 7-Pin Receptacle W/Shorting Cap			U = DALI
			15 = 15000* No Lens/ Clear Lens	D = Type IV, Wide, No Lens/ Clear Lens	38 = 3000K, 80CRI			E = 7 Pin Receptacle with Long Life non- Dimming PE Control			Y = Coastal
			17 = 17000* No Lens/ Clear Lens	F = Type V, Square Medium, No Lens/Clear Lens	39 = 3000K, 90CRI						XXX = Special Options
			20 = 20000** No Lens/ Clear Lens	G = Type V, Square Narrow, No Lens/Clear Lens	40 = 4000K, 70CRI						
			22 = 22000** No Lens/ Clear Lens	H = Type V, Rectangular, No Lens/Clear Lens	48 = 4000K, 80CRI						
			24 = 24000** No Lens/ Clear Lens	I = Type V, Wide Round, No Lens/Clear Lens	50 = 5000K, 70CRI						
			27 = 27000** No Lens/ Clear Lens	J = Type III**, Asymmetric, High Diffusion Lens							
			30 = 30000** No Lens/ Clear Lens	K = Type V**, Symmetric, High Diffusion Lens							
			35 = 35000** No Lens/ Clear Lens								
			03 = 3000* High Diffusion Lens								
			07 = 7000* High Diffusion Lens								
			09 = 9000* High Diffusion Lens								
			13 = 13000* High Diffusion Lens								
			15 = 15000* High Diffusion Lens								
			18 = 18000** High Diffusion Lens								
			20 = 20000** High Diffusion Lens								
			25 = 25000** High Diffusion Lens								

*Only 20" size

**Only 28" size

PERFORMANCE DATA (70 CRI)

LUMEN OUTPUT	REFRACTOR		TYPICAL INITIAL LUMENS			WATTAGE	BUG RATINGS		
	DIST CODE	CODE	3000K	4000K	5000K	120-277V	3000K	4000K	5000K
03	A	NL	2932	3119	3098	25	B0-U0-G1	B0-U0-G1	B0-U0-G1
03	A	NL-BC	1994	2121	2107	25	B0-U0-G0	B0-U0-G0	B0-U0-G0
03	B	NL	2943	3099	3110	25	B1-U0-G1	B1-U0-G1	B1-U0-G1
03	B	NL-BC	1724	1834	1822	25	B0-U0-G1	B0-U0-G1	B0-U0-G1
03	C	NL	3007	3200	3178	25	B1-U0-G1	B1-U0-G1	B1-U0-G1
03	C	NL-BC	1830	1947	1934	25	B0-U0-G1	B0-U0-G1	B0-U0-G1
03	D	NL	3056	3251	3229	25	B0-U0-G1	B0-U0-G1	B0-U0-G1
03	D	NL-BC	2235	2377	2362	25	B0-U0-G1	B0-U0-G1	B0-U0-G1
03	E	NL	3171	3374	3351	25	B1-U0-G1	B1-U0-G1	B1-U0-G1
03	E	NL-BC	1912	2034	2020	25	B0-U0-G1	B0-U0-G1	B0-U0-G1
03	F	NL	2931	3119	3098	25	B2-U0-G1	B2-U0-G1	B2-U0-G1
03	G		2694	2866	2847	25	B2-U0-G1	B2-U0-G1	B2-U0-G1
03	H		3054	3250	3228	25	B2-U0-G2	B2-U0-G2	B2-U0-G2
03	I		3043	3237	3216	25	B2-U0-G1	B2-U0-G1	B2-U0-G1
03	A	CL	2773	2951	2930	25	B0-U0-G1	B0-U0-G1	B0-U0-G1
03	A	CL-BC	1886	2007	1993	25	B0-U0-G1	B0-U0-G1	B0-U0-G1
03	B	CL	2784	2963	2942	25	B1-U0-G1	B1-U0-G1	B1-U0-G1
03	B	CL-BC	1631	1736	1723	25	B0-U0-G1	B0-U0-G1	B0-U0-G1
03	C	CL	2845	3028	3007	25	B1-U0-G1	B1-U0-G1	B1-U0-G1
03	C	CL-BC	1806	1922	1909	25	B0-U0-G1	B0-U0-G1	B0-U0-G1
03	D	CL	2891	3076	3055	25	B0-U0-G1	B0-U0-G1	B0-U0-G1
03	D	CL-BC	2114	2250	2234	25	B0-U0-G1	B0-U0-G1	B0-U0-G1
03	E	CL	2999	3192	3169	25	B1-U0-G1	B1-U0-G1	B1-U0-G1
03	E	CL-BC	1808	1924	1911	25	B0-U0-G1	B0-U0-G1	B0-U0-G1
03	F	CL	2773	2950	2931	25	B1-U0-G1	B2-U0-G1	B2-U0-G1
03	G		2549	2712	2693	25	B0-U0-G1	B2-U0-G1	B2-U0-G1
03	H		2890	3075	3054	25	B2-U0-G2	B2-U0-G2	B2-U0-G2
03	I		2879	3064	3042	25	B2-U0-G1	B2-U0-G1	B2-U0-G1
03	C	HD	2816	2997	3020	30	B1-U0-G1	B1-U0-G1	B1-U0-G1
03	I	HD	2917	3105	3084	30	B1-U0-G1	B1-U0-G1	B1-U0-G1

PERFORMANCE DATA (70 CRI) - CONTINUED

LUMEN OUTPUT	REFRACTOR		TYPICAL INITIAL LUMENS			WATTAGE	BUG RATINGS		
	DIST CODE	CODE	3000K	4000K	5000K	120-277V	3000K	4000K	5000K
07	A	NL	6754	7187	7138	65	B1-U0-G1	B1-U0-G1	B1-U0-G1
07	A	NL-BC	4392	4673	4641	65	B0-U0-G1	B0-U0-G1	B0-U0-G1
07	B	NL	6571	6992	6944	65	B1-U0-G2	B1-U0-G2	B1-U0-G2
07	B	NL-BC	3799	4042	4014	65	B0-U0-G1	B0-U0-G1	B0-U0-G1
07	C	NL	6625	7051	7002	65	B1-U0-G2	B1-U0-G2	B1-U0-G2
07	C	NL-BC	4032	4291	4261	65	B0-U0-G1	B0-U0-G1	B0-U0-G1
07	D	NL	6788	7223	7174	65	B1-U0-G2	B1-U0-G2	B1-U0-G2
07	D	NL-BC	4924	5239	5203	65	B0-U0-G2	B0-U0-G2	B0-U0-G2
07	E	NL	6900	7343	7291	65	B1-U0-G2	B1-U0-G2	B1-U0-G2
07	E	NL-BC	4212	4482	4451	65	B0-U0-G2	B0-U0-G2	B0-U0-G2
07	F	NL	7025	7477	7425	65	B3-U0-G1	B3-U0-G1	B3-U0-G1
07	G		6964	7410	7323	65	B3-U0-G1	B3-U0-G1	B3-U0-G1
07	H		7038	7489	7437	65	B3-U0-G3	B3-U0-G3	B3-U0-G3
07	I		7011	7460	7409	65	B3-U0-G2	B3-U0-G2	B3-U0-G2
07	A	CL	6432	6844	6798	65	B1-U0-G1	B1-U0-G1	B1-U0-G1
07	A	CL-BC	4182	4450	4420	65	B0-U0-G1	B0-U0-G1	B0-U0-G1
07	B	CL	6258	6659	6613	65	B1-U0-G1	B1-U0-G1	B1-U0-G1
07	B	CL-BC	3617	3849	3823	65	B0-U0-G1	B0-U0-G1	B0-U0-G1
07	C	CL	6310	6714	6668	65	B1-U0-G2	B1-U0-G2	B1-U0-G2
07	C	CL-BC	3599	3829	3803	65	B0-U0-G1	B0-U0-G1	B0-U0-G1
07	D	CL	6465	6879	6832	65	B1-U0-G2	B1-U0-G2	B1-U0-G2
07	D	CL-BC	4688	4990	4955	65	B0-U0-G2	B0-U0-G2	B0-U0-G2
07	E	CL	6572	6993	6944	65	B1-U0-G2	B1-U0-G2	B1-U0-G2
07	E	CL-BC	4011	4268	4238	65	B0-U0-G2	B0-U0-G2	B0-U0-G2
07	F	CL	6691	7119	7070	65	B3-U0-G1	B3-U0-G1	B3-U0-G1
07	G		6632	7058	7009	65	B2-U0-G1	B2-U0-G1	B2-U0-G1
07	H		6702	7131	7082	65	B3-U0-G3	B3-U0-G3	B3-U0-G3
07	I		6676	7104	7055	65	B3-U0-G2	B3-U0-G2	B3-U0-G2
07	C	HD	6047	6047	6236	70	B2-U0-G2	B2-U0-G2	B2-U0-G2
07	I	HD	6221	6619	6525	70	B2-U0-G1	B2-U0-G1	B2-U0-G1

PERFORMANCE DATA (70 CRI) - CONTINUED

LUMEN OUTPUT	REFRACTOR		TYPICAL INITIAL LUMENS			WATTAGE	BUG RATINGS		
	DIST CODE	CODE	3000K	4000K	5000K	120-277V	3000K	4000K	5000K
10	A	NL	9315	9913	9845	75	B1-U0-G1	B1-U0-G1	B1-U0-G1
10	A	NL-BC	6058	6445	6402	75	B0-U0-G1	B0-U0-G1	B0-U0-G1
10	B	NL	9063	9644	6578	75	B2-U0-G2	B2-U0-G2	B2-U0-G2
10	B	NL-BC	5239	5575	5536	75	B0-U0-G1	B0-U0-G1	B0-U0-G1
10	C	NL	9139	9725	9657	75	B2-U0-G2	B2-U0-G2	B2-U0-G2
10	C	NL-BC	5561	5877	5561	75	B0-U0-G2	B0-U0-G2	B0-U0-G2
10	D	NL	9362	9362	9876	75	B1-U0-G2	B1-U0-G2	B1-U0-G2
10	D	NL-BC	6791	7226	70168	75	B1-U0-G2	B0-U0-G2	B0-U0-G2
10	E	NL	9518	10129	10058	75	B1-U0-G2	B1-U0-G2	B1-U0-G2
10	E	NL-BC	5809	6181	6138	75	B0-U0-G2	B0-U0-G2	B0-U0-G2
10	F	NL	9691	10312	10240	75	B3-U0-G1	B3-U0-G1	B3-U0-G1
10	G		9606	10222	10151	75	B3-U0-G1	B3-U0-G1	B3-U0-G1
10	H		9706	10328	10258	75	B3-U0-G3	B3-U0-G3	B3-U0-G3
10	I		9669	10289	10217	75	B4-U0-G2	B4-U0-G2	B4-U0-G2
10	A	CL	8871	9760	9374	75	B1-U0-G1	B1-U0-G1	B1-U0-G1
10	A	CL-BC	5769	6138	6096	75	B0-U0-G1	B0-U0-G1	B0-U0-G1
10	B	CL	8631	9183	9121	75	B2-U0-G2	B2-U0-G2	B2-U0-G2
10	B	CL-BC	4989	5309	5272	75	B0-U0-G1	B0-U0-G1	B0-U0-G1
10	C	CL	8703	9260	9197	75	B1-U0-G2	B1-U0-G2	B1-U0-G2
10	C	CL-BC	4964	5282	5245	75	B1-U0-G1	B1-U0-G1	B1-U0-G1
10	D	CL	8916	9487	9423	75	B1-U0-G2	B1-U0-G2	B1-U0-G2
10	D	CL-BC	6467	6881	6834	75	B0-U0-G2	B0-U0-G2	B0-U0-G2
10	E	CL	9065	9646	9579	75	B1-U0-G2	B1-U0-G2	B1-U0-G2
10	E	CL-BC	5532	5887	5845	75	B0-U0-G2	B0-U0-G2	B0-U0-G2
10	F	CL	9228	9820	9752	75	B3-U0-G1	B3-U0-G1	B3-U0-G1
10	G		9147	9734	9668	75	B3-U0-G1	B3-U0-G1	B3-U0-G1
10	H		9244	9836	9769	75	B3-U0-G3	B3-U0-G3	B3-U0-G3
10	I		9208	9798	9732	75	B4-U0-G2	B4-U0-G2	B4-U0-G2
10	C	HD	7853	8356	8299	80	B2-U0-G2	B2-U0-G2	B2-U0-G2
10	I	HD	8080	8684	8684	80	B2-U0-G2	B3-U0-G2	B3-U0-G2

PERFORMANCE DATA (70 CRI) - CONTINUED

LUMEN OUTPUT	REFRACTOR		TYPICAL INITIAL LUMENS			WATTAGE	BUG RATINGS		
	DIST CODE	CODE	3000K	4000K	5000K	120-277V	3000K	4000K	5000K
15	A	NL	13533	14399	14301	110	B1-U0-G1	B1-U0-G1	B1-U0-G1
15	A	NL-BC	8799	9363	9300	110	B1-U0-G1	B1-U0-G1	B1-U0-G1
15	B	NL	13165	14009	13913	110	B2-U0-G2	B2-U0-G2	B2-U0-G2
15	B	NL-BC	7611	8098	8042	110	B1-U0-G2	B1-U0-G2	B1-U0-G2
15	C	NL	13275	14126	14030	110	B2-U0-G3	B2-U0-G3	B2-U0-G3
15	C	NL-BC	8079	8596	8538	110	B1-U0-G2	B1-U0-G2	B1-U0-G2
15	D	NL	13601	14472	14373	110	B1-U0-G3	B1-U0-G3	B1-U0-G3
15	D	NL-BC	9865	10497	10425	110	B1-U0-G2	B1-U0-G3	B1-U0-G3
15	E	NL	13857	14713	14611	110	B2-U0-G3	B2-U0-G3	B2-U0-G3
15	E	NL-BC	8437	8978	8916	110	B0-U0-G2	B0-U0-G2	B0-U0-G2
15	F	NL	14077	14979	14876	110	B4-U0-G2	B4-U0-G2	B4-U0-G2
15	G		13953	14848	14747	110	B4-U0-G1	B4-U0-G1	B4-U0-G1
15	H		14100	15004	14901	110	B4-U0-G4	B4-U0-G4	B4-U0-G4
15	I		14046	14946	14844	110	B4-U0-G2	B4-U0-G2	B4-U0-G3
15	A	CL	12803	13624	13531	110	B1-U0-G1	B1-U0-G1	B1-U0-G1
15	A	CL-BC	9298	8325	8798	110	B1-U0-G1	B1-U0-G1	B1-U0-G1
15	B	CL	12455	13254	13164	110	B2-U0-G2	B2-U0-G2	B2-U0-G2
15	B	CL-BC	7200	7661	7610	110	B1-U0-G1	B1-U0-G1	B1-U0-G1
15	C	CL	12560	13365	13273	110	B2-U0-G3	B2-U0-G3	B2-U0-G3
15	C	CL-BC	7163	7622	7570	110	B1-U0-G2	B1-U0-G2	B1-U0-G2
15	D	CL	12868	13692	13599	110	B1-U0-G3	B1-U0-G3	B1-U0-G3
15	D	CL-BC	9333	9931	9864	110	B1-U0-G2	B1-U0-G2	B1-U0-G2
15	E	CL	13081	13920	13823	110	B2-U0-G3	B2-U0-G3	B2-U0-G3
15	E	CL-BC	7983	8495	8436	110	B0-U0-G2	B0-U0-G2	B0-U0-G2
15	F	CL	13318	14172	14075	110	B3-U0-G2	B4-U0-G2	B4-U0-G2
15	G		13202	14048	13951	110	B3-U0-G1	B4-U0-G1	B4-U0-G1
15	H		13341	14195	14099	110	B4-U0-G4	B4-U0-G4	B4-U0-G4
15	I		13290	14141	14044	110	B4-U0-G2	B4-U0-G2	B4-U0-G2
15	C	HD	11577	12320	12236	115	B2-U0-G2	B2-U0-G2	B2-U0-G2
15	I	HD	11912	12676	12588	115	B3-U0-G2	B3-U0-G2	B3-U0-G2

PERFORMANCE DATA (70 CRI) - CONTINUED

LUMEN OUTPUT	REFRACTOR		TYPICAL INITIAL LUMENS			WATTAGE	BUG RATINGS		
	DIST CODE	CODE	3000K	4000K	5000K	120-277V	3000K	4000K	5000K
17	A	NL	15323	16306	16194	140	B2-U0-G2	B2-U0-G2	B2-U0-G2
17	A	NL-BC	9964	10603	10530	140	B1-U0-G1	B1-U0-G1	B1-U0-G1
17	B	NL	14897	15852	15743	140	B2-U0-G2	B2-U0-G2	B2-U0-G2
17	B	NL-BC	8618	9169	9107	140	B1-U0-G2	B1-U0-G2	B1-U0-G2
17	C	NL	15032	15996	15886	140	B2-U0-G3	B2-U0-G3	B2-U0-G3
17	C	NL-BC	9147	9733	9667	140	B1-U0-G2	B1-U0-G2	B1-U0-G2
17	D	NL	15400	16387	16275	140	B1-U0-G3	B1-U0-G3	B1-U0-G3
17	D	NL-BC	11170	11886	11804	140	B1-U0-G3	B1-U0-G3	B1-U0-G3
17	E	NL	15656	16660	16544	140	B2-U0-G3	B2-U0-G4	B2-U0-G4
17	E	NL-BC	9554	10166	10095	140	B0-U0-G2	B0-U0-G2	B0-U0-G2
17	F	NL	15939	16962	16845	140	B4-U0-G2	B4-U0-G2	B4-U0-G2
17	G		15801	16813	16698	140	B4-U0-G1	B4-U0-G1	B4-U0-G1
17	H		15966	16990	16874	140	B4-U0-G4	B4-U0-G4	B4-U0-G4
17	I		15906	16925	16808	140	B4-U0-G3	B4-U0-G3	B4-U0-G3
17	A	CL	14541	15476	15367	140	B1-U0-G2	B1-U0-G2	B1-U0-G2
17	A	CL-BC	9456	10061	9993	140	B1-U0-G1	B1-U0-G1	B1-U0-G1
17	B	CL	14146	15053	14950	140	B2-U0-G2	B2-U0-G2	B2-U0-G2
17	B	CL-BC	8178	8702	8642	140	B1-U0-G2	B1-U0-G2	B1-U0-G2
17	C	CL	14265	15179	15076	140	B2-U0-G3	B2-U0-G3	B2-U0-G3
17	C	CL-BC	8136	8657	8598	140	B1-U0-G2	B1-U0-G2	B1-U0-G2
17	D	CL	14614	15551	15445	140	B1-U0-G3	B1-U0-G3	B1-U0-G3
17	D	CL-BC	10600	11279	11203	140	B1-U0-G3	B1-U0-G3	B1-U0-G3
17	E	CL	14858	15811	15700	140	B2-U0-G3	B2-U0-G3	B2-U0-G3
17	E	CL-BC	9067	9649	9581	140	B0-U0-G2	B0-U0-G2	B0-U0-G2
17	F	CL	15126	16095	15985	140	B4-U0-G2	B4-U0-G2	B4-U0-G2
17	G		14994	15955	15846	140	B4-U0-G1	B4-U0-G1	B4-U0-G1
17	H		15152	16122	16012	140	B4-U0-G4	B4-U0-G4	B4-U0-G4
17	I		15094	16061	15951	140	B4-U0-G3	B4-U0-G3	B4-U0-G3
17	C	HD	13240	13992	13897	150	B2-U0-G2	B3-U0-G3	B3-U0-G3
17	I	HD	13623	14396	14298	150	B3-U0-G2	B3-U0-G2	B3-U0-G2

PERFORMANCE DATA (70 CRI) - CONTINUED

LUMEN OUTPUT	REFRACTOR		TYPICAL INITIAL LUMENS			WATTAGE	BUG RATINGS		
	DIST CODE	CODE	3000K	4000K	5000K	120-277V	3000K	4000K	5000K
20	A	NL	20122	20629	20864	155	B2-U0-G2	B2-U0-G2	B2-U0-G2
20	A	NL-BC	12259	12567	12710	155	B1-U0-G1	B1-U0-G1	B1-U0-G1
20	B	NL	18771	19243	19382	155	B3-U0-G3	B3-U0-G3	B3-U0-G3
20	B	NL-BC	11542	11005	11131	155	B1-U0-G2	B1-U0-G2	B1-U0-G2
20	C	NL	19043	19522	19745	155	B3-U0-G4	B3-U0-G4	B3-U0-G4
20	C	NL-BC	11591	11882	12018	155	B1-U0-G2	B1-U0-G2	B1-U0-G2
20	D	NL	19518	20008	20237	155	B2-U0-G4	B2-U0-G4	B2-U0-G4
20	D	NL-BC	13771	14117	14279	155	B1-U0-G3	B1-U0-G3	B1-U0-G3
20	E	NL	19688	20183	20414	155	B2-U0-G4	B2-U0-G4	B2-U0-G4
20	E	NL-BC	12182	12488	12631	155	B0-U0-G3	B0-U0-G3	B0-U0-G3
20	F	NL	19919	20421	20655	155	B4-U0-G2	B4-U0-G2	B4-U0-G2
20	G		20247	20758	20995	155	B4-U0-G1	B4-U0-G1	B4-U0-G1
20	H		19981	20485	20718	155	B4-U0-G4	B4-U0-G4	B4-U0-G4
20	I		20496	21011	21252	155	B5-U0-G3	B5-U0-G3	B5-U0-G3
20	A	CL	19116	19597	19821	155	B2-U0-G2	B2-U0-G2	B2-U0-G2
20	A	CL-BC	11646	11939	12075	155	B1-U0-G1	B1-U0-G1	B1-U0-G1
20	B	CL	17832	18281	18490	155	B3-U0-G3	B3-U0-G3	B3-U0-G3
20	B	CL-BC	10199	10455	10575	155	B1-U0-G2	B1-U0-G2	B1-U0-G2
20	C	CL	18091	18546	18757	155	B3-U0-G4	B3-U0-G4	B3-U0-G4
20	C	CL-BC	10873	11147	11274	155	B1-U0-G3	B1-U0-G3	B1-U0-G3
20	D	CL	18542	19008	19226	155	B1-U0-G4	B2-U0-G4	B2-U0-G4
20	D	CL-BC	13082	13412	13565	155	B1-U0-G3	B1-U0-G3	B1-U0-G3
20	E	CL	18703	19174	19393	155	B2-U0-G4	B2-U0-G4	B2-U0-G4
20	E	CL-BC	11573	11864	12000	155	B0-U0-G3	B0-U0-G3	B0-U0-G3
20	F	CL	18924	19399	19622	155	B4-U0-G2	B4-U0-G2	B4-U0-G2
20	G		19235	19719	19944	155	B4-U0-G1	B4-U0-G1	B4-U0-G1
20	H		18982	19460	19683	155	B4-U0-G4	B4-U0-G4	B4-U0-G4
20	I		19471	19961	20718	155	B5-U0-G3	B5-U0-G3	B5-U0-G3
20	C	HD	16826	17249	17447	160	B3-U0-G3	B3-U0-G3	B3-U0-G3
20	I	HD	18128	17539	17739	160	B4-U0-G3	B4-U0-G3	B4-U0-G3

PERFORMANCE DATA (70 CRI) - CONTINUED

LUMEN OUTPUT	REFRACTOR		TYPICAL INITIAL LUMENS			WATTAGE	BUG RATINGS		
	DIST CODE	CODE	3000K	4000K	5000K	120-277V	3000K	4000K	5000K
22	A	NL	22554	23121	23386	170	B2-U0-G2	B2-U0-G2	B2-U0-G2
22	A	NL-BC	13740	14085	14246	170	B1-U0-G1	B1-U0-G1	B1-U0-G1
22	B	NL	21039	21568	21815	170	B3-U0-G3	B3-U0-G3	B3-U0-G3
22	B	NL-BC	12032	12335	12476	170	B1-U0-G2	B1-U0-G2	B1-U0-G2
22	C	NL	21344	21881	22130	170	B3-U0-G4	B3-U0-G4	B3-U0-G4
22	C	NL-BC	12991	13318	13470	170	B1-U0-G2	B1-U0-G2	B1-U0-G2
22	D	NL	21876	22427	22683	170	B2-U0-G4	B2-U0-G4	B2-U0-G4
22	D	NL-BC	15823	15823	16004	170	B1-U0-G3	B1-U0-G3	B1-U0-G3
22	E	NL	22068	22623	22881	170	B2-U0-G4	B2-U0-G4	B2-U0-G4
22	E	NL-BC	13655	13998	14158	170	B0-U0-G3	B0-U0-G3	B0-U0-G3
22	F	NL	22327	22889	23150	170	B4-U0-G2	B4-U0-G2	B4-U0-G2
22	G		22694	23265	23532	170	B4-U0-G2	B4-U0-G2	B4-U0-G2
22	H		22396	22960	23221	170	B4-U0-G4	B4-U0-G4	B5-U0-G5
22	I		22973	23551	23821	170	B5-U0-G3	B5-U0-G3	B5-U0-G3
22	A	CL	20995	21523	21769	170	B2-U0-G2	B2-U0-G2	B2-U0-G2
22	A	CL-BC	13463	13802	13959	170	B1-U0-G1	B1-U0-G1	B1-U0-G1
22	B	CL	19585	20078	20308	170	B3-U0-G3	B3-U0-G3	B3-U0-G3
22	B	CL-BC	11791	12087	12225	170	B1-U0-G2	B1-U0-G2	B1-U0-G2
22	C	CL	19869	20369	20601	170	B3-U0-G4	B3-U0-G4	B3-U0-G4
22	C	CL-BC	11942	12242	12382	170	B1-U0-G2	B1-U0-G2	B1-U0-G2
22	D	CL	20364	20876	21116	170	B2-U0-G4	B2-U0-G4	B2-U0-G4
22	D	CL-BC	15124	15505	15682	170	B1-U0-G3	B1-U0-G3	B1-U0-G3
22	E	CL	20543	21060	21300	170	B2-U0-G4	B2-U0-G4	B2-U0-G4
22	E	CL-BC	13380	13716	13873	170	B0-U0-G3	B0-U0-G3	B0-U0-G3
22	F	CL	20783	21307	21550	170	B4-U0-G2	B4-U0-G2	B4-U0-G2
22	G		21126	21657	21905	170	B4-U0-G2	B4-U0-G2	B4-U0-G2
22	H		20848	21373	21617	170	B4-U0-G4	B4-U0-G4	B5-U0-G5
22	I		21386	21923	22174	170	B5-U0-G3	B5-U0-G3	B5-U0-G3
22	C	HD	18198	18656	18869	180	B3-U0-G3	B3-U0-G3	B3-U0-G3
22	I	HD	18502	18968	19374	180	B4-U0-G3	B4-U0-G3	B4-U0-G3

PERFORMANCE DATA (70 CRI) - CONTINUED

LUMEN OUTPUT	REFRACTOR		TYPICAL INITIAL LUMENS			WATTAGE	BUG RATINGS		
	DIST CODE	CODE	3000K	4000K	5000K	120-277V	3000K	4000K	5000K
24	A	NL	23922	24524	24804	185	B2-U0-G2	B2-U0-G2	B2-U0-G2
24	A	NL-BC	14573	14939	15110	185	B1-U0-G1	B1-U0-G1	B1-U0-G1
24	B	NL	22315	22877	23138	185	B3-U0-G3	B3-U0-G3	B3-U0-G3
24	B	NL-BC	12762	13083	13233	185	B1-U0-G2	B1-U0-G2	B1-U0-G2
24	C	NL	22639	23208	23473	185	B3-U0-G4	B3-U0-G4	B3-U0-G4
24	C	NL-BC	13780	14127	14288	185	B1-U0-G2	B1-U0-G2	B1-U0-G2
24	D	NL	23203	23788	24059	185	B2-U0-G4	B2-U0-G4	B2-U0-G4
24	D	NL-BC	16371	16783	16975	185	B1-U0-G3	B1-U0-G3	B1-U0-G3
24	E	NL	23407	23996	24270	185	B2-U0-G4	B2-U0-G4	B2-U0-G4
24	E	NL-BC	14483	14848	15017	185	B0-U0-G3	B0-U0-G3	B0-U0-G3
24	F	NL	23682	24277	24554	185	B4-U0-G2	B4-U0-G2	B4-U0-G2
24	G		24071	24677	24958	185	B4-U0-G2	B4-U0-G2	B4-U0-G2
24	H		23755	24352	24630	185	B4-U0-G4	B4-U0-G4	B5-U0-G5
24	I		24367	24979	25266	185	B5-U0-G3	B5-U0-G3	B5-U0-G3
24	A	CL	22281	23103	23367	185	B2-U0-G2	B2-U0-G2	B2-U0-G2
24	A	CL-BC	14451	14815	14984	185	B1-U0-G1	B1-U0-G1	B1-U0-G1
24	B	CL	20785	21551	21798	185	B3-U0-G3	B3-U0-G3	B3-U0-G3
24	B	CL-BC	12656	12974	13122	185	B1-U0-G2	B1-U0-G2	B1-U0-G2
24	C	CL	21086	21863	22113	185	B3-U0-G4	B3-U0-G4	B3-U0-G4
24	C	CL-BC	12673	13141	13291	185	B1-U0-G2	B1-U0-G2	B1-U0-G2
24	D	CL	21612	22409	22665	185	B2-U0-G4	B2-U0-G4	B2-U0-G4
24	D	CL-BC	16234	16644	16834	185	B1-U0-G3	B1-U0-G3	B1-U0-G3
24	E	CL	22050	22605	22863	185	B2-U0-G4	B2-U0-G4	B2-U0-G4
24	E	CL-BC	14361	14723	14891	185	B0-U0-G3	B0-U0-G3	B0-U0-G3
24	F	CL	22057	22870	23132	185	B4-U0-G2	B4-U0-G2	B4-U0-G2
24	G		22421	23247	23513	185	B4-U0-G2	B4-U0-G2	B4-U0-G2
24	H		22126	22941	23204	185	B4-U0-G4	B4-U0-G4	B5-U0-G5
24	I		22696	23532	23801	185	B5-U0-G3	B5-U0-G3	B5-U0-G3

PERFORMANCE DATA (70 CRI) - CONTINUED

LUMEN OUTPUT	REFRACTOR		TYPICAL INITIAL LUMENS			WATTAGE	BUG RATINGS		
	DIST CODE	CODE	3000K	4000K	5000K	120-277V	3000K	4000K	5000K
27	A	NL	27857	28558	28885	220	B2-U0-G3	B2-U0-G3	B2-U0-G3
27	A	NL-BC	16970	17397	17596	220	B1-U0-G2	B1-U0-G2	B1-U0-G2
27	B	NL	25987	26640	26944	220	B3-U0-G3	B3-U0-G4	B3-U0-G4
27	B	NL-BC	14862	15235	15410	220	B1-U0-G2	B1-U0-G2	B1-U0-G2
27	C	NL	26363	27026	27335	220	B3-U0-G5	B3-U0-G5	B3-U0-G5
27	C	NL-BC	16046	16450	16638	220	B1-U0-G3	B1-U0-G3	B1-U0-G3
27	D	NL	27020	28286	28017	220	B2-U0-G4	B2-U0-G5	B2-U0-G5
27	D	NL-BC	19064	19544	19767	220	B1-U0-G4	B1-U0-G4	B1-U0-G4
27	E	NL	27256	27942	28261	220	B3-U0-G5	B3-U0-G5	B3-U0-G5
27	E	NL-BC	16866	17290	17487	220	B1-U0-G4	B1-U0-G4	B1-U0-G4
27	F	NL	27577	26650	28594	220	B5-U0-G3	B5-U0-G3	B5-U0-G3
27	G		28031	27710	29065	220	B5-U0-G2	B5-U0-G2	B5-U0-G2
27	H		27662	26670	28683	220	B5-U0-G5	B5-U0-G5	B5-U0-G5
27	I		28375	26687	29421	220	B5-U0-G4	B5-U0-G4	B5-U0-G4
27	A	CL	26300	26962	27270	220	B2-U0-G3	B2-U0-G3	B2-U0-G3
27	A	CL-BC	16865	17290	17487	220	B1-U0-G2	B1-U0-G2	B1-U0-G2
27	B	CL	24534	25152	25439	220	B3-U0-G3	B3-U0-G4	B3-U0-G4
27	B	CL-BC	14770	15142	15315	220	B1-U0-G2	B1-U0-G2	B1-U0-G2
27	C	CL	24890	25515	25807	220	B3-U0-G4	B3-U0-G5	B3-U0-G5
27	C	CL-BC	14780	15162	15335	220	B1-U0-G2	B1-U0-G2	B1-U0-G2
27	D	CL	25510	26152	26452	220	B2-U0-G4	B2-U0-G5	B2-U0-G5
27	D	CL-BC	18946	19423	19645	220	B1-U0-G4	B1-U0-G4	B1-U0-G4
27	E	CL	25734	26381	26682	220	B3-U0-G5	B3-U0-G5	B3-U0-G5
27	E	CL-BC	16761	17183	17379	220	B1-U0-G4	B1-U0-G4	B1-U0-G4
27	F	CL	26036	26691	26996	220	B4-U0-G2	B5-U0-G3	B5-U0-G3
27	G		26465	27131	27441	220	B5-U0-G2	B5-U0-G2	B5-U0-G2
27	H		26116	26774	27079	220	B5-U0-G5	B5-U0-G5	B5-U0-G5
27	I		26790	27463	27778	220	B5-U0-G4	B5-U0-G4	B5-U0-G4

PERFORMANCE DATA (70 CRI) - CONTINUED

LUMEN OUTPUT	REFRACTOR		TYPICAL INITIAL LUMENS			WATTAGE	BUG RATINGS		
	DIST CODE	CODE	3000K	4000K	5000K	120-277V	3000K	4000K	5000K
30	A	NL	30578	31347	31706	255	B2-U0-G3	B3-U0-G3	B3-U0-G3
30	A	NL-BC	18628	19096	19314	255	B1-U0-G1	B1-U0-G1	B1-U0-G1
30	B	NL	28524	29242	29576	255	B3-U0-G4	B3-U0-G4	B3-U0-G4
30	B	NL-BC	16313	16724	16915	255	B1-U0-G2	B1-U0-G2	B1-U0-G2
30	C	NL	28937	29665	30004	255	B3-U0-G5	B3-U0-G5	B3-U0-G5
30	C	NL-BC	16835	17258	17456	255	B1-U0-G3	B1-U0-G3	B1-U0-G3
30	D	NL	29660	30405	30753	255	B2-U0-G5	B2-U0-G5	B2-U0-G5
30	D	NL-BC	20927	21453	21698	255	B1-U0-G4	B1-U0-G4	B1-U0-G4
30	E	NL	29919	30671	31022	255	B3-U0-G5	B3-U0-G5	B3-U0-G5
30	E	NL-BC	21519	22060	22312	255	B1-U0-G4	B1-U0-G4	B1-U0-G4
30	F	NL	30270	31032	31385	255	B5-U0-G3	B5-U0-G3	B5-U0-G3
30	G		30769	31542	31903	255	B5-U0-G2	B5-U0-G2	B5-U0-G5
30	H		31119	31128	31483	255	B5-U0-G5	B5-U0-G5	B5-U0-G5
30	I		31146	31929	32295	255	B5-U0-G4	B5-U0-G4	B5-U0-G4
30	A	CL	29226	29962	30304	255	B2-U0-G3	B3-U0-G3	B3-U0-G3
30	A	CL-BC	17804	18252	18460	255	B1-U0-G2	B1-U0-G1	B1-U0-G2
30	B	CL	27263	27950	28268	255	B3-U0-G4	B3-U0-G4	B3-U0-G4
30	B	CL-BC	15592	15985	16167	255	B1-U0-G2	B1-U0-G2	B1-U0-G2
30	C	CL	27658	28354	28678	255	B3-U0-G5	B3-U0-G5	B3-U0-G5
30	C	CL-BC	16623	17042	17236	255	B1-U0-G3	B1-U0-G3	B1-U0-G3
30	D	CL	28348	29062	29394	255	B2-U0-G5	B2-U0-G5	B2-U0-G5
30	D	CL-BC	20002	20505	20739	255	B1-U0-G4	B1-U0-G4	B1-U0-G4
30	E	CL	28596	29316	29651	255	B3-U0-G5	B3-U0-G5	B3-U0-G5
30	E	CL-BC	17694	18139	18346	255	B1-U0-G4	B1-U0-G4	B1-U0-G4
30	F	CL	28932	29659	29999	255	B5-U0-G3	B5-U0-G3	B5-U0-G3
30	G		29408	30148	30493	255	B5-U0-G2	B5-U0-G2	B5-U0-G2
30	H		29022	29752	30091	255	B5-U0-G5	B5-U0-G5	B5-U0-G5
30	I		29769	30518	30867	255	B5-U0-G4	B5-U0-G4	B5-U0-G4
30	C	HD	25569	26213	26512	265	B3-U0-G3	B3-U0-G3	B3-U0-G3
30	I	HD	25998	26860	27168	265	B4-U0-G3	B4-U0-G3	B4-U0-G3

PERFORMANCE DATA (70 CRI) - CONTINUED

LUMEN OUTPUT	REFRACTOR		TYPICAL INITIAL LUMENS			WATTAGE	BUG RATINGS		
	DIST CODE	CODE	3000K	4000K	5000K	120-277V	3000K	4000K	5000K
35	A	NL	35165	36050	36463	315	B3-U0-G3	B3-U0-G3	B3-U0-G3
35	A	NL-BC	21423	21961	22213	315	B1-U0-G2	B1-U0-G1	B1-U0-G2
35	B	NL	32804	33629	34013	315	B3-U0-G4	B3-U0-G4	B3-U0-G4
35	B	NL-BC	18761	19233	19452	315	B1-U0-G2	B1-U0-G2	B1-U0-G2
35	C	NL	33278	34116	34506	315	B3-U0-G5	B3-U0-G5	B3-U0-G5
35	C	NL-BC	20256	20765	21003	315	B1-U0-G4	B1-U0-G4	B1-U0-G4
35	D	NL	34109	34967	35367	315	B2-U0-G5	B2-U0-G5	B2-U0-G5
35	D	NL-BC	24066	24672	24953	315	B1-U0-G4	B1-U0-G4	B1-U0-G4
35	E	NL	34408	35273	35676	315	B3-U0-G5	B3-U0-G5	B3-U0-G5
35	E	NL-BC	21289	21825	22074	315	B1-U0-G4	B1-U0-G4	B1-U0-G4
35	F	NL	34811	35687	36095	315	B5-U0-G3	B5-U0-G3	B5-U0-G3
35	G		35385	36275	36690	315	B5-U0-G2	B5-U0-G2	B5-U0-G3
35	H		34920	35798	36362	315	B5-U0-G5	B5-U0-G5	B5-U0-G5
35	I		35819	36720	37140	315	B5-U0-G4	B5-U0-G4	B5-U0-G4
35	A	CL	34828	35704	36112	315	B3-U0-G3	B3-U0-G3	B3-U0-G3
35	A	CL-BC	22334	22895	23157	315	B1-U0-G2	B1-U0-G2	B1-U0-G2
35	B	CL	32489	33306	33687	315	B3-U0-G4	B3-U0-G4	B3-U0-G4
35	B	CL-BC	19559	20051	20280	315	B1-U0-G2	B1-U0-G2	B1-U0-G2
35	C	CL	32960	33788	34175	315	B3-U0-G5	B3-U0-G5	B3-U0-G5
35	C	CL-BC	19810	20308	20540	315	B1-U0-G3	B1-U0-G3	B1-U0-G3
35	D	CL	33782	34632	35028	315	B2-U0-G5	B2-U0-G5	B2-U0-G5
35	D	CL-BC	25090	25720	26014	315	B1-U0-G4	B1-U0-G4	B1-U0-G4
35	E	CL	34077	34934	35333	315	B3-U0-G5	B3-U0-G5	B3-U0-G5
35	E	CL-BC	22195	22753	23013	315	B1-U0-G4	B1-U0-G4	B1-U0-G4
35	F	CL	34477	35345	35748	315	B5-U0-G3	B5-U0-G3	B5-U0-G3
35	G		35045	35927	36337	315	B5-U0-G2	B5-U0-G2	B5-U0-G3
35	H		34584	35454	35859	315	B5-U0-G5	B5-U0-G5	B5-U0-G5
35	I		35475	36368	36784	315	B5-U0-G4	B5-U0-G4	B5-U0-G4

For additional information on EPDU IES files, please click the following link:

[EPDU IES Files](#)

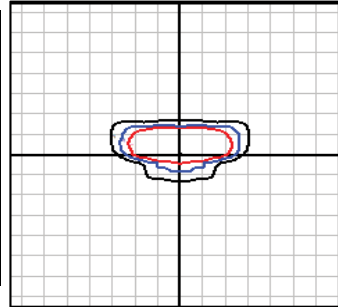
LUMEN MULTIPLIER			
CCT	70 CRI	80 CRI	90 CRI
2700K	-	0.859	-
3000K	0.941	0.912	0.703
3500K	-	0.906	-
4000K	1	0.894	0.734
5000K	1	0.879	0.711

PHOTOMETRIC PLOTS 20"

EPDU-20-0-17-A-40

LUMINAIRE DATA

Description	4000 Kelvin, 70CRI
Delivered Lumens	16306
Watts	140
Efficacy	116
IES Type	I
BUG Rating	B2-U0-G2
Mounting Height	20 ft
Grid Scale	20 ft



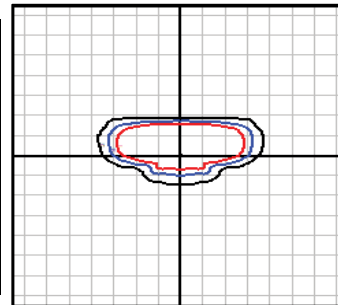
20' Mounting Height

- █ 1.0 FC
- █ 0.5 FC
- █ 0.2 FC

EPDU-20-0-17-B-40

LUMINAIRE DATA

Description	4000 Kelvin, 70CRI
Delivered Lumens	15852
Watts	140
Efficacy	113
IES Type	II
BUG Rating	B2-U0-G2
Mounting Height	20 ft
Grid Scale	20 ft



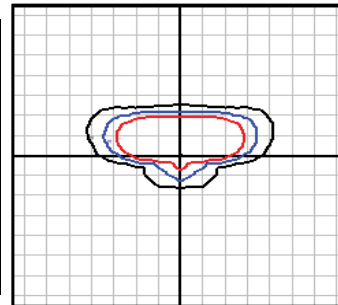
20' Mounting Height

- █ 1.0 FC
- █ 0.5 FC
- █ 0.2 FC

EPDU-20-0-17-C-40

LUMINAIRE DATA

Description	4000 Kelvin, 70CRI
Delivered Lumens	15996
Watts	140
Efficacy	114
IES Type	III
BUG Rating	B2-U0-G3
Mounting Height	20 ft
Grid Scale	20 ft



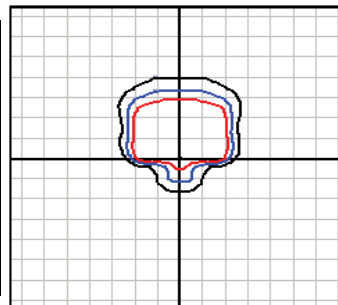
20' Mounting Height

- █ 1.0 FC
- █ 0.5 FC
- █ 0.2 FC

EPDU-20-0-17-D-40

LUMINAIRE DATA

Description	4000 Kelvin, 70CRI
Delivered Lumens	16387
Watts	140
Efficacy	117
IES Type	IV
BUG Rating	B1-U0-G4
Mounting Height	20 ft
Grid Scale	20 ft



20' Mounting Height

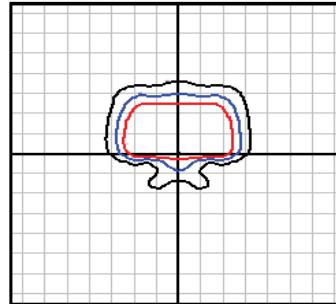
- █ 1.0 FC
- █ 0.5 FC
- █ 0.2 FC

PHOTOMETRIC PLOTS 20" - Continued

EPDU-20-0-17-E-40

LUMINAIRE DATA

Description	4000 Kelvin, 70CRI
Delivered Lumens	16660
Watts	138
Efficacy	121
IES Type	IV-Wide
BUG Rating	B2-U0-G4
Mounting Height	20 ft
Grid Scale	20 ft



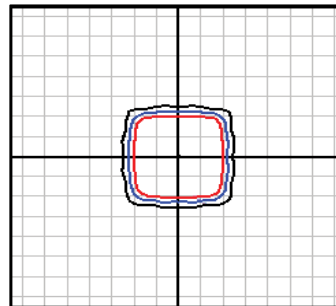
20' Mounting Height

- 1.0 FC
- 0.5 FC
- 0.2 FC

EPDU-20-0-17-F-40

LUMINAIRE DATA

Description	4000 Kelvin, 70CRI
Delivered Lumens	16962
Watts	140
Efficacy	121
IES Type	VS-Medium
BUG Rating	B4-U0-G2
Mounting Height	20 ft
Grid Scale	20 ft



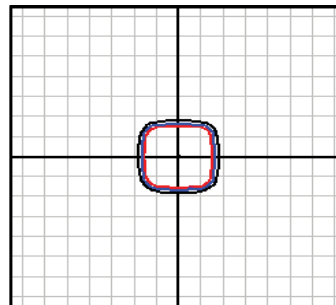
20' Mounting Height

- 1.0 FC
- 0.5 FC
- 0.2 FC

EPDU-20-0-17-G-40

LUMINAIRE DATA

Description	4000 Kelvin, 70CRI
Delivered Lumens	16813
Watts	140
Efficacy	120
IES Type	VS-Narrow
BUG Rating	B4-U0-G1
Mounting Height	20 ft
Grid Scale	20 ft



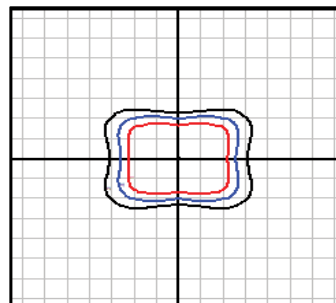
20' Mounting Height

- 1.0 FC
- 0.5 FC
- 0.2 FC

EPDU-20-0-17-H-40

LUMINAIRE DATA

Description	4000 Kelvin, 70CRI
Delivered Lumens	16990
Watts	140
Efficacy	121
IES Type	VS-Rectangular
BUG Rating	B4-U0-G4
Mounting Height	20 ft
Grid Scale	20 ft



20' Mounting Height

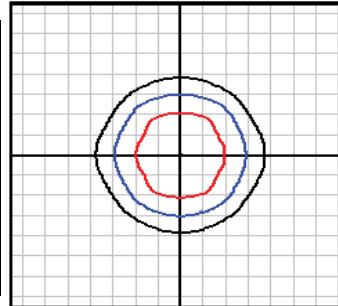
- 1.0 FC
- 0.5 FC
- 0.2 FC

PHOTOMETRIC PLOTS 20" - Continued

EPDU-20-0-17-I-40

LUMINAIRE DATA

Description	4000 Kelvin, 70CRI
Delivered Lumens	16925
Watts	140
Efficacy	121
IES Type	VS - Wide
BUG Rating	B4-U0-G3
Mounting Height	20 ft
Grid Scale	20 ft



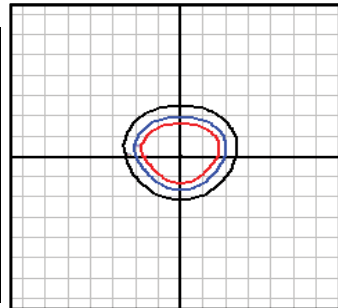
20' Mounting Height

- 1.0 FC
- 0.5 FC
- 0.2 FC

EPDU-20-0-15-J-40

LUMINAIRE DATA

Description	4000 Kelvin, 70CRI
Delivered Lumens	13992
Watts	150
Efficacy	93
IES Type	III - Diffused
BUG Rating	B3-U0-G3
Mounting Height	20 ft
Grid Scale	20 ft



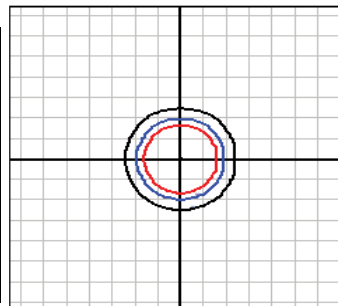
20' Mounting Height

- 1.0 FC
- 0.5 FC
- 0.2 FC

EPDU-20-0-15-K-40

LUMINAIRE DATA

Description	4000 Kelvin, 70CRI
Delivered Lumens	14396
Watts	150
Efficacy	96
IES Type	VS - Diffused
BUG Rating	B3-U0-G2
Mounting Height	20 ft
Grid Scale	20 ft



20' Mounting Height

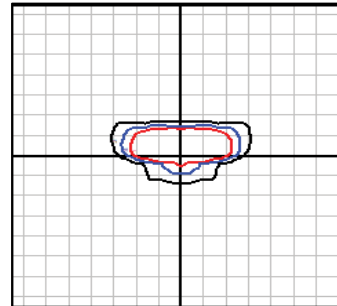
- 1.0 FC
- 0.5 FC
- 0.2 FC

PHOTOMETRIC PLOTS 28"

EPDU-28-0-35-A-40

LUMINAIRE DATA

Description	4000 Kelvin, 70CRI
Delivered Lumens	36050
Watts	315
Efficacy	114
IES Type	I
BUG Rating	B3-U0-G3
Mounting Height	30 ft
Grid Scale	30 ft



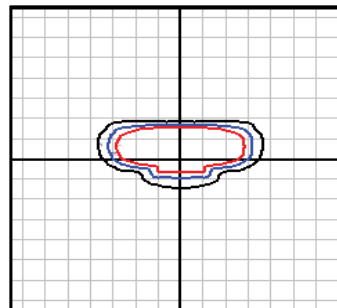
30' Mounting Height

- 1.0 FC
- 0.5 FC
- 0.2 FC

EPDU-28-0-35-B-40

LUMINAIRE DATA

Description	4000 Kelvin, 70CRI
Delivered Lumens	33629
Watts	315
Efficacy	107
IES Type	II
BUG Rating	B3-U0-G4
Mounting Height	30 ft
Grid Scale	30 ft



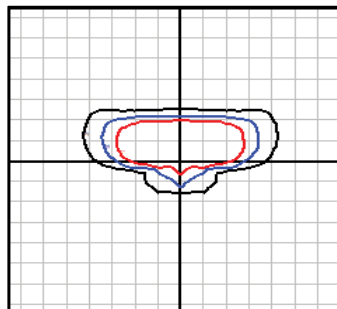
30' Mounting Height

- 1.0 FC
- 0.5 FC
- 0.2 FC

EPDU-28-0-35-C-40

LUMINAIRE DATA

Description	4000 Kelvin, 70CRI
Delivered Lumens	34116
Watts	315
Efficacy	108
IES Type	III
BUG Rating	B3-U0-G5
Mounting Height	30 ft
Grid Scale	30 ft



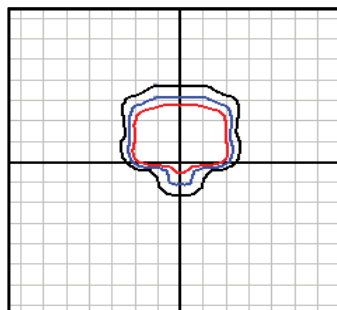
30' Mounting Height

- 1.0 FC
- 0.5 FC
- 0.2 FC

EPDU-28-0-35-D-40

LUMINAIRE DATA

Description	4000 Kelvin, 70CRI
Delivered Lumens	35783
Watts	315
Efficacy	114
IES Type	IV
BUG Rating	B2-U3-G5
Mounting Height	30 ft
Grid Scale	30 ft



30' Mounting Height

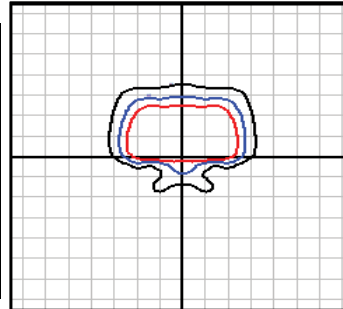
- 1.0 FC
- 0.5 FC
- 0.2 FC

PHOTOMETRIC PLOTS 28" - Continued

EPDU-28-0-35-E-40

LUMINAIRE DATA

Description	4000 Kelvin, 70CRI
Delivered Lumens	35273
Watts	315
Efficacy	112
IES Type	IV-Wide
BUG Rating	B3-U0-G5
Mounting Height	30 ft
Grid Scale	30 ft



30' Mounting Height

1.0 FC

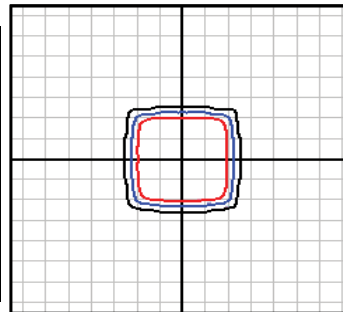
0.5 FC

0.2 FC

EPDU-28-0-35-F-40

LUMINAIRE DATA

Description	4000 Kelvin, 70CRI
Delivered Lumens	35687
Watts	315
Efficacy	113
IES Type	VS-Medium
BUG Rating	B5-U0-G3
Mounting Height	30 ft
Grid Scale	30 ft



30' Mounting Height

1.0 FC

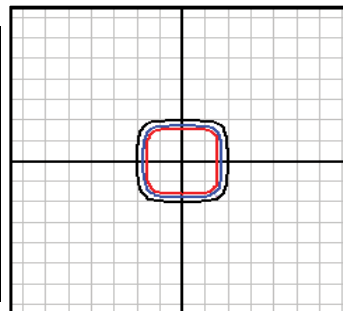
0.5 FC

0.2 FC

EPDU-28-0-35-G-40

LUMINAIRE DATA

Description	4000 Kelvin, 70CRI
Delivered Lumens	36275
Watts	315
Efficacy	115
IES Type	VS-Narrow
BUG Rating	B5-U0-G2
Mounting Height	30 ft
Grid Scale	30 ft



30' Mounting Height

1.0 FC

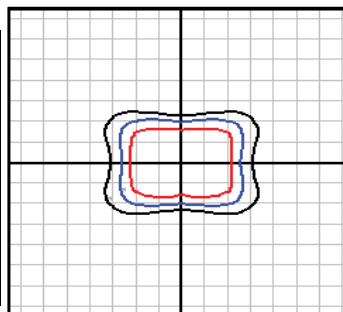
0.5 FC

0.2 FC

EPDU-28-0-35-H-40

LUMINAIRE DATA

Description	4000 Kelvin, 70CRI
Delivered Lumens	35798
Watts	315
Efficacy	114
IES Type	VS-Rectangular
BUG Rating	B5-U0-G5
Mounting Height	30 ft
Grid Scale	30 ft



30' Mounting Height

1.0 FC

0.5 FC

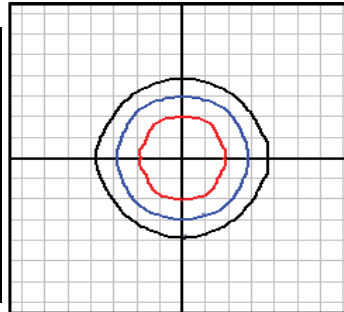
0.2 FC

PHOTOMETRIC PLOTS 28" - Continued

EPDU-28-0-35-I-40

LUMINAIRE DATA

Description	4000 Kelvin, 70CRI
Delivered Lumens	36720
Watts	315
Efficacy	117
IES Type	VS - Wide
BUG Rating	B5-U0-G4
Mounting Height	30 ft
Grid Scale	30 ft



30' Mounting Height

1.0 FC

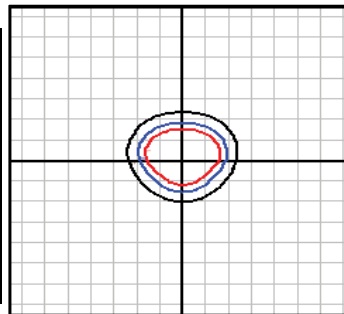
0.5 FC

0.2 FC

EPDU-28-0-25-J-40

LUMINAIRE DATA

Description	4000 Kelvin, 70CRI
Delivered Lumens	26213
Watts	265
Efficacy	99
IES Type	III - Diffused
BUG Rating	B3-U0-G3
Mounting Height	30 ft
Grid Scale	30 ft



30' Mounting Height

1.0 FC

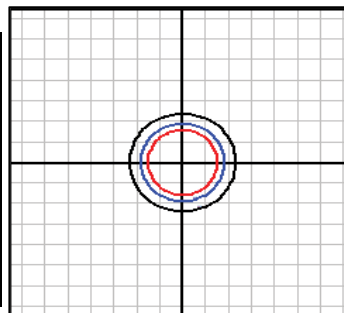
0.5 FC

0.2 FC

EPDU-28-0-25-K-40

LUMINAIRE DATA

Description	4000 Kelvin, 70CRI
Delivered Lumens	26860
Watts	265
Efficacy	101
IES Type	VS - Diffused
BUG Rating	B4-U0-G3
Mounting Height	30 ft
Grid Scale	30 ft



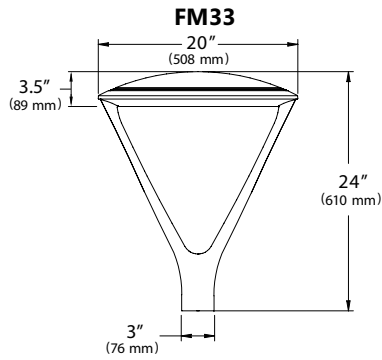
30' Mounting Height

1.0 FC

0.5 FC

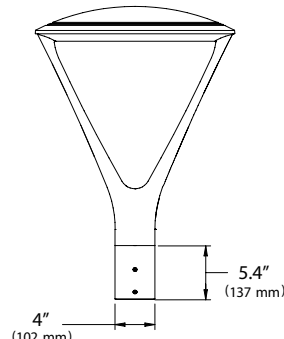
0.2 FC

DIMENSIONS - 20"



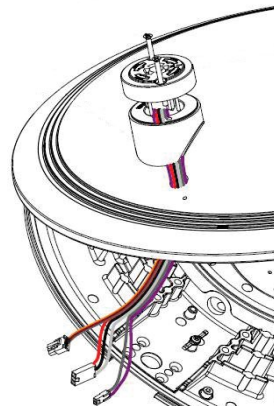
EPA: .512

PT34



EPA: .424 / .608

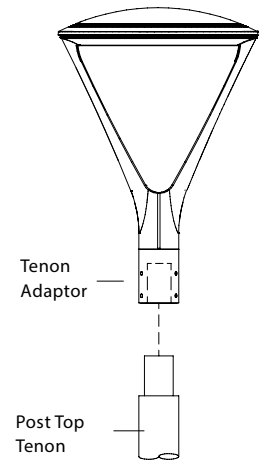
SENSOR PLACEMENT 20"/28"



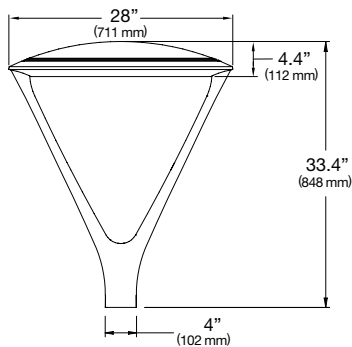
7-Pin receptacle placement

MOUNTING INSTALLATION

PT34

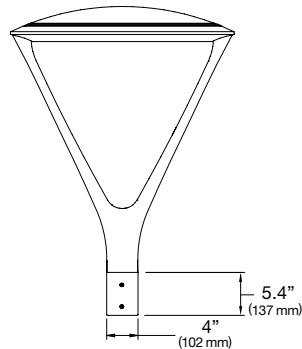


DIMENSIONS - 28"



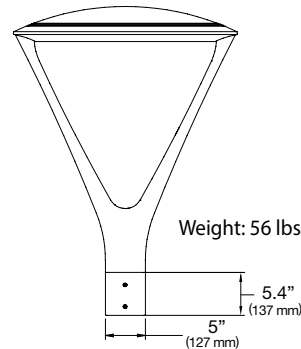
EPA: .984

PT34



EPA: 1.058

PT35



EPA: 1.159

PT34/35

