

# DLR3 Select

## 3" Recessed LED Downlight

### Product Description

The DLR3 Select is a newly improved 3" recessed downlight offering higher lighting efficiency for residential and commercial settings. Its quick and easy installation with an IDEAL luminaire connector and friction fit mounting system, along with an Edison screw base adaptor are perfect for remodel construction, making it a breeze to replace outdated fixtures. With an impressive CRI rating of 90 and an RA value of 60, it delivers exceptional light quality, ensuring accurate color representation. Adjusting the mood settings with the 5CCT selectable switch offers options from warm 2700K to cool 5000K lighting.

#### Construction

- Powder coated steel trim routes heat away from electrical components
- Polymer driver cover for durability
- Friction-fit arms to provide secure mounting means for fixture
- IDEAL luminaire connector
- Included EVA gasket to conform to AirTight rating when used with AT housing

#### Optical System

- Polystyrene diffusers create uniform light distribution with reduced glare.
- 5CCT selection of 2700K, 3000K, 3500K, 4000K, or 5000K.
- Beam angle of 84.8°
- Utilizes high-performing LEDs with >90 CRI and an R9 ≥60
- Polystyrene diffusers create uniform distribution without sacrificing lumen output.
- Increased trim depth provides lower glare and a quieter ceiling.

#### Electrical

- Input voltage: 120 VAC, 60 Hz
- Power factor: ≥0.97
- CCT selection switch on the back of the housing
- Dimmable to 5% with compatible leading edge (TRIAC)
- Operating temperature of -4°F to 104°F (-20°C to 40°C)

#### Mounting and Installation

- Quick and easy installation with an IDEAL luminaire connector and friction fit mounting system
- Ships with Edison base socket string

#### Listings

- LM-79, LM-80 testing performed in accordance with IESNA standards
- ENERGYSTAR listed
- cETLus 1598 Classified for wet locations
- IC-Rated
- CA Title 20 Compliant
- CA Title 24 Compliant
- Compliant with NFPA® 70, NEC® Section 410.16 (A)(3) and 410.16 (C)(5) for closet use
- RoHS Compliant
- Meets FCC Part 15, Subpart B, Class B standards for conducted and radiated emissions
- LED lumen maintenance: (L<sub>70</sub>) >50,000 hrs

#### Warranty


- 5-year limited system warranty
- Warranty does not cover product failure due to an overvoltage event (power surge). For installations where power surge may be possible, NICOR recommends installing additional surge protection at the electrical distribution panel

Project


Catalog

Type

Date



CCT Selectable Switch



Quick-Connect Plug



## DLR3 Select

### 3" Recessed LED Downlight

700 Lumens  
Selectable CCT



## Ordering

### Ordering Information

Example: DLR32120S9WHBF

Series	Version	Voltage	CCT's	CRI	Trim	Baffle
DLR3	2	120	S (Select : 27/30/35/40/50K)	9 (90)	WH (White)	BF (Baffle)

Specifications and dimensions subject to change without notice. Please refer to the website for the most up-to-date information.

### Accessories

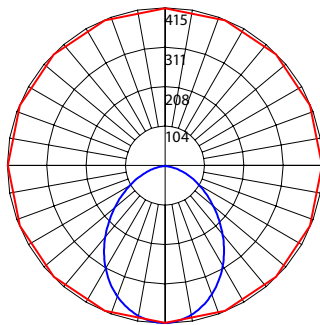
sold separately

GU24-IDEAL-SKT-STR GU24 to IDEAL Socket String

## Photometric Data

### DLR3 2700K

Input Voltage (VAC)	120
System Level Power (W)	7.3
Delivered Lumens (Lm)	778
System Efficacy (Lm/W)	107.2
Correlated Color Temp (K)	2777
Color Rendering Index (CRI)	94.7
Beam Angle (0)	84.9
Beam Angle (90)	84.8
Spacing Criteria (0)	1.14
Spacing Criteria (90)	1.14



#### Intensity Summary (Candle Power)

Angle	Mean CP
0	415
5	413
15	392
25	347
35	274
45	183
55	95
65	41
75	18
85	4
90	0

#### CCT Data Multiplier

2700K	1.000
3000K	1.043
3500K	1.080
4000K	1.108
5000K	1.076

#### Cone of Light Tabulation

Mounted height (Feet)	Footcandles Beam Center	Diameter (Feet)
4	25.8	7.3
6	11.3	11.0
8	6.1	14.6
10	3.7	18.3
12	2.4	22.0
14	1.6	25.6
16	1.1	29.3

#### Zonal Lumen Summary

Zone	Lumens	% of Luminaire
0-30	309	39.7%
0-40	480	61.7%
0-60	709	91.1%
0-90	776	99.9%
90-180	0	0%
0-180	779	100%

Fixture tested per LM-79-08. Photometric data is of the performance of a representative fixture. Results may vary in the field.

#### Performance Data

Model Number	CCT	Lumens	Watts	Lumens/Watt
	2700	778		103.7
	3000	811		108.1
DLR3	3500	840	7.5	112.0
	4000	862		114.9
	5000	837		111.6

#### Recommended Dimmers<sup>1</sup>

Lutron Maestro MACL-153M  
Lutron Skylark CTCL-153PDH  
Lutron TGCL-153PH  
Lutron Diva DWCL-153PH

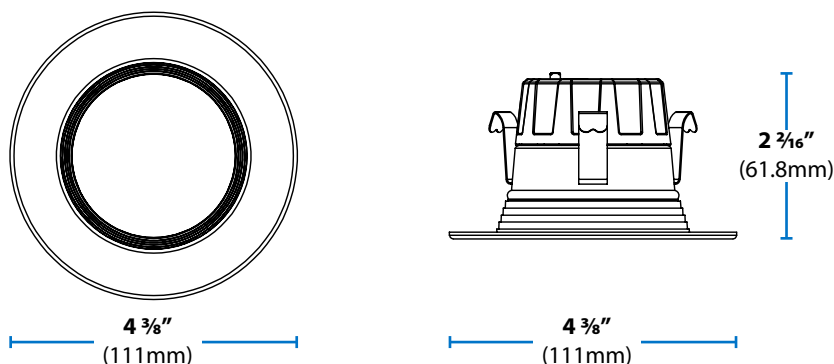
<sup>1</sup>Not a complete list.

Check compatibility before installation.

#### Housing Compatibility<sup>1</sup>

13200A-LED 3" LED IC AIRTIGHT NEW CONST. HOUSING  
13201AR-LED 3" LED IC AIRTIGHT REMODEL HOUSING  
MOST STANDARD 3" RECESSED HOUSINGS

## Dimensions



This device complies with part 15 of the FCC Rules. Operation is subject to the following two conditions: (1) This device may not cause harmful interference, and (2) this device must accept any interference received, including interference that may cause undesired operation.

NOTE: This equipment has been tested and found to comply with the limits for a Class B digital device, pursuant to part 15 of the FCC Rules. These limits are designed to provide reasonable protection against harmful interference in a residential installation. This equipment generates, uses and can radiate radio frequency energy and, if not installed and used in accordance with the instructions, may cause harmful interference to radio communications. However, there is no guarantee that interference will not occur in a particular installation. If this equipment does cause harmful interference to radio or television reception, which can be determined by turning the equipment off and on, the user is encouraged to try to correct the interference by one or more of the following measures:

- Reorient or relocate the receiving antenna.
- Increase the separation between the equipment and receiver.
- Connect the equipment into an outlet on a circuit different from that to which the receiver is connected.
- Consult the dealer or an experienced radio/TV technician for help.