


# Lumination® LED Luminaires

1' x 4' Recessed Architectural Luminaire  
LAD14 Series - with TriGain® technology



Project name \_\_\_\_\_

Date \_\_\_\_\_

Type \_\_\_\_\_

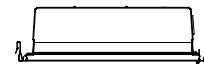
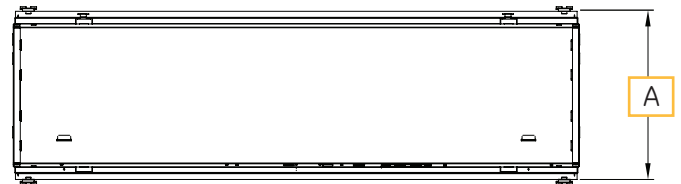
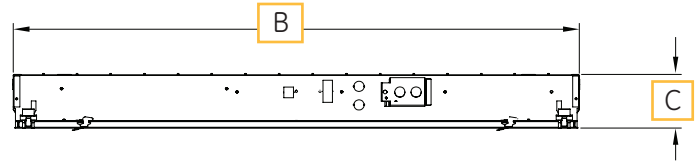
## Product Description:

Lumination® LAD Series Recessed Architectural LED Luminaires bring a designer touch to any drop ceiling landscape. For new construction or retrofit, these distinctive luminaires provide a beautiful sculptural look in an easy-to-install LED solution. The LAD architectural lighting luminaires feature curving, stepped lens and delineated details and uniform light across the lens with the express purpose of creating added visual interest. All products now have TriGain® technology, an exclusive product offered only by Current. Color without compromise with 90CRI, R9>90 and no compromise in LPW over 80 CRI LED technology.

## Typical Performance Summary:

**Distribution Patterns:** Lambertian  
**Nominal Lumen Outputs:** 1500Lm, 2000Lm 3000 Lm, 4000 Lm, 5000 Lm, 6000Lm  
**System Input Power:** 16-63W  
**Standard Dimming Compatibility:** 0-10V  
**Efficacy:** 94-103 LPW  
**Input Voltage:** 120-277V  
**CCT:** 3500K, 4000K  
**CRI:** 90, R9: >90 using with TriGain® Technology  
**Color Consistency:** 4 Step MacAdam Ellipse  
**Lifetime Rating:** 50,000 hours @ L85  
**Input Frequency (Hz):** 50/60Hz  
**Power Factor:** >0.9  
**Dimensions:** UL Version: 11.8 in x 47.7 in x 4.5 in  
**THD:** <20%  
**Mounting:** Fits standard T-Bar grid (drop ceilings)  
**Maximum Weight:** < 20 Lbs  
**Limited Warranty:** 5 Years Standard  
**Files Available:** LM79, LM80, IES

## Product Dimensions:



UL Version: A = 11.8 in B = 47.7 in C = 4.5 in

Certified by:

**TriGain®**  
Technology

Please refer to the DLC QPL website for the latest and most complete information.  
[www.designlights.org/QPL](http://www.designlights.org/QPL)

## Ordering Information:

**LAD 14 A**      **LT WHITE**

INTERNAL CODE	FIXTURE TYPE (NOMINAL)	GENERATION	VOLTAGE	NOMINAL LUMENS	DISTRIBUTION	CRI	CCT	CONTROL	MOUNTING LOGIX COMPATIBLE	FINISH	OPTIONS
LAD	14 = 1' x 4'	A	0 = 120-277V					V0 = 0-10V TQ = Daintree <sup>1</sup>	LT=T-Grid	WHITE = White	Blank if no options EL = Emergency Light CP = Chicago Plenum Contact manufacturer for other options.

**Notes:**  
1. Contact manufacturer for lead time and minimum order quantities.

ACCESSORIES	PRODUCT CODE
Drywall Mount Kit 1 x 4	69068
Surface Mount Kit 1 x 4	212461
Recessed Arch. 347V Kit	93039699

**Note:** Order separately

LUMEN CODE	DISTRIBUTION TYPE	CRI	COLOR TEMP (K)	SPECIFIED LUMENS	SYSTEM WATTAGE
15=1500	MM=Med. Lambertian	T=90 TriGain®	35=3500	1500	16W
20=2000	MM=Med. Lambertian	T=90 TriGain®	35=3500	2100	21W
33=3300	MM=Med. Lambertian	T=90 TriGain®	35=3500	3000	30W
40=4000	MM=Med. Lambertian	T=90 TriGain®	35=3500	4000	40W
50=5000	MM=Med. Lambertian	T=90 TriGain®	35=3500	5000	52W
60=6000	MM=Med. Lambertian	T=90 TriGain®	35=3500	6000	63W
15=1500	MM=Med. Lambertian	T=90 TriGain®	40=4000	1500	16W
20=2000	MM=Med. Lambertian	T=90 TriGain®	40=4000	2150	21W
33=3300	MM=Med. Lambertian	T=90 TriGain®	40=4000	3100	30W
40=4000	MM=Med. Lambertian	T=90 TriGain®	40=4000	4100	40W
50=5000	MM=Med. Lambertian	T=90 TriGain®	40=4000	5200	52W
60=6000	MM=Med. Lambertian	T=90 TriGain®	40=4000	6200	63W

**current**  
powered by GE

# Photometric Data: Lumination® 1' x 4' Recessed Architectural Luminaire LAD 14 Series - with TriGain® technology

LAD14A048UDT40

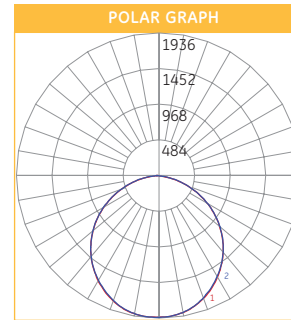
ZONAL LUMEN SUMMARY	
Zone	Lumens
0-10°	182.59
10-20°	517.83
20-30°	770.54
30-40°	911.58
40-50°	928.84
50-60°	827.30
60-70°	620.28
70-80°	347.00
80-90°	85.59
90-100°	1.35
100-110°	1.07
110-120°	0.98
120-130°	0.99
130-140°	1.11
140-150°	1.14
150-160°	1.02
160-170°	0.70
170-180°	0.27

RC	COEFFICIENTS OF UTILIZATION																			
	RW	80%				70%				50%				30%				10%		0%
		70%	50%	30%	10%	70%	50%	30%	10%	50%	30%	10%	50%	30%	10%	50%	30%	10%	0%	
0	119	119	119	119	116	116	116	116	111	111	111	106	106	106	102	102	102	100		
1	109	104	100	96	106	102	98	95	98	95	92	94	91	89	90	88	86	84		
2	99	91	84	79	97	89	83	78	86	80	76	82	78	74	79	76	72	70		
3	91	80	72	66	88	79	71	65	76	69	64	73	67	63	70	66	62	59		
4	83	71	62	56	81	70	62	55	67	60	55	65	59	54	63	57	53	51		
5	76	64	55	48	74	62	54	48	60	53	47	58	52	47	57	51	46	44		
6	71	57	48	42	69	56	48	42	55	47	42	53	46	41	51	45	41	39		
7	65	52	43	37	64	51	43	37	50	42	37	48	42	37	47	41	36	34		
8	61	48	39	33	59	47	39	33	46	38	33	44	38	33	43	37	33	31		
9	57	44	36	30	56	43	35	30	42	35	30	41	34	30	40	34	29	28		
10	53	40	32	27	52	40	32	27	39	32	27	38	31	27	37	31	27	25		

NOTE: Floor Cavity Reflectance : 20%

ZONAL LUMEN SUMMARY		
Zone	Lumens	% of Fixture
0-20°	700.42	13.50
0-30°	1470.96	28.30
0-40°	2382.54	45.80
0-60°	4138.67	79.60
0-80°	5105.95	98.20
0-90°	5191.54	99.80

LUMINANCE DATA (CANDELA/m²)			
Gamma	0°	45°	90°
45°	2696	2695	2696
55°	2553	2561	2553
65°	2333	2360	2333
75°	1993	2000	1993
85°	1287	1185	128



## Product Specifications:

### Construction:

- Durable, long lasting bezel construction. Steel, Electrogalvanized, Cold-rolled, Commercial quality paint coating.
- IP Rating: IP20

### Electrical System:

- Class 2, replaceable, high efficiency LED driver rated for 50,000 hours when used within operating conditions.
- THD: <20%
- Transient Protection: 100 kHz ring wave, 2 kV level condensing.

### Optical System:

- Precision formed optical assembly comprised of high specularly reflective paint, and a transmissive lens in an easily removable door.
- High optical grade lens on door providing excellent efficiency and impact resistance.
- Luminance Uniformity: 3:1 max to min.
- Smooth uniform light look across the lens with no visible diodes or "strips" from light bars.

### Installation:

- Drivers and internal components accessed via drop down door, with access plate on the outside.
- Suitable for dry locations.
- Integrated PSU enclosure accessible from underneath the ceiling plane.
- Luminaire Vibration Testing: Luminaire test to 0.5 G, 100,000 cycles per axis, 2 axis.

For more information and access to all of our resources, including our design tool visit: [www.gecurrent.com](http://www.gecurrent.com)



[www.gecurrent.com](http://www.gecurrent.com)

© 2021 Current Lighting Solutions, LLC. All rights reserved. GE and the GE monogram are trademarks of the General Electric Company and are used under license. Information provided is subject to change without notice. All values are design or typical values when measured under laboratory conditions.

IND309 (Rev 03/23/21)