

Lumination® LIB Series

Linear In-Bay Luminaire



CUSTOMER NAME _____

Project Name _____

Date _____ Type _____

Catalog Number _____

Lumination® In-Bay (LIB) Series is a compact and efficient linear fixture designed for fast and simple installation. Connect up to 26 4ft fixtures with one power connection utilizing our durable and easy-to-use push lock connectors. LIB Series is designed to mount in a variety of applications for retail, warehouse, under and over cabinet, displays, storage closets, and garages.

CONSTRUCTION

Housing:	Extruded aluminum body
Lens:	Polycarbonate diffuse frosted lens
Paint:	White powder painted
Weight:	4ft: 1lb (0.49kg) 3ft: <1lb (0.41kg) 2ft: <1lb (0.33kg)
Optical Assembly:	High efficiency reflector and optical diffuser

PERFORMANCE

Lumens:	1500 (2ft), 2200 (3ft), 3000 (4ft)
System Input Power:	10.6W (2ft), 15.6W (3ft), 20.6W (4ft)
Efficacy:	Up to 145LPW
Distribution:	Direct, Frosted Lens 180°
CCT:	3500K, 4000K
CRI (Min):	83
Max Connected Fixtures:	26 4ft Fixtures

ELECTRICAL

Input Voltage:	120V
Input Frequency:	60Hz
Power Factor (PF)*:	> 90%
Total Harmonic Distortion (THD)*:	<20
Transient Protection:	100 kHz ring wave, 2.5kV level, 1kV combination wave
Electronic Vibration Testing:	Multi-axis, Vibration Profile: 10-100 Hz, 0.5Gs on electronics
UL Rating:	UL153 For Portable Luminaires, Damp location

CONTROLS

Dimming: None

LUMINAIRE AMBIENT TEMPERATURE

Product ID	Operating Temperature
LIB	0°C (32° F) TO +35° C (95° F)

LUMEN MAINTENANCE

Projected L70 per IES TM-21 at max 35°C

LXX(10K) @ Hours
50,000 HR
L70

MOUNTING

- **Mounting:** 2 mounting brackets with screws. Contact factory for additional mounting options.
- **Cord & Plugs:** Input power cord, Connecting link cord. (ordered separately)
- **Connectors:** Secure and robust connector design (included fixture-to-fixture) with easy push-and-lock mating for a reliable and safe connection between cords and fixtures

DESIGN LIFE & WARRANTY

- **Current's Limited 5-year Warranty:** Please refer to IND599 in Product Downloads section at: <https://products.gecurrent.com/indoor-lighting/lumination-lib-series>



Lumination® LIB Series

Linear In-Bay Luminaire

Catalog Logic and Accessories

CUSTOMER NAME

Project Name _____

Date _____ Type _____

Catalog Number _____

LIB1

0

W





QQ

WHITE

FAMILY	FIXTURE TYPE	VOLTAGE	LUMEN OUTPUT	DISTRIBUTION	CRI/CCT	CONTROLS	FINISH
LIB1	2 = 2ft Length	0 = 120VAC	15 = 1500LM (2ft)	W = 180°	835 = 83 CRI 3500K	QQ = No Controls	WHITE = White
	3 = 3ft Length		22 = 2250LM (3ft)		840 = 83 CRI 4000K		
	4 = 4ft Length		30 = 3000LM (4ft)				

MOUNTING ACCESSORIES

Fixtures mate end-to-end with integral connectors. Screw mounting clips are included with each fixture. Power cord ordered separately.

	MATERIAL	DESCRIPTION
 <p>Channel Mounting Clip</p>  <p>Magnetic Mounting Clip</p>  <p>Mounting Clip</p>  <p>Input Power Cord</p>	LIB-PWR-10FT	Input power cord, 10ft (Leader Cable)
	LIB-PWR-2FT	Input power cord, 2ft (Leader Cable)
	LIB-PWR-1FT	Input power cord, 1ft (Leader Cable)
	LIB-LNK-10FT	Connecting link cord, 10ft (Jumper Cable)
	LIB-LNK-2FT	Connecting link cord, 2ft (Jumper Cable)
	LIB-LNK-1FT	Connecting link cord, 1ft (Jumper Cable)
	LIB-LNK-4IN	Connecting link cord, 4in
	LIB-MNT-CLP	Mounting clip (2 pcs included)
	LIB-MNT-MAG	Magnetic Clip

Lumination® LIB Series

Linear In-Bay Luminaire

Dimensions and Photometrics

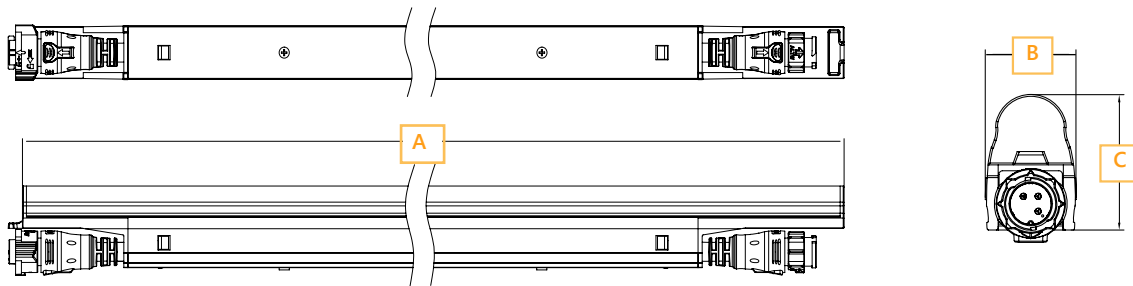
AGENT/DISTRIBUTOR NAME-LOGO

Project Name _____

Date _____ Type _____

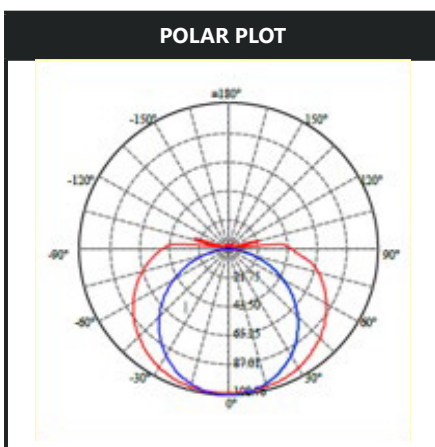
Catalog Number _____

DIMENSIONS



Fixture Type	Length (A)	Width (B)	Height (C)	Max Connected Fixtures
LIB-2ft	24in (61cm)	0.96in (24mm)	1.4in (35mm)	N/A
LIB-3ft	35in (89cm)	0.96in (24mm)	1.4in (35mm)	34
LIB-4ft	47in (119cm)	0.96in (24mm)	1.4in (35mm)	26

PHOTOMETRICS



For Additional Information or Product Technical Questions:

lightingprodinfo@gecurrent.com