

CUSTOMER NAME _____

Project Name _____

Date _____ Type _____

Catalog Number _____

Elementaire Series

Edge-Lit Luminaire

Elementaire leverages an advanced edgelit optical system and an ultra-thin architectural design to provide excellent performance and aesthetics. Impressive lumen maintenance combined with intuitive mounting hardware provide simple ease of installation and lower maintenance cost over time. TriGain® technology provides industry-leading color quality and efficiency while exceeding TM-30 recommendations.

CONSTRUCTION

Housing:	Extruded aluminum housing. Low-profile aluminum end caps with modern aesthetic.
Lens:	Premium optical grade acrylic light guides
Optical Assembly:	CEM PCB, Positive light guide retention, Precision engineered tolerances
Paint:	White, Silver, Black
Weight:	4FT 10lb (4.5kg) 6FT 13lb (5.9kg) 8FT 16lb (7.3kg)

OPTICAL SYSTEM

Lumens:	6000 (4ft), 9100 (6ft), 11,200 (8ft)
Distribution	Medium, 85% DOWN / 15% UP
Efficacy	up to 134LPW
Wattage:	47W (4ft), 70W (6ft), 86W (8ft)
CCT:	3500K, 4000K
CRI (Min):	90+ with TriGain® technology
R9 (Min):	90+
Color Consistency	3-Step MacAdam Ellipse
Luminance Uniformity:	2 : 1 Max to Min

ELECTRICAL

Input Voltage:	120V-277V
Input Frequency:	60Hz
Power Factor (PF):	> 90%
Total Harmonic Distortion (THD):	20%
Thermal Protection:	Yes
Temperature / Humidity	60°C / 90% (non-condensing)
Transient Protection:	100 kHz ring wave, 2.5kV level,
Electronic Vibration Testing:	Multi-axis, Vibration Profile: 2-2000 Hz, 0.5Gs on electronics

CONTROLS

Dimming: 0-10V 1%

AMBIENT TEMPERATURE

Product ID	Operating Temperature
LEL	-10°C (14° F) TO +35° C (95° F)

LUMEN MAINTENANCE

Projected L85 per IES TM-21 at max 35°C

50,000 HR
L85

MOUNTING

- Mounting:** Suspension Cable Mount (gripples & 10ft aircraft cables included with hourglass sleeve)
HTEK Track Mount (**G2** Option, 6ft 277V only)
- Cord & Plugs:** Color-matched White, Silver, Black
10ft, 300V 18AWG, 5-conductor wire

DESIGN LIFE & WARRANTY

- Class 2 High-efficiency LED driver rated for 100,000 hours
- IK07 Impact Rated
- IP30 Rated
- Current's Limited 5-year Warranty:** Please refer to IND599 in Product Downloads section at:
<https://products.gecurrent.com/indoor-lighting/suspended/lumination-lel-series>



CUSTOMER NAME

Project Name _____

Date _____ Type _____

Catalog Number _____

Catalog Logic and Accessories

1. FIXTURE

LEL B 0 MM T VQ

FAMILY	GEN	FIXTURE LENGTH	VOLTAGE	LUMEN OUTPUT	DISTRIBUTION	CRI	CCT	CONTROLS	MOUNTING	FINISH	POWER CORD
LEL	B	40 ¹ = 4ft 60 ² = 6ft 80 ³ = 8ft	0 = 120-277VAC	60 ¹ = 6,000LM (4ft Only) 90 ² = 9,100M (6ft Only) A2 ³ = 11,200LM (8ft Only)	MM = Medium	T = 90 CRI with TriGain®	35 = 3500K 40 = 4000K	VQ = 0-10V	CS ^{4,7} = Cable Suspension G2 ^{5,7} = HTEK 277V Track	WHTE = White SLVR = Silver BLCK = Black	W ⁶ = White S ⁶ = Silver B ⁶ = Black N ⁷ = None

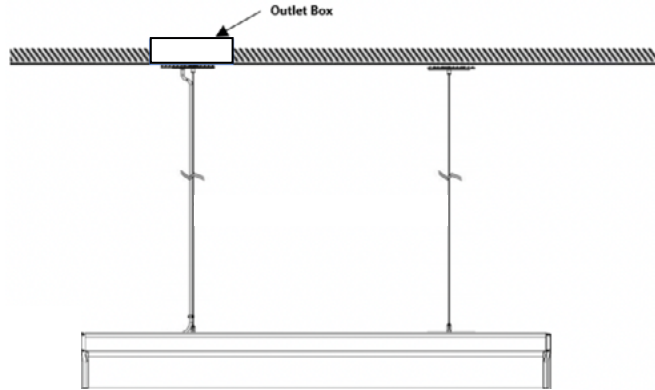
- 1 60 option available with 40 Fixture Length only
- 2 90 option available with 60 Fixture Length only
- 3 A2 option available with 80 Fixture Length only
- 4 10ft aircraft cables with gripples and hourglass sleeves pre-installed. Canopy kits ordered separately. 'CS' is only available at 4ft & 8ft) lengths.
- 5 G2 option available with 60 Fixture Length and 90 Lumen Output options only
- 6 10ft Power Cord included. 300V 18AWG, 5-Conductor wire
- 7 Powercord not required for G2 mounting option. Powercord is required for CS Mounting Option.

2. MOUNTING ACCESSORIES

SKU	CODE	DESCRIPTION	QTY
93041989	HTEK 11-3	Live End Feed	1
93034058	TEK 41-3	Dead End	1
93034067	SKB 10-3	Mounting Clip	2
93034073	SKB 34	3M Suspension Wire	2
93041805	HTEK 412-3	WHTE 12ft - Surface Mount Track Section	X
93041804	HTEK 48-3	WHTE 8ft - Surface Mount Track Section	X
93041803	HTEK 44-3	WHTE 4ft - Surface Mount Track Section	X
93145881	LELB-CANOPY-KIT-WHTE	2pcs 2in canopy cover (white), 2pcs T-Bar clip	X
93145882	LELB-CANOPY-KIT-BLCK	2pcs 2in canopy cover (black), 2pcs T-Bar clip	X

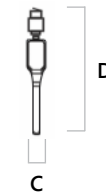
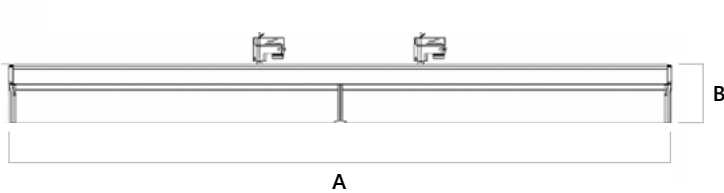
Dimensions

4FT/6FT/8FT SUSPENDED



Fixture Type	Length	Height	Width	Light Guide	Cable Length
LEL-4ft	48.7in (1237)				
LEL-6ft	72.9in (1851cm)	7.6in (193mm)	1.4in (35mm)	4.77in (121.1mm)	120in (3048mm)
LEL-8ft	96.7in (2457cm)				

DIMENSIONS 6FT HTEK TRACK MOUNT



Fixture Type	Length	Height	Width	Total Height
LEL-6ft HTEK	72.9in (1851cm)	7.6in (193mm)	1.4in (35mm)	10.85in (275.77mm)

CUSTOMER NAME

Project Name _____

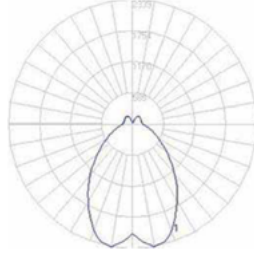
Date _____ Type _____

Catalog Number _____

Photometrics

LEL 4ft MM = MEDIUM

6,050 Lumens
LEL-B-60-0-XX-MM



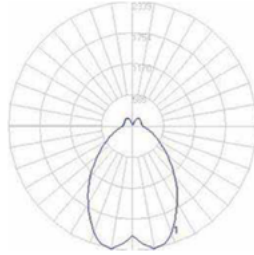
— Vertical plane at max Cd horiz. angle
— Horizontal cone at max Cd vert. angle

ZONE	LUMENS	% OF FIXTURE
0-20	829.27	13.70
0-30	1712.52	28.30
0-40	2659.67	44.00
0-60	4179.96	69.10
0-80	4993.80	82.50
0-90	5218.37	86.30

ZONE	LUMENS	% OF FIXTURE
10-90	5008.70	82.80
20-40	1830.89	30.30
20-50	2678.91	44.30
40-70	2005.07	33.10
60-80	813.14	16.50
70-80	329.06	5.40
80-90	224.57	3.70
90-110	332.14	5.50
90-120	476.44	7.90
90-130	602.59	10.00
90-150	781.71	12.90
90-180	831.63	13.70
110-180	499.49	8.30
0-180	6050.00	100.00

LEL 6ft MM = MEDIUM

9,100 Lumens
LEL-B-90-0-XX-MM



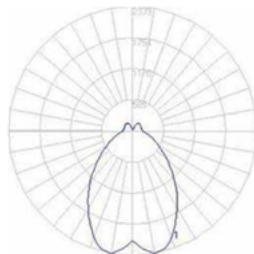
— Vertical plane at max Cd horiz. angle
— Horizontal cone at max Cd vert. angle

ZONE	LUMENS	% OF FIXTURE
0-20	1247.34	13.70
0-30	2575.86	28.30
0-40	4000.50	44.00
0-60	6287.21	69.10
0-80	7511.35	82.50
0-90	7849.13	86.30

ZONE	LUMENS	% OF FIXTURE
10-90	7533.77	82.80
20-40	2753.16	30.30
20-50	4029.44	44.30
40-70	3015.90	33.10
60-80	1224.13	13.50
70-80	494.95	5.40
80-90	337.78	3.70
90-110	499.60	5.50
90-120	716.66	7.90
90-130	906.40	10.00
90-150	1175.83	12.91
90-180	1250.91	13.70
110-180	751.31	8.30
0-180	9100.4	100.00

LEL 8ft MM = MEDIUM

11,200 Lumens
LEL-B-A2-0-XX-MM



— Vertical plane at max Cd horiz. angle
— Horizontal cone at max Cd vert. angle

ZONE	LUMENS	% OF FIXTURE
0-20	1535.18	13.70
0-30	3170.28	28.30
0-40	4923.68	44.00
0-60	7738.09	69.10
0-80	9244.71	82.50
0-90	9660.43	86.30

ZONE	LUMENS	% OF FIXTURE
10-90	9272.29	82.80
20-40	3388.49	30.30
20-50	4959.29	44.30
40-70	3711.86	33.10
60-80	1506.61	13.50
70-80	609.16	5.40
80-90	415.72	3.70
90-110	614.88	5.50
90-120	882.08	7.90
90-130	1115.55	10.00
90-150	1447.15	12.90
90-180	1539.56	13.70
110-180	924.68	8.30
0-180	11199.98	100.00