

DLG4

4" LED Downlight Gimbal

Product Description

The DLG4 is the perfect LED downlight for directional accent lighting. It's easy to use twist-and-turn design allows for fine adjustment of the gimbal position. The 360 degrees of rotation and 35 degrees of adjustable tilt in both directions makes the DLG suitable for sloped ceilings and wall wash. The sleek design enhances any interior space with its flush mounting and aesthetic appeal.

Construction

- Durable stamped steel construction with die cast aluminum heat sink routes heat away from electrical components

Optical System

- Polycarbonate diffuser and reflector cone create a uniform light distribution that reduces glare without sacrificing lumen output

Electrical

- Utilizes high performing LEDs with greater than 90 CRI and an R9 greater than 50
- Dimmable to 10% with most standard dimmers
- Thermally protected, high efficiency driver standard
- Operating temperature rating of 0°F to 120°F (-18°C – 49°C)
- Input voltage of 120V
- L70 rated for greater than 36,000 hours
- LM-79, LM-80 testing performed in accordance with IESNA standards

Finish

- Exterior white powder coat finish, with interior high reflective finish
- Also available in Black, Oil-Rubbed Bronze and Nickel

Installation

- Compatible with most 4" recessed housings
- Quick and easy installation with a screw-in Edison base (GU24 socket string available) and friction clip mounting system

Warranty

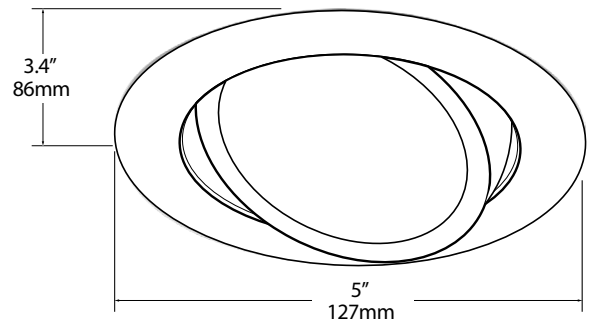

- 5-year limited system warranty standard

Project

Catalog

Type

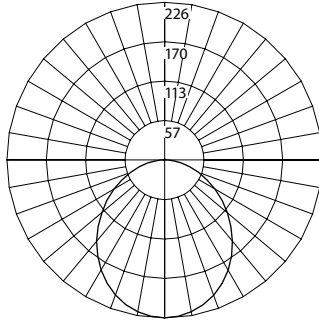
Date



Photometric Data

DLG4 2700K

Input Voltage (VAC)	120V
System Level Power (W)	9.1
Delivered Lumens (Lm)	597
System Efficacy (Lm/W)	65.5
Correlated Color Temp (K)	2777
Color Rendering Index (CRI)	95
Beam Angle	105°
Spacing Criteria	1.21



Intensity Summary (Candle Power)

Angle	Mean CP
0	226
5	225
15	215
25	195
35	167
45	135
55	101
65	67
75	37
85	14
90	5

CCT Data Multiplier

DLG4-10-120-3K	1.025
DLG4-10-120-4K	1.055

Cone of Light Tabulation

Mounted height (Feet)	Footcandles Beam Center	Diameter (Feet)
4	14.1	4.9
6	6.3	7.2
8	3.5	9.8
10	2.3	11.7
12	1.6	14.0
14	1.2	16.0
16	0.9	19.0

Zonal Lumen Summary

Zone	Lumens	% of Luminaire
0-30	172	28.7%
0-40	276	46.2%
0-60	470	78.7%
0-90	591	99.0%
90-180	6	1.0%
0-180	597	100.0%

Fixture tested per LM-79-08. Photometric data is of the performance of a representative fixture. Results may vary in the field.

Performance Data

Model Number	Lumens	Watts	Lumens/Watt
DLG4-10-120-3K	597	9.1	65.5
DLG4-10-120-3K	612	9.1	67.1
DLG4-10-120-4K	630	9.1	69.1

Recommended Dimmers*

Lutron Toggler TGCL-153P
Lutron DIVA DVELV-300P
Lutron DIVA DVELV-303P
Lutron Skylark SELV-300P
Leviton C22-06672-1LW

Housing Compatibility*

19000A-LED-ID 4" LED IC AIRTIGHT NEW CONSTRUCTION HOUSING
19001AR-LED-ID 4" LED IC AIRTIGHT REMODEL HOUSING
MOST STANDARD 4" RECESSED HOUSINGS

*Not a complete list. Check compatibility before installation.

Ordering Information

Example: DLG4-10-120-3K-WH

Series	Version	Voltage	CCT's	Trim Color
DLG4	10 (v 1.0)	120 (V)	2K (2700 K)	WH (White)
			3K (3000 K)	BK (Black)*
			4K (4000 K)	NK (Nickel)*
				OB (Oil-Rubbed Bronze)*

*Only available as special order. Contact NICOR for more info.
Specifications and dimensions subject to change without notice.

Accessories

accessories sold separately

GU24 Socket String

GU24-IDEAL-SKT-STR