

EPAM Americana

LED Post Top Lighting

The **Evolve**® LED Americana Post Top offers energy efficiency and quality of light in a classic, Acorn look and style.



Construction

Housing:	Diecast aluminum housing.
Lens:	Acrylic or Polycarbonate Globe
Paint:	Corrosion resistant polyester powder paint, minimum 2.0 mil thickness Standard = Black, Dark Bronze RAL & custom colors available
Weight:	< 20 lbs (9.07 kgs)

Optical System

Lumens:	1,900 – 12,600
Distribution:	Symmetric Asymmetric
Efficacy:	74-155 LPW
CCT:	3000K, 4000K
CRI:	≥70

Electrical

Input Voltage:	120-277V
Input Frequency:	50/60Hz
Power Factor:	≥ 90% at rated watts*
Total Harmonic Distortion:	≤ 20% at rated watts

*PF >0.88 for 1C and 1H globes at 02 Lumen Output above 240V

Surge Protection*

Standard	Optional
10kV/5kA	Secondary 10kV/5kA (R Option) Secondary 20kV/10kA (T Option)

*Per ANSI C136.2-2015

Warranty

5 Year (Standard)

10 Year (Optional)

Luminaire Ambient Temperature Factor (LATF)

Ambient Temp (°C)	Initial Flux Factor	Ambient Temp (°C)	Initial Flux Factor
10	1.02	30	0.99
20	1.01	40	0.98
25	1.00	50	0.97

Operating Temperature

Globe	Min Ambient Temp (°C)	Max Ambient Temp (°C)	Lumen Output
1C & 1H	-40°	50°	02 to 10
	-40°	40°	12
1D	-40°	50°	02 to 08
	-40°	45°	10
1M	-40°	50°	02 to 06
	-40°	45°	07

Ratings

Vibration:	1.5G per ANSI C136.41-2010
LM-79:	Testing in accordance with IES Standards
Environmental:	Complies with the material restrictions of RoHS

Controls

Dimming:	Standard - 0-10V Optional - DALI (Option U)
Sensors:	Photo Electric Sensors (PE) available

Applications

- Local Roadways
- Antique Streetscapes
- Parks and Pathways
- University and Business Campuses



Not all product variations listed on this page are DLC qualified. Visit www.designlights.org/search to confirm qualifications.

Ordering Information

EPAM 01

PROD. ID	GEN	VOLTAGE	LUMEN OUTPUT ⁴	DISTRIBUTION	CCT	CONTROLS	GLOBE	GLOBE MATERIAL	FINIAL READY	FINIAL	COLOR	OPTIONS
E = Evolve	01	0 = 120-277V ³	02 = 2000 lm	A = Symmetric	30 = 3000K	1 = None	1C = Traditional Standard	A = Acrylic	F = Finial Ready ²	A = Silhouette	BLCK = Black	F = Fusing
P = Post Top		1 = 120V	04 = 4000 lm	B = Asymmetric ¹⁰	40 = 4000K	A = ANSI C136.41 7-Pin Receptacle (in Base)	1H = Classic	P = Polycarbonate ⁸	X = No Finial Hole or Stud ¹	B = Acorn	DKBZ = Dark Bronze	R = Secondary 10kV/5kA SPD
AM = Americana		2 = 208V	06 = 6000 lm			D = ANSI C136.41 7-Pin Receptacle (in Base) w/ Shorting Cap	1D = Colony	F = Frosted acrylic ^{6,7}		C = Fleur-De-Lis	XXXX = RAL Color	T = Secondary Elevated Surge (20kV/10kA)
			07 = 7000 lm									
		3 = 240V	08 = 8000 lm			E = ANSI C136.41 7-Pin Receptacle (in Base) w/non-Dimming PE	1M = Colony w/Crown & Ribs			E = Blossom		U = DALI Programmable
		4 = 277V	10 = 10000 lm							F = Spike		V1 = Field Adjustable Module ⁵
			12 = 12000 lm							G = Oak		
										X = None		X = No Finial XXX = Special Options

¹ If globe finial is not desired, choose FINIAL READY = X and FINIAL = X. If FINIAL READY = X, a finial cannot be added later.

² A Finial is not required to complete order and can be added later.

³ Not Available with Fusing.

⁴ Globe Choice affects total lumen output. See Spec Table for additional information.

⁵ Not available with DALI "U" option.

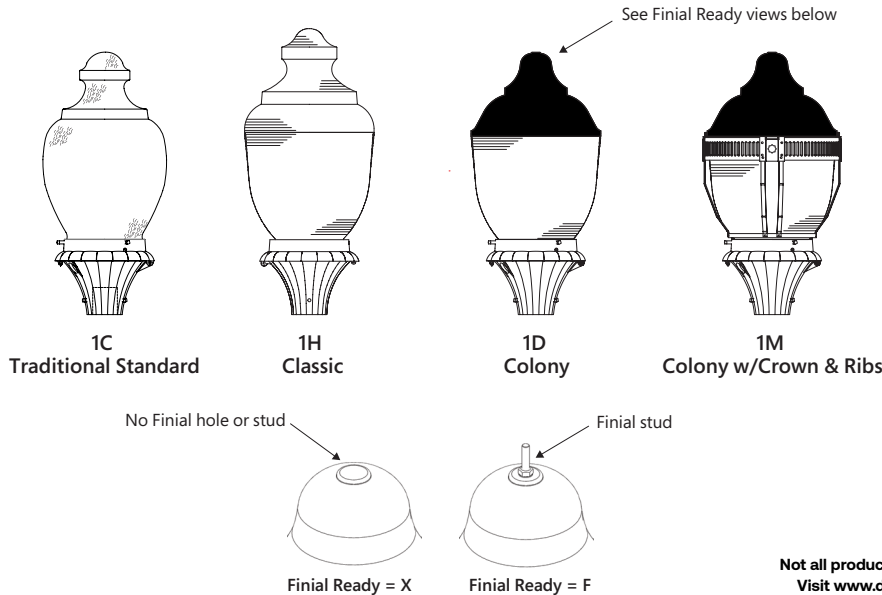
⁶ Only available with 1C globe

⁷ Only available without finial (finial ready=X)

⁸ Lumen offering 07 is only available with the 1M Globe

⁹ Review the Spec Tables for combination of Lumen Output, Distribution, Globe and Globe Material

¹⁰ Not available with 1C Globe Not available with 1C Globe



Not all product variations listed on this page are DLC qualified. Visit www.designlights.org/search to confirm qualifications.



CUSTOMER NAME _____

PROJECT NAME _____

DATE _____ TYPE _____

CATALOG NUMBER _____

LUMEN OUTPUT	DIST. CODE	GLOBE	GLOBE MATERIAL	TYPICAL INITIAL LUMENS		TYPICAL SYSTEM WATTAGE	BUG RATINGS		TM-21-11 LXX (±10K) @ HOURS		
				4000K	3000K	120-277V	4000K	3000K	25,000 HR	50,000 HR	60,000 HR
02	A Symmetric	1C Traditional Standard	A/F Acrylic/Frosted acrylic	2300	2200	16	B1-U4-G2	B1-U4-G2	L96	L95	L94
04				4500	4400	29	B1-U5-G3	B1-U5-G3	L96	L95	L94
06				6600	6400	44	B2-U5-G3	B2-U5-G3	L95	L93	L92
08				8500	8200	59	B2-U5-G4	B2-U5-G3	L94	L91	L90
10				10600	10300	77	B3-U5-G4	B3-U5-G4	L92	L88	L86
12				12600	12200	97	B3-U5-G5	B3-U5-G4	L87	L78	L75
02	A Symmetric	1C Traditional Standard	P Polycarbonate	2200	2100	16	B1-U4-G2	B1-U4-G2	L96	L95	L94
04				4300	4200	29	B1-U5-G3	B1-U5-G3	L96	L95	L94
06				6300	6100	44	B2-U5-G3	B2-U5-G3	L95	L93	L92
08				8200	7900	59	B2-U5-G4	B2-U5-G4	L94	L91	L90
10				10200	9900	77	B3-U5-G4	B3-U5-G4	L92	L88	L86
12				12100	11700	97	B3-U5-G5	B3-U5-G4	L87	L78	L75
02	A Symmetric	1H Classic	A Acrylic	2200	2200	16	B1-U4-G1	B1-U4-G1	L96	L95	L94
04				4500	4300	29	B2-U5-G2	B2-U5-G2	L96	L95	L94
06				6500	6300	44	B2-U5-G2	B2-U5-G2	L95	L93	L92
08				8400	8200	59	B3-U5-G2	B3-U5-G2	L94	L91	L90
10				10500	10200	77	B3-U5-G3	B3-U5-G3	L92	L88	L86
12				12400	12100	97	B3-U5-G3	B3-U5-G3	L87	L78	L75
02	B Asymmetric	1H Classic	A Acrylic	2200	2100	16	B1-U4-G1	B1-U4-G1	L96	L95	L94
04				4400	4300	29	B1-U5-G2	B1-U5-G2	L96	L95	L94
06				6400	6200	44	B1-U5-G3	B1-U5-G3	L95	L93	L92
08				8300	8000	59	B2-U5-G3	B2-U5-G3	L94	L91	L90
10				10300	10000	77	B2-U5-G3	B2-U5-G3	L92	L88	L86
12				12300	11900	97	B2-U5-G3	B2-U5-G3	L87	L78	L75

*Visit www.designlights.org/search to confirm qualifications.

For additional information on EPAM IES files, please click one of the following links:

Non-Shielded

Shielded



Not all product variations listed on this page are DLC qualified.
Visit www.designlights.org/search to confirm qualifications.

CUSTOMER NAME _____

PROJECT NAME _____

DATE _____ TYPE _____

CATALOG NUMBER _____

LUMEN OUTPUT	DIST. CODE	GLOBE	GLOBE MATERIAL	TYPICAL INITIAL LUMENS		TYPICAL SYSTEM WATTAGE	BUG RATINGS		TM-21-11 LXX (±10K) @ HOURS		
				4000K	3000K	120-277V	4000K	3000K	25,000 HR	50,000 HR	60,000 HR
02	A Symmetric	1D Colony*	A Acrylic	2800	2700	23	B2-U3-G1	B2-U3-G1	L96	L94	L93
04				4600	4500	37	B2-U3-G2	B2-U3-G2	L96	L94	L93
06				6100	5900	50	B3-U4-G2	B3-U4-G2	L94	L91	L90
08				7800	7600	66	B3-U4-G3	B3-U4-G3	L92	L88	L87
10				9500	9200	86	B3-U5-G3	B3-U4-G3	L87	L79	L76
02	B Asymmetric	1D Colony*	A Acrylic	2800	2700	23	B1-U3-G2	B1-U3-G2	L96	L94	L93
04				4600	4500	37	B2-U3-G3	B2-U3-G3	L96	L94	L93
06				6100	5900	50	B2-U4-G3	B2-U4-G3	L94	L91	L90
08				7800	7600	66	B2-U4-G3	B2-U4-G3	L92	L88	L87
10				9500	9200	86	B3-U4-G3	B3-U4-G3	L87	L79	L76
02	A Symmetric	1M Colony w/ Crown & Ribs	A Acrylic	1900	1900	23	B1-U3-G1	B1-U3-G1	L96	L94	L93
04				4200	4100	50	B2-U3-G1	B1-U3-G2	L94	L91	L90
06				6100	5900	77	B3-U3-G2	B2-U3-G2	L90	L84	L81
07				6600	6400	86	B3-U3-G2	B3-U3-G2	L87	L79	L76
02	B Asymmetric	1M Colony w/ Crown & Ribs	A Acrylic	1900	1900	23	B1-U3-G1	B1-U3-G1	L96	L94	L93
04				4200	4100	50	B1-U3-G2	B1-U3-G2	L94	L91	L90
06				6100	5900	77	B2-U3-G3	B2-U3-G2	L90	L84	L81
07				6600	6400	86	B2-U3-G3	B2-U3-G3	L87	L79	L76

*Visit www.designights.org/search to confirm qualifications.

For additional information on EPAM IES files, please click one of the following links:

Non-Shielded

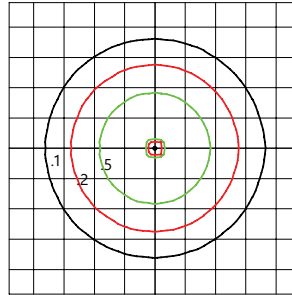
Shielded



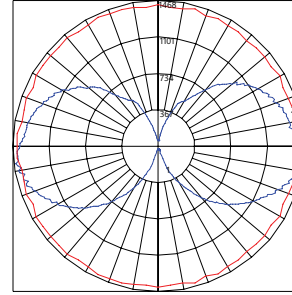
Not all product variations listed on this page are DLC qualified.
Visit www.designights.org/search to confirm qualifications.

EPAM
Symmetric

12,600 Lumens
4000K
EPAM01_12A40-1CA___.IES



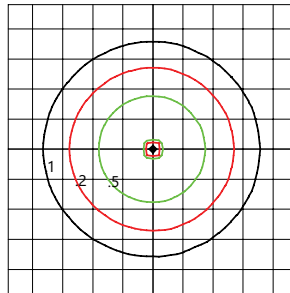
- Mounting Height at 16'
- Initial Footcandle at Grade



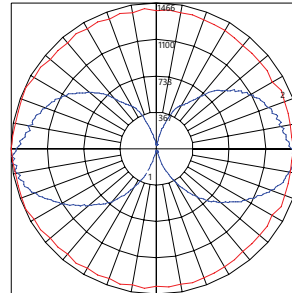
- Vertical plane at max Cd horiz. angle 5°
- Horizontal cone at max Cd vert. angle 87°

EPAM
Symmetric

12,100 Lumens
4000K
EPAM01_12A40-1CP___.IES



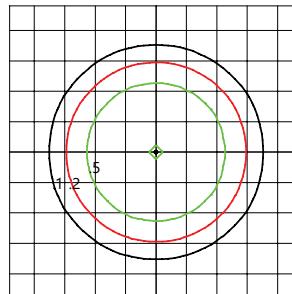
- Mounting Height at 16'
- Initial Footcandle at Grade



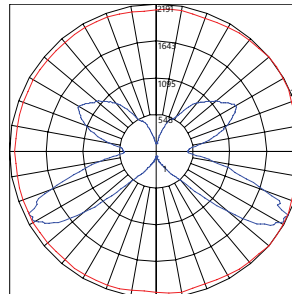
- Vertical plane at max Cd horiz. angle 180°
- Horizontal cone at max Cd vert. angle 84°

EPAM
Symmetric

12,400 Lumens
4000K
EPAM01_12A40-1HA___.IES



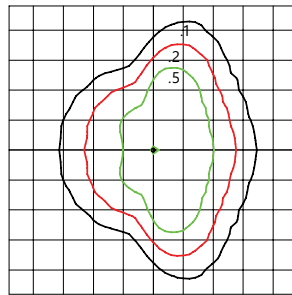
- Mounting Height at 16'
- Initial Footcandle at Grade



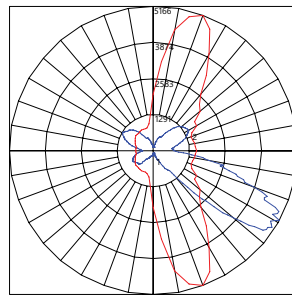
- Vertical plane at max Cd horiz. angle 40°
- Horizontal cone at max Cd vert. angle 64°

EPAM
Asymmetric

12,300 Lumens
4000K
EPAM01_12B40-1HB___.IES



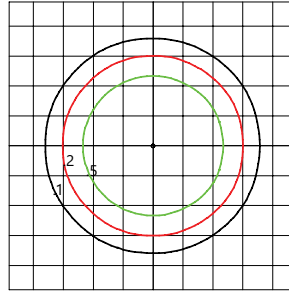
- Mounting Height at 16'
- Initial Footcandle at Grade



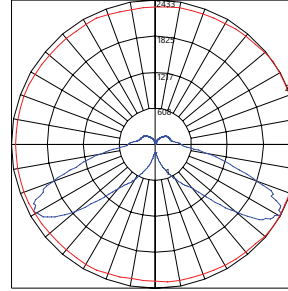
- Vertical plane at max Cd horiz. angle 70°
- Horizontal cone at max Cd vert. angle 61°

EPAM
Symmetric

9,500 Lumens
4000K
EPAM01_10A40-1DA___.IES



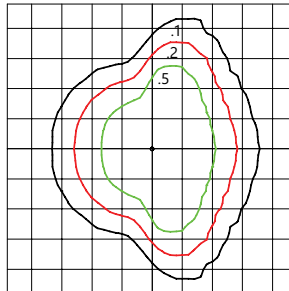
- Mounting Height at 16'
- Initial Footcandle at Grade



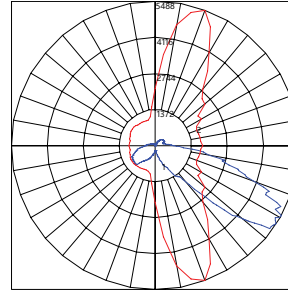
- Vertical plane at max Cd horiz. angle 61°
- Horizontal cone at max Cd vert. angle 35°

EPAM
Asymmetric

9,500 Lumens
4000K
EPAM01_10B40-1DB___.IES



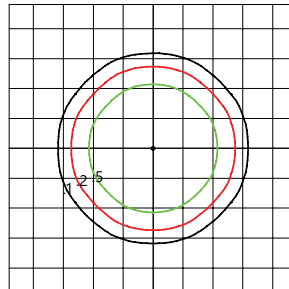
- Mounting Height at 16'
- Initial Footcandle at Grade



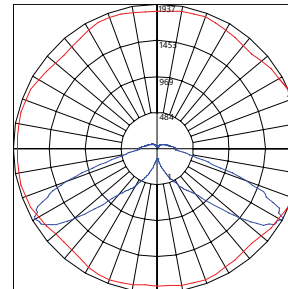
- Vertical plane at max Cd horiz. angle 70°
- Horizontal cone at max Cd vert. angle 61°

EPAM
Symmetric

6,600 Lumens
4000K
EPAM01_07A40-1MA___.IES



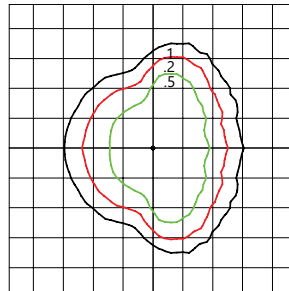
- Mounting Height at 16'
- Initial Footcandle at Grade



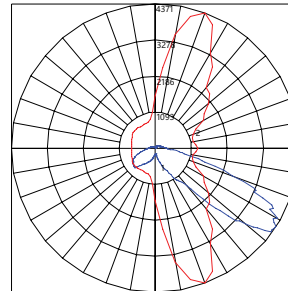
- Vertical plane at max Cd horiz. angle 61°
- Horizontal cone at max Cd vert. angle 20°

EPAM
Asymmetric

6,600 Lumens
4000K
EPAM01_07B40-1MB___.IES




- Mounting Height at 16'
- Initial Footcandle at Grade

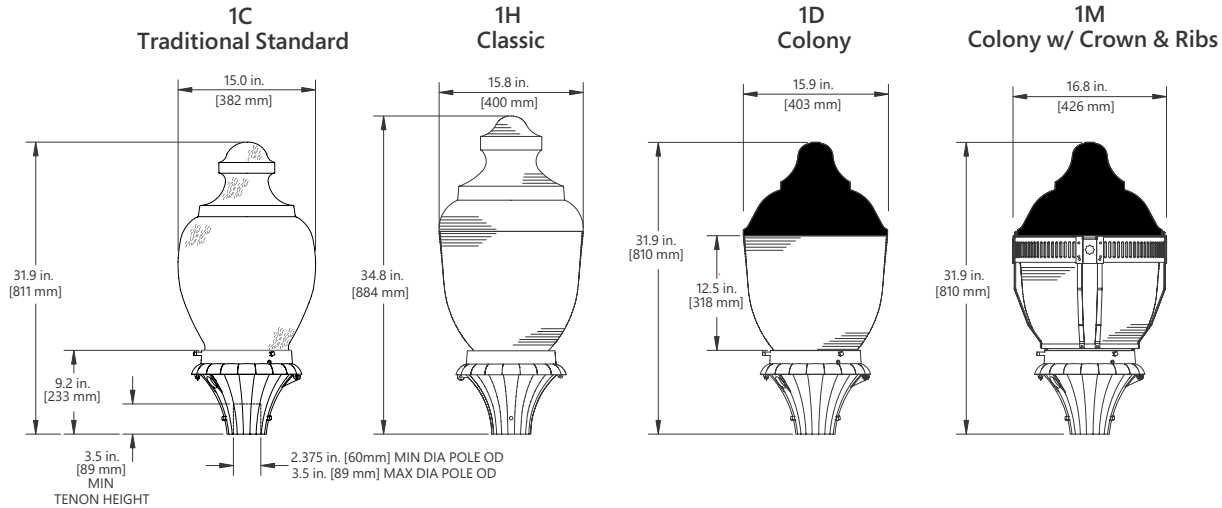


- Vertical plane at max Cd horiz. angle 70°
- Horizontal cone at max Cd vert. angle 57°

FINIAL



GLOBE



Weight

- < 20 lbs (9.07 kgs)

EFFECTIVE PROJECTED AREA

- 1.4 sq ft max (0.13 sq M max)

Available Finials if ordered separately

MATERIAL DESCRIPTION	COLOR*	MATERIAL
FNLBL-ACN	BLACK	126817
FNLBL-BLS	BLACK	126819
FNLBL-FDL	BLACK	126812
FNLBL-OAK	BLACK	170102
FNLBL-SIL	BLACK	126816
FNLBL-SPK	BLACK	126818

*Contact Factory for different finial colors

Suggested Mounting Height

- 8-16 ft. (2.5-5 M)

Mounting

- Post top mounting for 2.375 in. (60mm) MIN – 3.5 in. (89mm) MAX diameter by 3.5-inch MIN vertical tenon secured with three square head set screws

Accessories

SAP NUMBER	PART NUMBER	DESCRIPTION
93029237	PED-MV-LED-7	ANSI C136.41 Dimming PE, 120-277V
28299	PECOTL	Standard 120-277V
73251	SCCL-PECTL	Shorting Cap

