

Albeo® LED Luminaires

Heavy Industrial High Bay & Low Bay Lighting | ABR2 series



CUSTOMER NAME _____

Project Name _____

Date _____ Type _____

Catalog Number _____

The Albeo® ABR2 LED luminaire is an IP66 rated fixture for demanding industrial environments with high ambient temperatures and wet applications. Utilizing a sealed form factor, the ABR2-Series offers customers a rugged design with exceptional performance and high reliability.

CONSTRUCTION

Housing:	Cast A380 Aluminium
Lens:	Polycarbonate or Glass
Paint:	Polyester powder coat with passivation layer
Weight:	21-49 lbs (9.53-22.23 kg)
Optical Assembly:	Reflective optics with flat lens

OPTICAL SYSTEM

Lumens:	9000 - 60000
Distribution:	120°, 90°, 55°, 30°, Glass, Clear PC, and Diffused lens options
Efficacy:	Up to 175 LPW
CCT:	4000K & 5000K
CRI:	70 & 80

ELECTRICAL

Input Voltage:	120-277 V, 347 V, & 480 V
Input Frequency:	50/60Hz
Power Factor (PF):	>90%*
Total Harmonic Distortion (THD)*:	<20%*
EMI:	Title 47 CFR 15 Class A
Surge Protection:	<ul style="list-style-type: none">For 120-277VAC per IEEE/ANSI C62.41.-1991, 3kV/3kA Location Category B3For 347/480VAC per IEEE/ANSI C62.41.-1991, 6kV/3kA Location Category B3Optional for 120-480 V per IEEE/ANSI C62.41.-1991, 10kV/5kA Location Category B3
LED Driver Type:	Class 1

* PF and THD may vary with options

CONTROLS

Dimming:	Standard 0-10VDC, 10%
Sensors:	<ul style="list-style-type: none">-Wattstopper FSP211: Motion, Daylight, Hi-Low Dimming, and IR config (IR remote sold separately)-Wattstopper FSP remote: SKU# 93076263).-WHS100: Wireless Zigbee Daintree™ with Motion Sensor

LUMEN AMBIENT TEMPERATURE

TYPE	TEMPERATURE RATE
OPERATING TEMPERATURE	-30°C to +65°C (-22°F to 131°F)

LUMEN MAINTENANCE

LXX (10K) @ HOURS 100,000 HR
L70

MOUNTING

- **Typical Mounting:**
 - Standard Chain/Cable mount ready.
 - Threaded Rod, Pendant Mount, Hook, and Loop kits optional for all configurations.
 - Rotatable Bracket optional for single module (1S) configurations only.
- **Cord & Plugs:**
 - Knockout Access - no cord, no plug, available with 23 (Pendant) mounting only.
 - 6 ft, 12 ft, 15 ft, 20 ft cord options.
 - 15 A or 20 A, straight or twist lock plug (Damp rated).

DESIGN LIFE & WARRANTY

- UL 1598 Suitable for Wet Locations (IP66)
- Safety: UL/cUL Listed
UL 8750 LED Equipment in Lighting Products
UL 1598A Inside Drip Proof-Type
- Packaging: Standard job pack contain 7-21 fixtures. Orders of <14 are typically single pack.
- **Current's Limited 5-year Warranty:** Please refer to **ALB048** in Product Downloads section at: <https://products.gecurrent.com>



Albeo® LED Luminaires

ARC series | LED IP65 Round High Bay

Ordering Information

CUSTOMER NAME

Project Name _____

Date _____ Type _____

Catalog Number _____

Ordering Information :

ABR2

PRODUCT ID	VOLTAGE ¹	LUMEN OUTPUT	PERFORMANCE LEVEL	CCT/CRI	OPTICS/ LENS	CONTROLS	MOUNTING	CORD	PLUG	FINISH	OPTIONS
ABR2 = Albeo® High Bay	0 = 120-277V 1 = 120 4 = 277 D = 347 5 = 480	09 = 9,000lm 12 = 12,000lm 15 = 15,000lm 18 = 18,000lm 24 = 24,000lm 30 = 30,000lm 36 = 36,000lm 48 = 48,000lm 60 = 60,000lm	T = Standard H = High	70 CRI 47 = 4000k 57 = 5000k 80 CRI 48 = 4000k 58 = 5000k	1G = 120° Glass 9G = 90° Glass 5G = 55° Glass 3G = 30° Glass 1C = 120° Clear PC 9C = 90° Clear PC 5C = 55° Clear PC 3C = 30° Clear PC 1D = 120° Diffuse PC	QQ = None QV = 0-10V Control Wires 2Q = Motion Sensor w/ Daylight, High-Low Dimming, and IR Remote Adjustable (IR Remote sold separately to modify default settings) 4Q = Wireless ZigBee Daintree™ Enabled w/ Motion Sensor	ST =Chain/Cable 22 =1/2" Threaded Rod Mount Kit 23 =3/4" Pendant Mount Kit HK =Hook LP =Loop 41 =5 ft. Y-Cable/Hook 42 =10 ft. Y-Cable/Hook 43 =15 ft. Y-Cable/Hook 44 =20 ft. Y-Cable/Hook RB ² =Rotatable Bracket	K ³ = Knockout A = 6ft. 18ga cord B = 12ft. 18ga cord C = 15ft. 18ga cord D = 20ft. 18ga cord	Q = None A = 15A Straight Plug B = 20A Straight Plug C = 15A Twist Lock D = 20A Twist Lock	W = White Powder Coat R = Corrosion Resistant	1PK = Single Pack for distributor stocking. Default is job pack. 10K = 10kV Surge

70 CRI @ 4000K OR 5000K CCT								
LUMEN PACKAGE	OUTPUT LEVEL	TYPICAL DELIVERED LUMENS	TYPICAL POWER		TYPICAL LPW 120-277V	MAX AMBIENT TEMP (°C)		MODULE BODY
			120-277V	347-480V		120-277V	347-480V	
09	T	9,100	55	58	165	60	60	1S
09	H	9,100	51	54	178	65	65	1S
12	T	12,100	75	79	161	60	60	1S
12	H	12,100	68	72	178	65	65	1S
15	T	15,100	98	100	154	60	60	1S
15	H	15,100	87	90	174	65	65	1S
18	T	18,000	124	123	145	60	60	1S
18	H	18,000	106	107	170	65	65	1S
4	T	24,200	176	176	138	60	60	1S
24	H	24,200	138	137	175	65	65	1S
30	T	30,700	205	209	150	60	60	1S
30	H	30,700	180	180	171	65	65	1S
36	T	36,100	247	245	146	60	60	2S
36	H	36,100	213	214	169	65	65	2S
48	T	48,400	352	352	138	60	60	2S
48	H	48,400	276	274	175	65	65	2S
60	T	61,400	410	418	150	60	60	2S
60	H	61,400	360	360	171	65	65	2S

CRI	CCT	LUMEN PACKAGE OUTPUT	
		T OUTPUT	H OUTPUT
70	5000K	100%	100%
	4000K	100%	100%
80	5000K	95%	98%
	4000K	92%	92%

OPTIC CODE	OPTIC DESCRIPTION	OUTPUT
1G	120° Glass Lens	100%
9G	90° Glass Lens	97%
5G	55° Glass Lens	94%
3G	30° Glass Lens	94%
1C	120° Clear Lens	97%
9C	90° Clear Lens	94%
5C	55° Clear Lens	91%
3C	30° Clear Lens	92%
1D	120° Diffused Lens	94%
1F	120° Teflon Coated Glass	98%
9F	90° Teflon Coated Glass	96%
5F	55° Teflon Coated Glass	94%

ORDERING NOTES:

1. Specify single voltage if plug is needed.
2. Available for single module (1S) configurations only. See Table.
3. Available with 23 (Pendant) Mount Kit only

Albeo® LED Luminaires

ARC series | LED IP65 Round High Bay

Mounting/Accessory Options

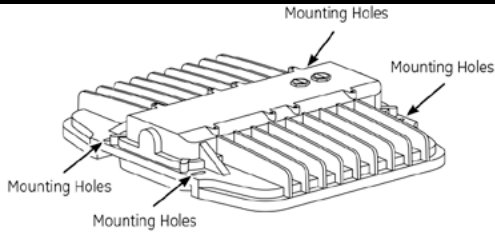
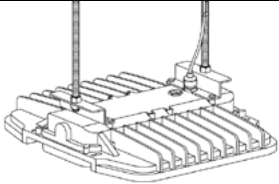
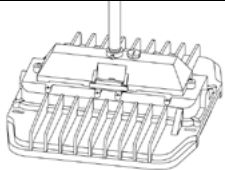
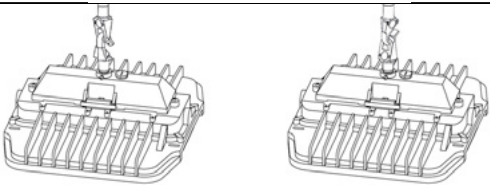
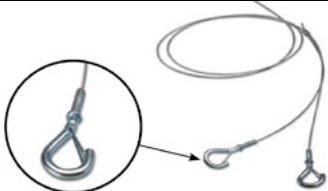

CUSTOMER NAME

Project Name _____

Date _____ Type _____

Catalog Number _____

FIELD-INSTALLABLE MOUNTING AND ACCESSORY OPTIONS

MOUNTING/ACCESSORY OPTIONS	IMAGE	ORDER LOGIC CODE	DIMENSIONS/NOTES
<p>Standard Chain/Cable Mount Available on all fixture configurations (chain not included). Y-Cable w/ hook can be ordered as an accessory.</p>		ST = Standard	N/A
<p>Rod Mount (optional) Available on all fixture configurations. Attaches to 1/2" threaded rod (rod and nuts not included).</p>		22 = 1/2" Threaded Rod Kit	93132321
<p>Pendant Mount (optional) Available on all fixture configurations. Attaches to 3/4" NPT threaded conduit (conduit not included).</p>		23 = 3/4" NPT Pendant Mount Kit	W Finish: 93132322 R Finish: 93132323
<p>Hook/Loop Mount (optional) Available on all fixture configurations. Attaches to loop or hook.</p>		HK = Hook LP = Loop	K = 93132319 LP = 93132320
<p>Y-Cable w/ hook (optional) Use with Standard Mounting option only. Order separately. Price adder per pair. 5 ft, 10 ft, 15 ft, 20 ft lengths available. Not available with corrosion resistant finish (R)</p>		41 = Y-cable/Hook 5 ft 42 = Y-cable/Hook 10 ft 43 = Y-cable/Hook 15 ft 44 = Y-cable/Hook 20 ft Max Load: 200 lbs. per pair	5 ft = 93075756 10 ft = 93075552 15 ft = 93075553 20 ft = 93075554
<p>Rotatable Mount Bracket (optional) Available on single module (1S) configurations only. Mounts to a wall or ceiling with 360° of rotation at 15° fixed angle points.</p>		RB = Rotatable Bracket	95020514

Chain/cable mount is standard and included in price. Price adder for Y-Cable, Rod Mount, Pendant Mount, and Rotatable Bracket. Consult Sales for latest information. See "Installation Instructions" for mounting details.

Albeo[®] LED Luminaires

ARC series | LED IP65 Round High Bay

Product Dimensions

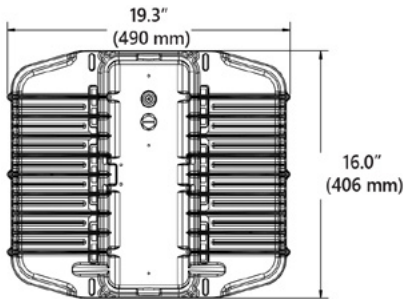
CUSTOMER NAME

Project Name _____

Date _____ Type _____

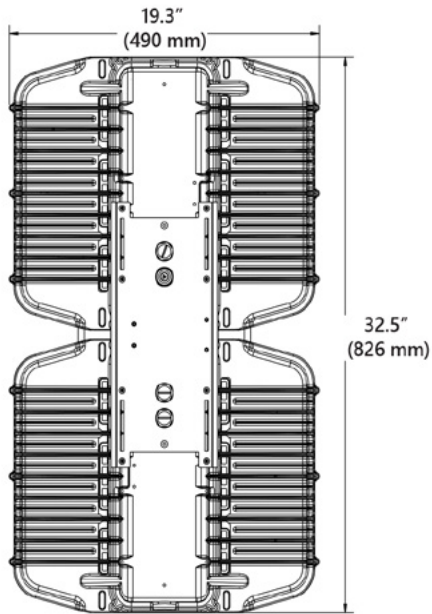
Catalog Number _____

1S - MODULE

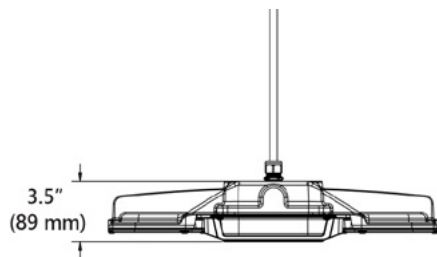


CONFIGURATION	MAX WEIGHT	MAX WEIGHT WITH ROTATABLE BRACKET
Single Fixture 120-277V	21 lbs. max	25 lbs. max
Single Fixture 347/480V	23 lbs. max	27 lbs. max
Double Fixture 120-277V	45 lbs. max	N/A
Double Fixture 347/480V	49 lbs. max	N/A

2S - MODULE



SIDE VIEW



Albeo® LED Luminaires

ARC series | LED IP65 Round High Bay

Photometric Data

AGENT/DISTRIBUTOR NAME-LOGO _____

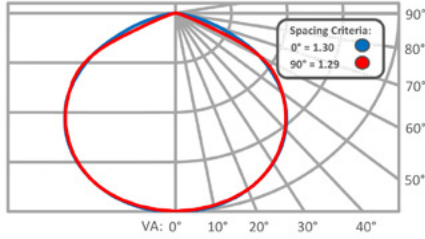
Project Name _____

Date _____ Type _____

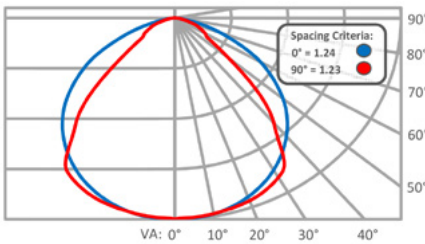
Catalog Number _____

PHOTOMETRIC DATA

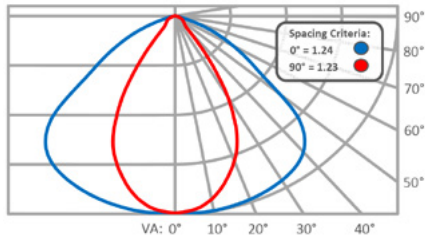
1G/1C
120° Clear Lens



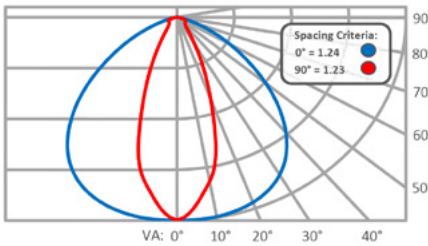
9G/9C
90° Clear Lens



5G/5C
55° Clear Lens



3G/3C
30° Clear Lens



1D
120° Diffused Lens

