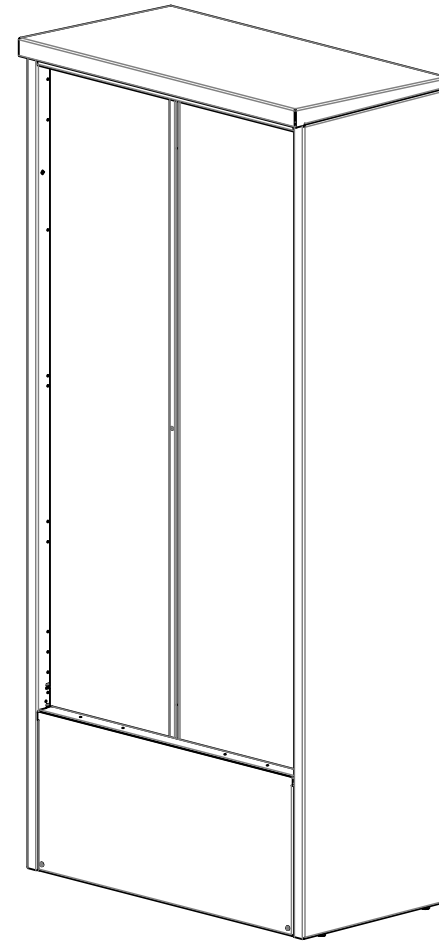
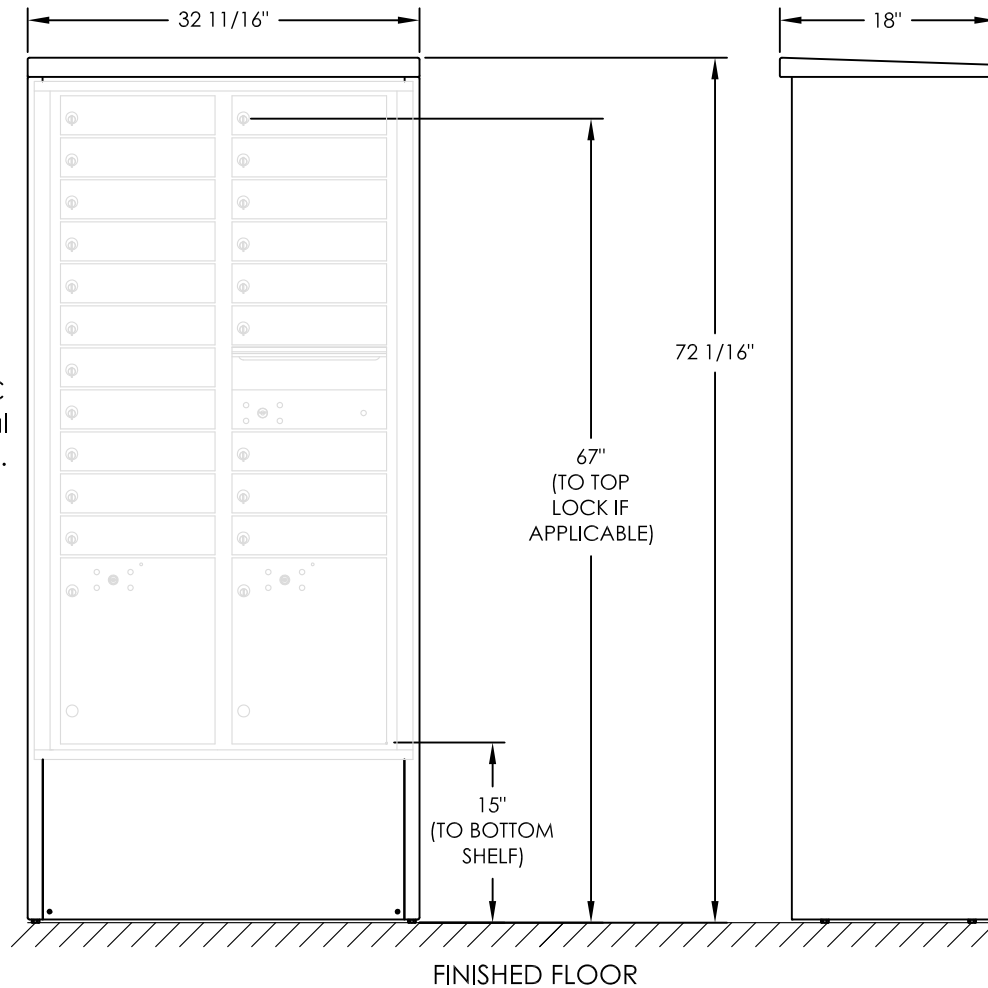


versatile™ 4C Depot, DEP16D

Shown with 4C
for dimensional
reference only.



NOTES:

1. Depot cabinet design ensures compliance with USPS STD-4C mailbox installation regulations.
2. Accommodates all 4C front-loading double-column 16-High modules.
3. Depot cabinet assembled complete in factory.
4. Depot ships complete with 4C front-loading module installed.
5. May be installed outside or inside - see foundation specification details in installation manual.

PRODUCT SERIES:

VERSATILE™ 4C DEPOT

FLORENCE
CORPORATION

5935 Corporate Drive • Manhattan, KS 66503
800.275.1747 • www.florencelockers.com

MODEL DEP16D

REV -

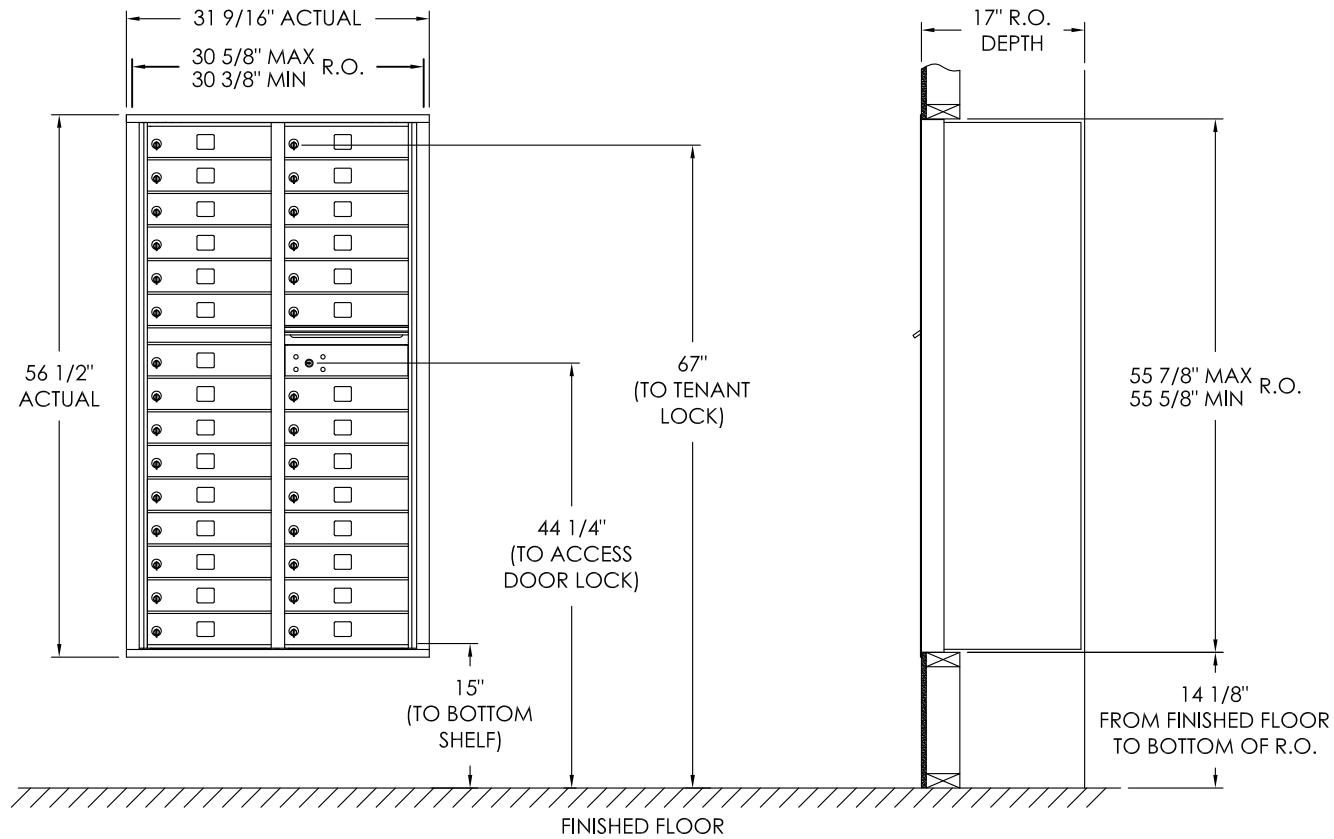
SCALE 1:16

LAST REV DATE 10/6/2020

DRAWING NUMBER
DEP16DCS

DRAWN BY
NBC

versatile™ 4C Mailbox, 4C16D-29



COMPARTMENT CHART

DESCRIPTION	COMPARTMENT	COMPARTMENT SIZE	QTY.
MAILBOX	MB1	3" H x 12" W x 15" D	29
OUTGOING MAIL	OM1	3" H x 12" W x 15" D	1

Notes:

1. This module does NOT meet USPS STD-4C installation specification requirements because there are customer compartments (interior bottom shelf) positioned less than 28" AFF.
2. This 4C mailbox can be used for private applications.
3. The rough opening width for multi-unit 4C installations is provided using the Florence configurator: www.florencemailboxes.com/configurator.

PRODUCT SERIES: VERSATILE™ 4C FRONT LOAD MAILBOX

FLORENCE
CORPORATION

5935 Corporate Drive • Manhattan, KS 66503
 800.275.1747 • www.florencemailboxes.com

MODEL 4C16D-29	REV E
SCALE NONE	LAST REV DATE 06/28/19
DRAWING NUMBER 4C16D-29CS	DRAWN BY RAK