



Cabinet sign lighting systems

Visibly Better

Tetra[®] EdgeStrip

GE current
a Daintree company

The cutting edge of uniform brightness.

Tetra® EdgeStrip is engineered to install easily around the edge of signs with a 3 to 6 inch can depth. Perfect for single or double-sided signs, **Tetra® EdgeStrip** delivers money-saving advantages over T8 fluorescent tubes while producing outstanding visual performance that protects end-user brand image. Discover the new LED alternative that can handle shallow cabinet signs—**Tetra® EdgeStrip**.

Improved brightness

Tetra® EdgeStrip is now **brighter** than the previous generation, commanding attention to your customer's brand image.

300 lumens per foot with the same loading : 36 modules per 24V 100W power supply



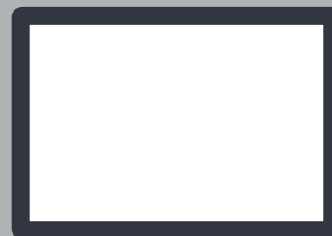
The OptiLens™ Difference.

Tetra® EdgeStrip uses **OptiLens™**, our unique lens technology which captures otherwise wasted light and redirects it towards the illuminated surface to create an exceptionally uniform sign.

T8 fluorescent tubes can create an unwanted striping effect where the space between the tubes appears darker. This visual distraction sends the wrong message about your business, and undermines your overall brand image.




Fluorescent T8
Shadows and Striping



Tetra® EdgeStrip
Even Illumination

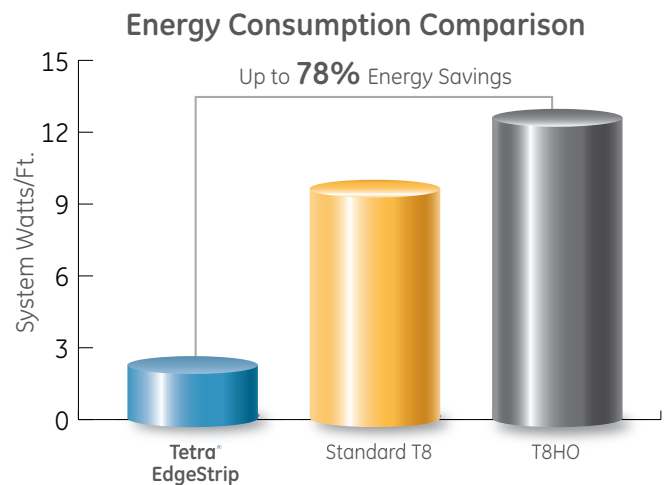
Cover any angle or curved shape with uniform LED light.

Tetra® EdgeStrip is designed to fit into the frame of cabinet signs, meaning that curved, angular or custom shaped signs can now benefit from LED technology! Unlike fluorescent tubes, that are hard to fit into unique signs and create shadows and stripping, Tetra® EdgeStrip can tightly follow the contour of the sign's frame and distribute uniform light to every inch of the sign face. Protect the brand image of your business by using Tetra® EdgeStrip LED lighting system in your sign



Impressive Energy Savings.

When you make the switch from T8 Fluorescent tubes to the advanced technology of Tetra EdgeStrip, you give up some brightness for the exceptional uniformity and impressive energy savings of LED. This superior efficiency produces energy savings up to an incredible 78%. Imagine the positive impact that will have on your bottom-line over the long life of the system.



Tetra® EdgeStrip Features

- HO ONLY: NEW heat sink to manage thermals.
- OptiLens™ maximizes the area of light coverage by creating a narrow, uniform viewing angle.
- Brighter than ever before.
- Robust design to protect against moisture, dust and damage.
- 3M VHB™ industrial grade mounting tape allows for greater convenience when installing.
- Continuous wire through LED module uses IDC connectors for maximum strain relief.
- Can be cut on wires between modules.
- Pre-drilled holes makes mounting easy.
- Overmolded design protects against moisture, dust and damage.
- 10-year limited warranty

Components

SKU	Description	Package Quantity
GEBI71-2	Tetra EdgeStrip 7100K	32 Modules
GEBI50-2	Tetra EdgeStrip 5000K	32 Modules
GEBI41-2	Tetra EdgeStrip 4100K	32 Modules
GEBI32-2	Tetra EdgeStrip 3200K	32 Modules
GEBIH71-2	Tetra EdgeStrip High Output 7100K	32 Modules
GEBIH50-2	Tetra EdgeStrip High Output 5000K	32 Modules
GEBIH41-2	Tetra EdgeStrip High Output 4100K	32 Modules
GEBIH32-2	Tetra EdgeStrip High Output 3200K	32 Modules
9409	18 AWG Supply Wire (0.82 mm ²)	500 ft./spool (152.4 m)
191600041	22-14 AWG Twist-On Wire Connectors (0.33 – 2.08 mm ²)	500/PK
192160004	18-14 AWG In-line Connectors (IDC) (0.82 – 2.08 mm ²)	500/PK

Technical Specifications

Product	Wavelength/ CCT	Typical Brightness Lumens/ module	LEDs per Module	Energy Consumption Module Wattage	Energy Consumption System Wattage	100W Power Supply Loading	Viewing Angle
Tetra EdgeStrip	7100K, 5000K 4100K, 3200K	300 282	7	2.52w/module	2.96w/module	36 Modules	27 x 80°
Tetra Edgestrip High Output	7100K, 5000K 4100K, 3200K	550 500	7	5.40w/module	6.17w/module	17 Modules	27 x 80°

Dimmable	Yes (with dimmable power supply)		
Cutting Resolution	Cut on wire between every module		
Power Supply	GEPS24-25-NA Input: 100-305VAC; Output: 24VDC GEPS24D-80U Input: 90-305VAC; Output: 24VDC GEPS24-100U Input: 108-305VAC; Output: 24VDC GEPS24-200U Input: 90-305VAC; Output: 24VDC GEPS24-300U Input: 108-305VAC; Output: 24VDC		
Maximum Supply Wire Limits	80W, 100W, 200W, 300W	20W	Supply Wire Gauge
	20 ft. (6.1 m)	120 ft. (36.6 m)	18AWG/0.82mm ² supply wire - 9409
	25 ft. (7.6 m)		16AWG/1.31mm ² supply wire
	35 ft. (10.6 m)		14AWG/2.08mm ² supply wire
	40 ft. (12.1 m)		12AWG/3.31mm ² supply wire
	<i>Wiring to be installed in accordance with Article 725 of the National Electric code (NEC).</i>		
Operating Environment	-40 °C to +60 °C (-40 °F to +140 °F)		
Module Dimensions (h x l x w)	Tetra EdgeStrip: 0.59" x 1.98" x 5.45" (14.98 x 50.29 x 138.43 mm)		Tetra EdgeStrip HO: 0.76 x 1.98 x 5.45 (19.30 x 50.29 x 138.43 mm)
Sign Dimensions	For best results, recommended sign depth is 3 inches (76 mm) or greater		For best results, recommended sign depth is 5 inches (127 mm) or greater
Warranty	Limited system warranty of up to ten (10) years		
System Certifications	UL Recognized #E219167, UL Classified #E229508, CE, C-tick IP66 rated: separate enclosure required, damp location rated		