

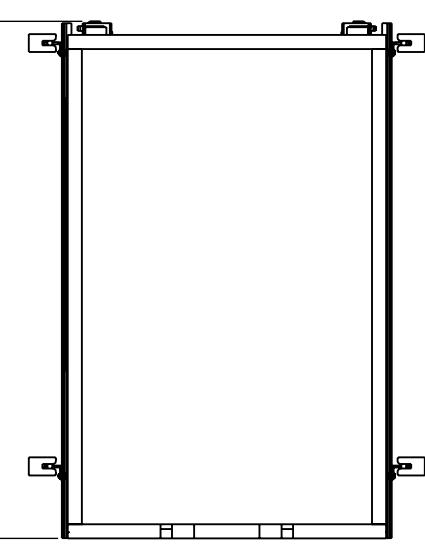
4

3

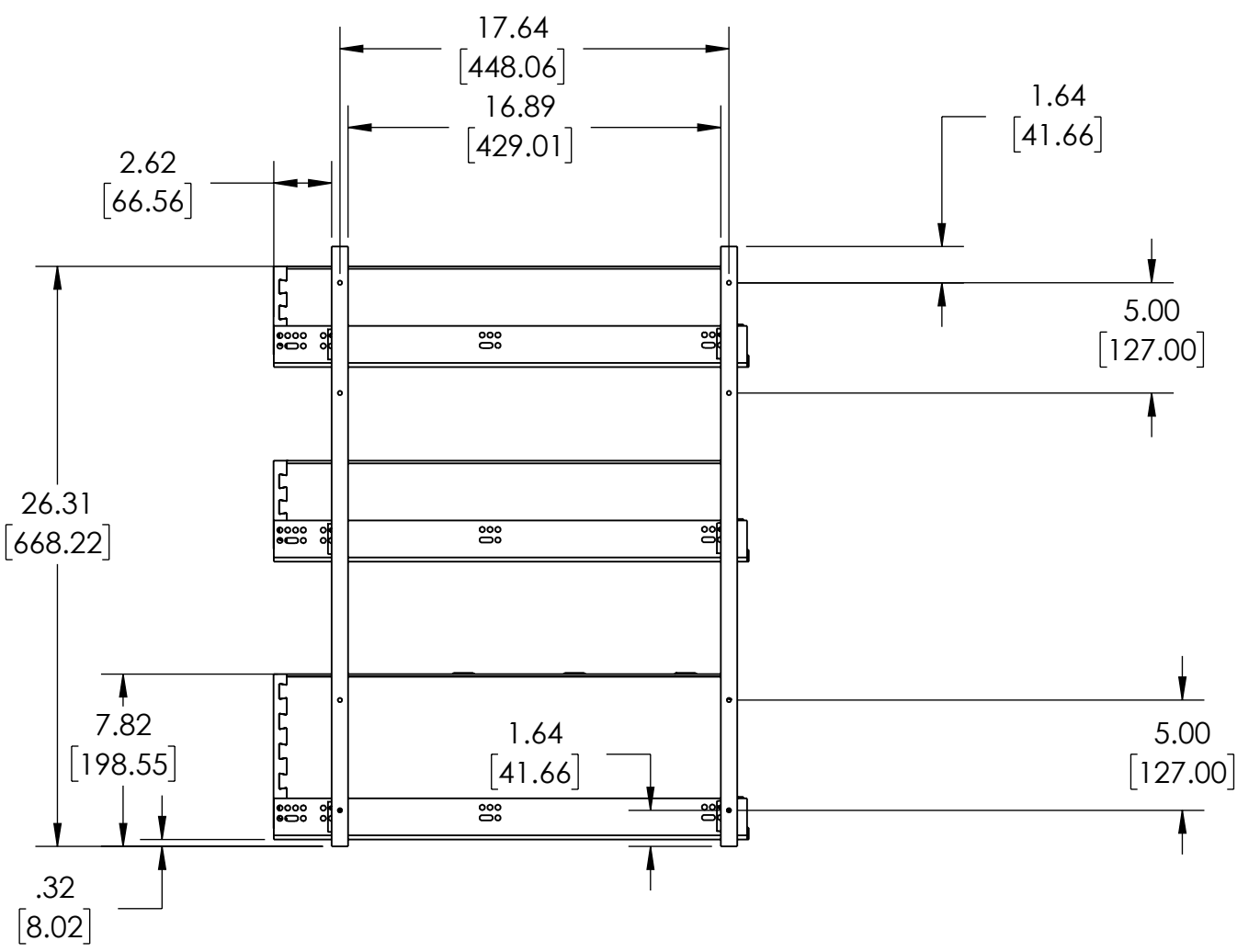
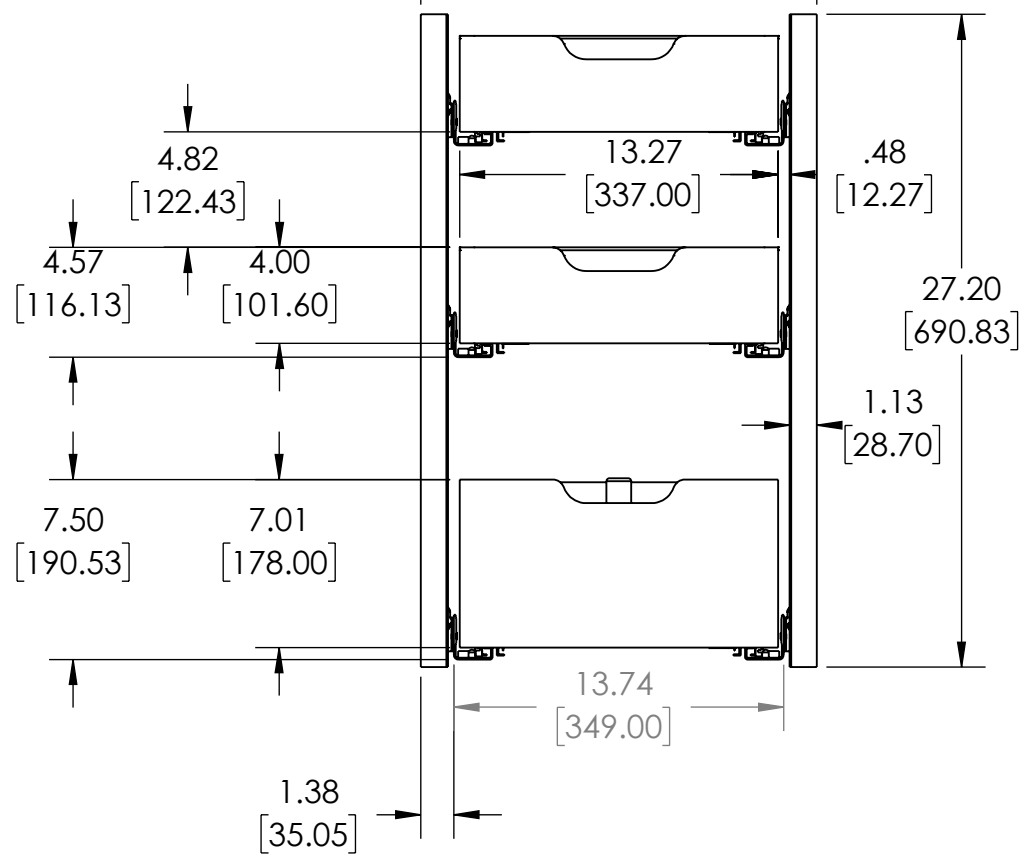
2

1

21.54
[547.20]



16.50
[419.10]



CUSTOMER DRAWING



PROPRIETARY AND CONFIDENTIAL
This drawing is the property of Rev-A-Shelf LLC (RAS) and is disclosed in confidence to the extent its subject matter is original to RAS. Any vendor receiving this drawing from RAS shall hold and use this drawing for the sole benefit of RAS and shall not disclose it to, or use or reproduce it for any third party, or perform any act adverse to the interest of RAS with respect to this drawing without the express written permission of RAS. Vendors shall not revise any physical, dimensional or performance characteristic unless authorized by Rev-A-Shelf Engineering.

UNCONTROLLED IF PRINTED

REV	DATE	BY	DESCRIPTION OF CHANGE

UNLESS OTHERWISE SPECIFIED:		
TOLERANCES = INCH/(MM)		
MAT. DEC.		
(WOOD) .XX +/--.03 [.8mm]		
(OTHER) .XX +/--.02 [.5mm]		
(ALL) .XXX +/--.005 [.13 mm]		
FRACTIONS +/-1/32 [.8 mm]		
ANGLES +/-1/2°		
First Angle Projection		
MATERIAL	FINISH	
DO NOT SCALE DRAWING	NAME	DATE
DRAWN	BKT	12-6-23

Description:		
PILASTER 27-18SC-3		
PART NO. 4PIL27-18SC-3		
SIZE	DWG. NO.	
B	4PIL27-18SC-3	
SCALE: 1:8	WEIGHT:	SHEET 1 OF 2

4

3

2

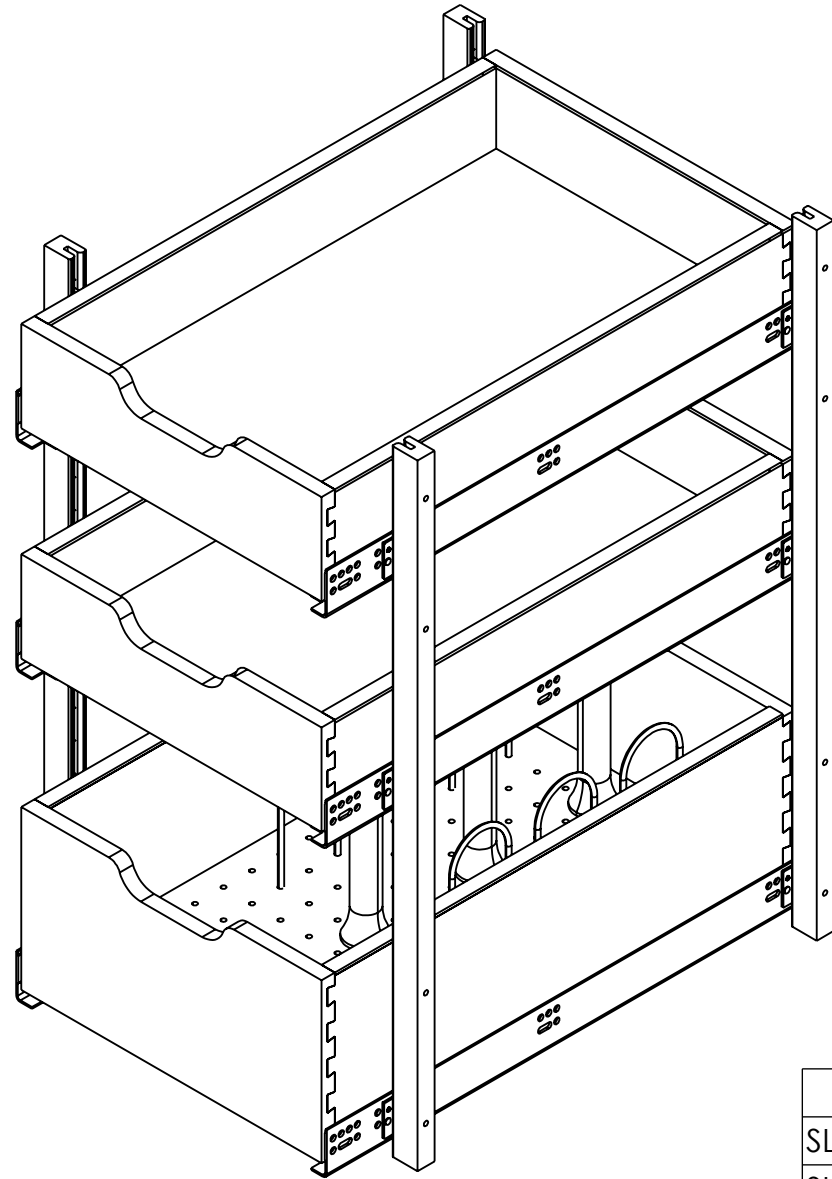
1

4

3

2

1



PART DIMENSIONS	
WIDTH	16.50 [419.1]
DEPTH	21.54 [547.1]
HEIGHT	27.20[690.83]

MIN CABINET OPENING				
	FACE FRAME	FRAMELESS	INSET FACE FRAME	INSET FRAMELESS
WIDTH	13.75 [349.3]	16.50[419.1]	13.75 [349.3]	16.50 [419.1]
DEPTH	21.68 [550.7]	21.68 [550.7]	22.43 [569.7]	22.43 [569.7]
HEIGHT *	27.31 [693.7]	27.31 [693.7]	27.31 [693.7]	27.31 [693.7]

* MCO HEIGHT DEPENDENT ON BIN PLACEMENT AND UTENSILS USED

SLIDE SPECIFICATIONS				
SLIDE MANUFACTURER	BLUM			
SLIDE PART NO.	563H5330B	RELEASE PART NO.	T51-1801	
SLIDE TYPE	TANDEM PLUS BLUMOTION	SLIDE EXTENSION	FULL	MAX WEIGHT RATING
SLIDE CLOSING	SOFT	SLIDE LENGTH	21.00 [533]	
SLIDE MOUNTING	SIDE	SLIDE FINISH	ZINC	90

CUSTOMER DRAWING

UNLESS OTHERWISE SPECIFIED:		Description:	
TOLERANCES = INCH/(MM) MAT. DEC. (WOOD) .XX +/--.03 [.8mm] (OTHER) .XX +/--.02 [.5mm] (ALL) .XXX +/--.005 [.13 mm] FRACTIONS +/-1/32 [.8 mm] ANGLES +/-1/2°		PILASTER 27-18SC-3	
First Angle Projection		PART NO. 4PIL27-18SC-3	
MATERIAL	FINISH	SIZE B	DWG. NO. 4PIL27-18SC-3
DO NOT SCALE DRAWING	NAME	DATE	REV
DRAWN			SCALE: 1:8 WEIGHT: SHEET 2 OF 2



PROPRIETARY AND CONFIDENTIAL
This drawing is the property of Rev-A-Shelf LLC (RAS) and is disclosed in confidence to the extent its subject matter is original to RAS. Any vendor receiving this drawing from RAS shall hold and use this drawing for the sole benefit of RAS and shall not disclose it to, or use or reproduce it for any third party, or perform any act adverse to the interest of RAS with respect to this drawing without the express written permission of RAS. Vendors shall not revise any physical, dimensional or performance characteristic unless authorized by Rev-A-Shelf Engineering.

UNCONTROLLED IF PRINTED

REV	DATE	BY	DESCRIPTION OF CHANGE

4

3

2

1

B

B

A

A