

RTL

4" Temporary LED Downlight

NICOR®

12
PACK
BULK ORDER

4000K

PERFECT SOLUTION FOR TEMPORARY NEEDS

Offering both quality & cost-effectiveness with 945 lumens at 4000K and in bulk order of 12 packs

EFFICIENT DESIGN

Aluminum housing routes heat away from the custom-designed, integrated driver

INSTALLATION

Simple installation process & compatibility with 4" junction boxes

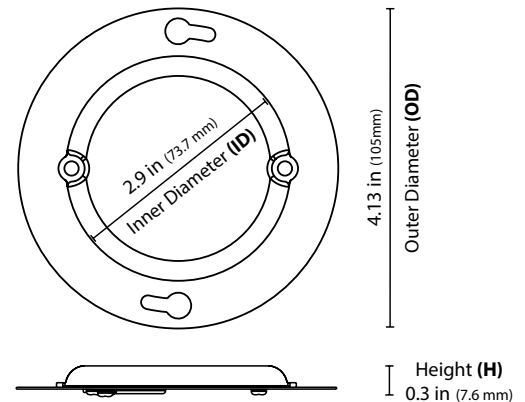
The RTL Temporary Light is your reliable lighting solution for any temporary construction setting. Emitting 945 lumens of bright, energy-efficient light at 4000K, the RTL is perfect for illuminating spaces with temporary lighting needs, offering both reliability and quality. Its simple installation process and compatibility with most 3" and 4" junction boxes make it a convenient choice for any temporary lighting project. Available in a bulk pack of 12 fixtures, the RTL is both cost-effective and efficient for your lighting needs.

Ordering Information <i>Example: RTL411204KWH</i>					
Series	Version	Voltage	CCT's	CRI	Trim
RTL4	1	120	4K (4000K)	_blank (80CRI)	WH (White)
				9 (90CRI)	

Specifications and dimensions subject to change without notice.
Please refer to the website for the most up-to-date information.

Recommended Dimmers*	
Lutron DVCL-153P	Lutron SCL-153P
Lutron TGCL-153PH-WH	Leviton R62-6674-POW

*Not a complete list. Check compatibility before installation



CRI 80+

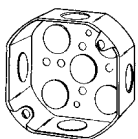
Lumens
945

Efficacy
93.6 Lm/W

INSTALL IN 4 EASY STEPS

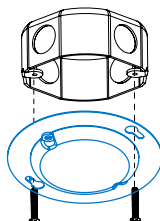
1

Identify location. The RTL can be used for both new construction and remodel installation. The RTL is compatible with any 3" & 4" Junction Boxes.



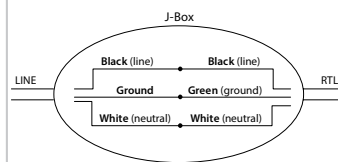
2

Attach the mounting screw to the junction box.



3

Splice the fixture wires to the building wires with wire nuts (included): Refer to the wiring diagram below:



4

Carefully route wires into the junction box & push the downlight upward, twist & lock, ensure it is flush with the ceiling surface. Secure the fixture with two (2) mounting screws.

