



## ! IMPORTANT SAFEGUARDS !

**WHEN USING ELECTRICAL EQUIPMENT, BASIC SAFETY PRECAUTIONS SHOULD ALWAYS BE FOLLOWED, INCLUDING THE FOLLOWING:**

1. Do not use outdoors.
2. Do not mount near gas or electric heaters.
3. Equipment should be mounted in locations and at heights where it will not be subjected to tampering by unauthorized personnel.
4. The use of accessory equipment not recommended by the manufacturer may cause an unsafe condition.
5. Do not use this equipment for other than its intended use.
6. The installation must only be performed by a licensed electrician.
7. To prevent death, injury or damage to property, this product must be installed in accordance to National Electrical Code (NFPA70) in the US or Canadian Electrical Code (CSA 22.1) in Canada.
8. Disconnect power before installing the product or servicing it.
9. Operational ambient temperature: 0°C to 40°C

**SAVE THESE INSTRUCTIONS READ AND FOLLOW ALL SAFETY INSTRUCTIONS**

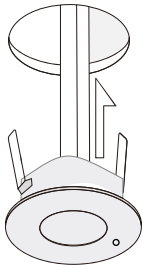
### What's In The Box



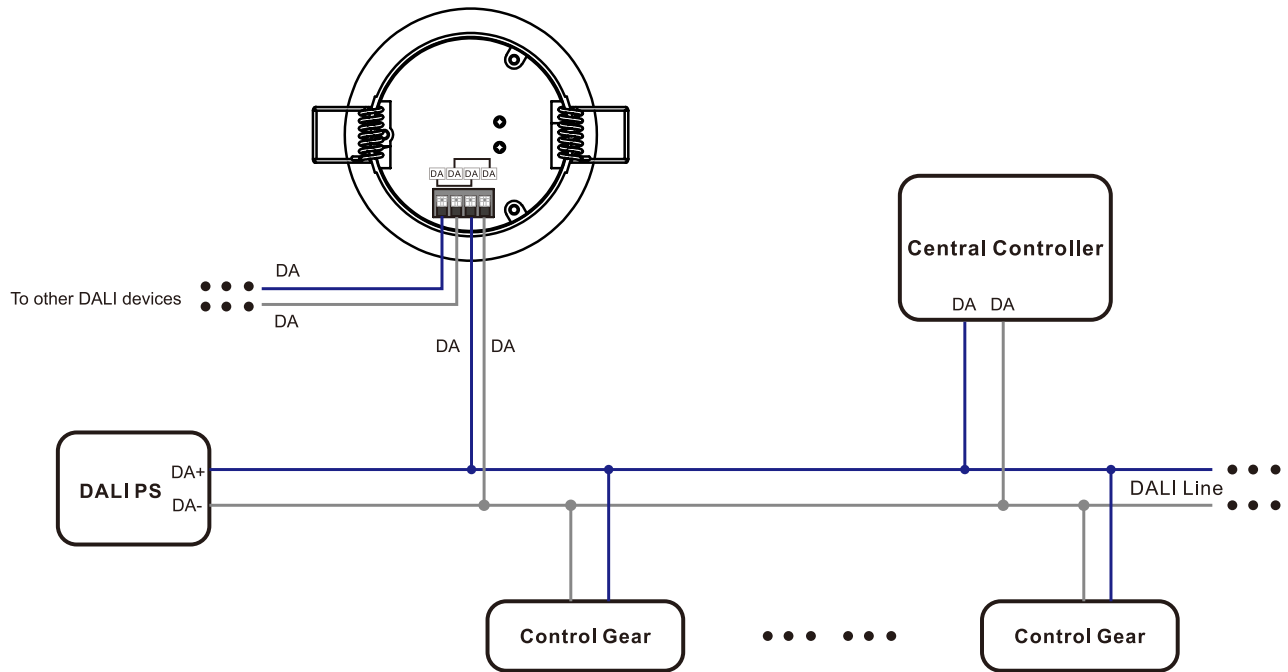
(1) IMS3PIR

### Tools Needed

A hole saw of the proper dimensions or some other form of saw will be needed to cut the installation hole.

<p>1 Carefully unpack the unit from its packaging. Inspect product for defects due to shipping.</p>	<p>2 Turn off power to the fixture at the IMS.</p>
<p>3 Identify fixture location and cut the mounting hole. Hole diameter to be 2.75-2.87" (70-73mm).</p>	<p>4 Connect DALI wiring to sensor according to wiring diagram (below).</p>
<p>5 Bend springs up and push sensor through hole into ceiling.</p> 	<p>6 Connect DALI wiring to sensor according to wiring diagram (below). Installation is complete.</p>

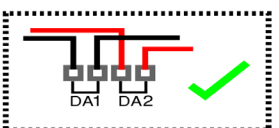
## WIRING DIAGRAM



**WARNING**

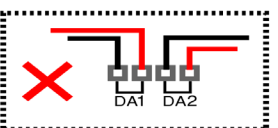
Terminal pairs marked with brackets are internally connected. Connecting both DALI bus wires to terminals within the same bracketed pair will cause a short circuit and DALI communication failure. Always connect the DALI bus wires to terminals in separate bracketed pairs. Refer to the wiring example below.

DA2  
[ DA | DA | DA | DA ]  
DA1



DA1 DA2

DA1 DA2  
[ DA | DA ] [ DA | DA ]



DA1 DA2

REFER TO THE APPLICABLE DEVICE SPECIFICATION SHEETS FOR PRODUCT-SPECIFIC LIMITED WARRANTY INFORMATION.

THIS LIMITED WARRANTY DOES NOT COVER THE FOLLOWING:

- Defects or damages resulting from improper installation, operation, storage, misuse or abuse, accident, or neglect;
- Defects or damages resulting from improper service, testing, adjustment, installation, maintenance, alteration, connection to out-of-specification electrical service, corrosive or damp environments, or connection to incompatible equipment or devices (e.g., connecting non-dimmable lighting products to dimmers);
- Damage which occurs in transit;
- Power surges or overheating due to external conditions • Acts of nature including but not limited to lightning strikes

ANY IMPLIED WARRANTIES, INCLUDING WITHOUT LIMITATION, THE IMPLIED WARRANTIES OF MERCHANTABILITY AND FITNESS FOR A PARTICULAR PURPOSE SHALL BE LIMITED TO THE DURATION OF THIS LIMITED WARRANTY, OTHERWISE THE REPAIR, REPLACEMENT, OR REFUND AS PROVIDED UNDER THIS EXPRESS LIMITED WARRANTY IS THE EXCLUSIVE REMEDY OF THE CONSUMER, AND IS PROVIDED IN LIEU OF ALL OTHER WARRANTIES, EXPRESS OR IMPLIED. IN NO EVENT SHALL NICOR BE LIABLE, WHETHER IN CONTRACT OR IN TORT (INCLUDING NEGLIGENCE) FOR DAMAGES IN EXCESS OF THE PURCHASE PRICE OF THE PRODUCT, OR FOR ANY INDIRECT, INCIDENTAL, SPECIAL OR CONSEQUENTIAL DAMAGES OF ANY KIND, OR LOSS OF REVENUE OR PROFITS, LOSS OF BUSINESS OR OTHER FINANCIAL LOSS ARISING OUT OF OR IN CONNECTION WITH THE ABILITY OR INABILITY TO USE THE PRODUCT TO THE FULL EXTENT THESE DAMAGES MAY BE DISCLAIMED BY LAW.

This device complies with part 15 of the FCC Rules. Operation is subject to the following two conditions: (1) This device may not cause harmful interference, and (2) this device must accept any interference received, including interference that may cause undesired operation. NOTE: This equipment has been tested and found to comply with the limits for a Class A digital device, pursuant to part 15 of the FCC Rules. These limits are designed to provide reasonable protection against harmful interference when the equipment is operated in a commercial environment. This equipment generates, uses, and can radiate radio frequency energy and, if not installed and used in accordance with the instruction manual, may cause harmful interference to radio communications. Operation of this equipment in a residential area is likely to cause harmful interference in which case the user will be required to correct the interference at his own expense.