

Lumination® LED Luminaires

LED Pendant Suspended Luminaire
LPS Series - 120-277V

Project Name _____

Date _____ Type _____

Notes _____

Shown with
MoonGlow™
Acrylic refractor
accessory



PRODUCT DESCRIPTION

Current's Lumination® LPS Series LED pendant suspended luminaire is designed to deliver efficient lighting for commercial and retail applications. LPS fixtures are IP 65 rated and available with 3-13% upright with use of refractor and conical drop lens accessories. These exceptionally energy proficient lighting fixtures offer a long life and deliver a remarkable qualified lumens per watt allowing for lower maintenance and operating costs. Choose from several lumen, CRI, and CCT options in addition to refractor and lens accessories. The LPS Series is easy to install – great for commercial, retail, grocery, and gymnasium applications.

PERFORMANCE SUMMARY

Delivered Lumen Output: Up to 22000 lumens

Input Voltage: 120-277V

System Input Power: 65-160 watts

Efficacy: Up to 141 LPW

CRI: 80 CRI

CCT: 3500K/4000K/5000K

Projected L90: > 57,000 Life Hours

Limited Warranty: 5 Years

IP Rating: IP65

Impact Rating: IK03

Vibration Rating: 2G for hook & pendant mount

Wet Rated: Yes, IP65 UL 1598

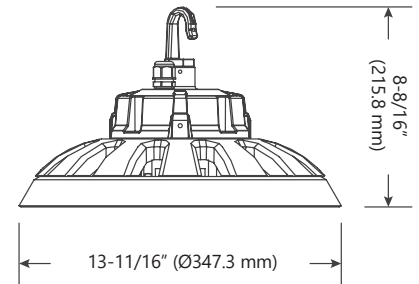

Spacing: 1.5

Weight: 4.0kg (8.8lbs)

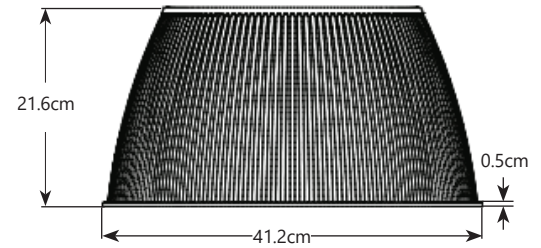
Temperature Rating: -20°C to +50° C

PRODUCT DIMENSIONS

LPS with MoonGlow™ Acrylic refractor and Conical Drop Lens



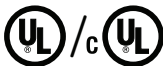
LPS with MoonGlow™ Acrylic refractor and Conical Drop Lens



93099795 - 16" Acrylic MoonGlow™ refractor

CERTIFIED BY

*Wet rated,
IP65, UL1598



Please refer to the DLC QPL website for the latest and most complete information.
www.designlights.org/QPL

Please contact the Fixture Technical Support team for technical questions.
lightingproinfo@gecurrent.com or
1-888-694-3533, Option #2

Lumination® LED Luminaires

LPS Series - Pendant Suspended

Catalog Logic

Project Name _____

Date _____ Type _____

Notes _____

ORDERING INFORMATION

LPS	0	--	--	8	--	V	RI	WHITE	--
FAMILY	VOLTAGE	NOMINAL LUMENS	DISTRIBUTION	CRI	CCT	CONTROLS	MOUNTING	FINISH	OPTIONS
LPS = Lumination® Pendant Suspended	0 = 120-277V	09 = 9,000 lumens 12 = 12,000 lumens 18 = 18,000 lumens 22 = 22,000 lumens	06 = 60° 10 = 100°* <small>*Note: 1.5 spacing criteria</small>	8 = 80 CRI	35 = 3500K 40 = 4000K 50 = 5000K	V = 0-10V Dimming	RI = Hook mount, 10' cord <small>*SLOW 18-AWG 3-cond cord. Hook/fixture fitting thread is 1/2". To pendant mount see installation guide for options with 3/4" NPT</small>	WHITE = White	(blank) = None A = Expedited shipping* <small>*Contact pricing for adder</small>

ACCESSORIES-FIELD INSTALLABLE
93099795 = 16" Highbay MoonGlow™ Acrylic refractor
93083042 = 16" Acrylic Conical drop lens, must order with 93099795 for complete assembly
93099239 = Safety tether, 28 in. (70cm) length
93099238 = U-Bracket wall mount, dimensions on pg. 2
93118016 = 16" wire guard, used with Refractor (93099795)

TYPICAL INITIAL LUMENS 5000K, 80 CRI	TYPICAL SYSTEM WATTS 120-277V	LPW
09 = 9,000 lumens	65	138
12 = 12,000 lumens	85	141
18 = 18,000 lumens	130	138
22 = 22,000 lumens	160	138

QUICKSHIP FIXTURES		
SKU#	CATALOG LOGIC	DESCRIPTION
93099218	LPS00910840VRIWHITE	120-277V, 9000 lumen, 80CRI, 4000K, 100deg, 0-10V
93099224	LPS01210840VRIWHITE	120-277V, 12000 lumen, 80CRI, 4000K, 100deg, 0-10V
93099230	LPS01810840VRIWHITE	120-277V, 18000 lumen, 80CRI, 4000K, 100deg, 0-10V
93099236	LPS02210840VRIWHITE	120-277V, 22000 lumen, 80CRI, 4000K, 100deg, 0-10V
93099231	LPS01810850VRIWHITE	120-277V, 18000 lumen, 80CRI, 5000K, 100deg, 0-10V

MULTIPLIERS
Lumen Multiplier = 0.95 for CCT = 3500K
Lumen Multiplier = 0.98 for CCT = 4000K
Lumen Multiplier = 0.95 for 60deg distribution
Lumen Multiplier = 0.98 for Acrylic Refractor
Lumen Multiplier = 0.93 for Acrylic Refractor and Conical Drop Lens

Lumination® LED Luminaires

LPS Series - Pendant Suspended

Typical Specification

Project Name _____

Date _____ Type _____

Notes _____

LED & OPTICAL ASSEMBLY

CRI: 80 CRI

IES TM-21 Calculation at 25C:

Projected L90: > 57,000 Life Hours

IES TM-21 Calculation at 47C:

Projected L70: > 61,000 Life Hours

ELECTRICAL

Input Voltage: 120-277V

Input Frequency: 50/60Hz

System Power Factor (PF): >0.9*

Total Harmonic Distortion (THD): <20%*

LED Driver Type: Class 1 programmable

* PF and THD may vary with options

RATINGS & EVALUATIONS

Operating Temperature: -20°C to +50°C

Storage Temperature: -40°C to +70°C

Surge Protection: ANSI C82.77 Compliant

Location: IP65-Indoor & Industrial application

Safety: UL/cUL Listed   UL 1598

Environmental: RoHS compliant

utility: DLC™ Qualified Product Listed

CONSTRUCTION & FINISH

Housing: Die cast aluminum heatsink

Lensing: Acrylic Lens

Paint: Custom colors available

Weight:

4.0kg (8.8lbs) for all fixtures

MOUNTING

Hook mount - for chain or ring mount

Pendant - field install with 1/2" NPT thread, see installation guide, for fittings for 3/4"

U-bracket - field installable accessory

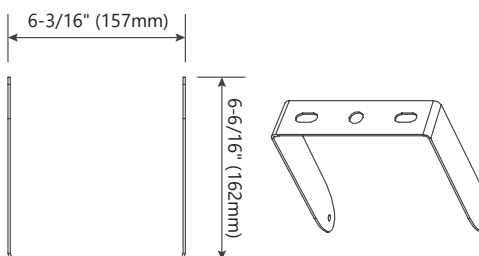
DESIGN LIFE & WARRANTY

System Warranty: 5 Year limited warranty

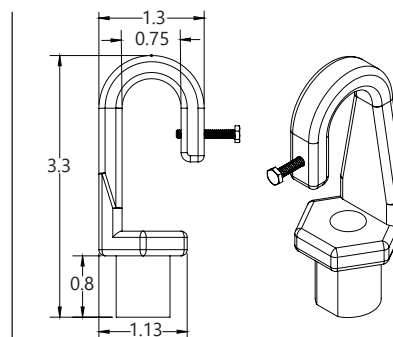
For more information and access to all of our resources, including our design tool visit:

www.products.gecurrent.com

U-BRACKET & HOOK PRODUCT DIMENSIONS:

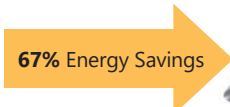

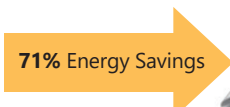

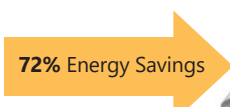



93099239 accessory-screws for attaching to fixture included.



Hook included with all fixtures, comes with safety screw.

CURRENT LUMINATION® LPS SERIES CONVERSION CHART BASED ON INITIAL LUMENS

Traditional Lamp	Current Lumination® LPS Series @ 120-277V
High Bay 175W HID 200W Input	  9000 Lumens 65W Lifetime Savings \$675
High Bay 250W HID 290W Input	  12000 Lumens 85W Lifetime Savings \$1,025
High Bay 400W HID 460W Input	  18000 Lumens 130W Lifetime Savings \$1,650

Lumination® LED Luminaires

LPS Series - Pendant Suspended

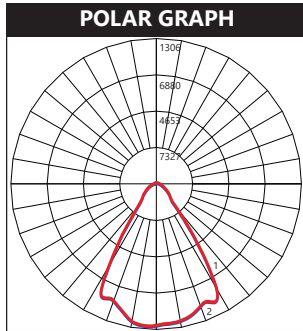
Photometric Data

Project Name _____

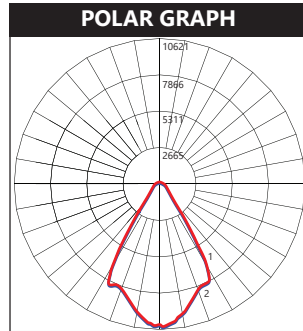
Date _____ Type _____

Notes _____

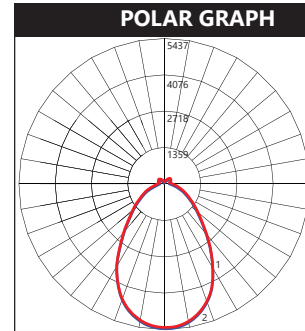
PHOTOMETRIC DATA



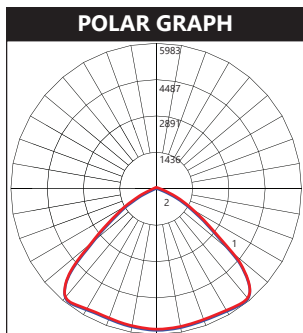
LPS-0-xx-06-8-xx-V-RI-WHITE
60° optical distribution, no uplight



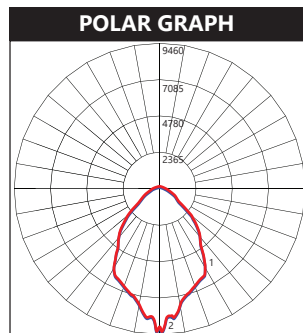
LPS-0-xx-06-8-xx-V-RI-WHITE + refractor
60° optical distribution, **3% uplight**



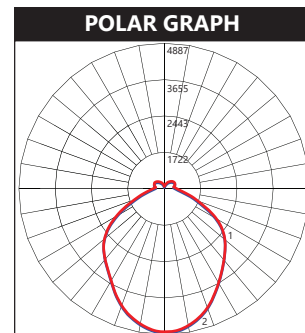
LPS-0-xx-06-8-xx-V-RI-WHITE + refractor + lens
60° optical distribution, **11% uplight**



LPS-0-xx-10-8-xx-V-RI-WHITE
100° optical distribution, no uplight



LPS-0-xx-10-8-xx-V-RI-WHITE + refractor
100° optical distribution, **5% uplight**



LPS-0-xx-10-8-xx-V-RI-WHITE + refractor + lens
100° optical distribution, **13% uplight**