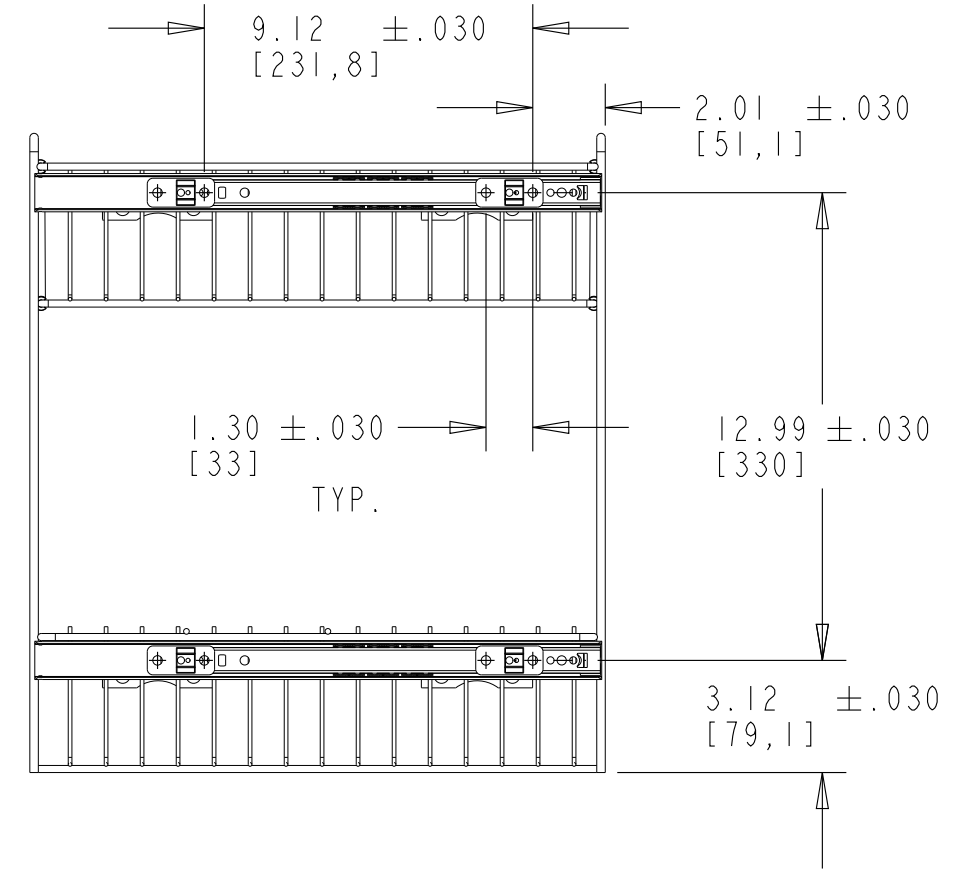
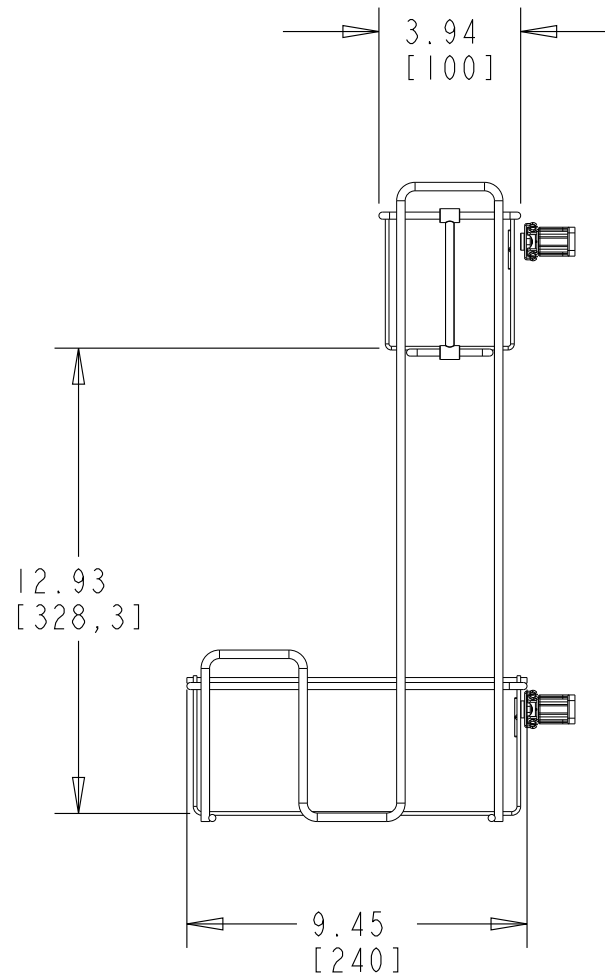


USE THESE HOLES FOR LEFT SIDE MOUNTING
(USE OTHER 4 HOLES FOR RIGHT SIDE MOUNTING)

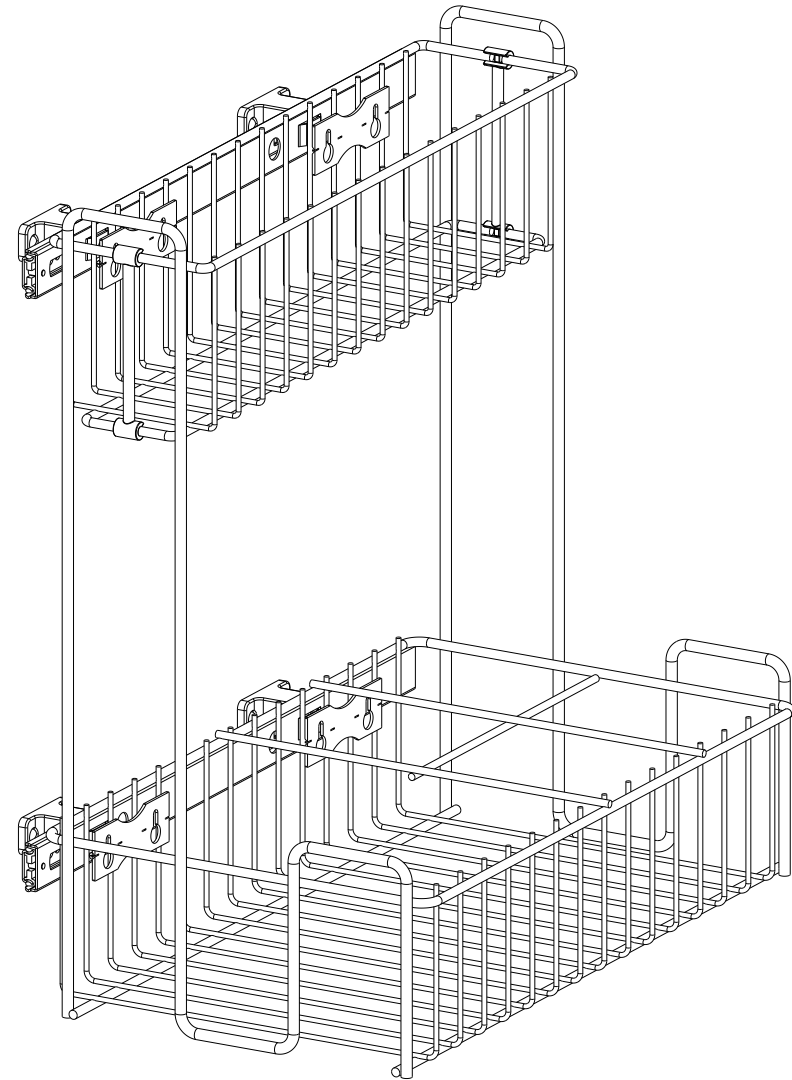


CUSTOMER DRAWING

This drawing is the property of Rev-A-Shelf (RAS) and is disclosed in confidence to the extent its subject matter is original to RAS. Any vendor receiving this drawing from RAS shall hold and use this drawing for the sole benefit of RAS and shall not disclose it to, or use or reproduce it for any third party, or perform any act adverse to the interest of RAS with respect to this drawing without the express written permission of RAS. Vendors shall not revise any physical, dimensional or performance characteristic unless authorized by Rev-A-Shelf Engineering.

REV.	DATE	BY	DESCRIPTION OF CHANGE

INCH [MM]	AMERICAN PROJECTION 	BY	DATE	REV-A-SHELF, INC.	
		DRAWN	KRR 7-17-13	SIZE	B
TOLERANCES		MATERIAL	DRAWING NO.	SCALE	
MAT.	DEC.	FINISH	548-10CR-1	0.188	
(WOOD) .XX ±.03 [.8mm]	(OTHER) .XX ±.02 [.5mm]		PART NO.	548-10CR-1	SHEET OF
(ALL) .XXX ±.005 [.13 mm]	FRACTIONS ±1/32 [.8 mm]				



PART DIMENSIONS	
WIDTH	10.78 [273,8]
DEPTH	15.98 [406]
HEIGHT	17.76 [451]

MIN CABINET OPENING				
	FACE FRAME	FRAMELESS	INSET FACE FRAME	INSET FRAMELESS
WIDTH	10.00 [254]	11.00 [279]	10.00 [254]	11.00 [279]
DEPTH	16.13 [410]	16.13 [410]	16.88 [429]	16.88 [429]
HEIGHT	18.25 [464]	18.25 [464]	18.25 [464]	18.25 [464]

SLIDE SPECIFICATIONS				
SLIDE TYPE	BALL BEARING	SLIDE EXTENSION	8.82 [224MM]	MAX WEIGHT RATING
SLIDE CLOSING	NORMAL	SLIDE LENGTH	15.75 [400MM]	
SLIDE MOUNTING	SIDE	SLIDE FINISH	ZINC	50 LB

CUSTOMER DRAWING

This drawing is the property of Rev-A-Shelf (RAS) and is disclosed in confidence to the extent its subject matter is original to RAS. Any vendor receiving this drawing from RAS shall hold and use this drawing for the sole benefit of RAS and shall not disclose it to, or use or reproduce it for any third party, or perform any act adverse to the interest of RAS with respect to this drawing without the express written permission of RAS. Vendors shall not revise any physical, dimensional or performance characteristic unless authorized by Rev-A-Shelf Engineering.

REV.	DATE	BY	DESCRIPTION OF CHANGE

INCH [MM]	AMERICAN PROJECTION	DRAWN	BY	DATE	REV-A-SHELF, INC.
			KRR	7-17-13	
TOLERANCES		MATERIAL	DRAWING NO.		SCALE
MAT.	DEC.		548-10CR-1		
(WOOD) .XX ±.03 [8mm]	(OTHER) .XX ±.02 [5mm]	FINISH	PART NO.		SHEET OF
(ALL) .XXX ±.005 [13 mm]	FRACTIONS ±1/32 [8 mm]		548-10CR-1		
ANGLES ±1/2°					