

# EVOLVE

## EPAM Americana

### LED Post Top Lighting



Project Name \_\_\_\_\_  
 Date \_\_\_\_\_ Type \_\_\_\_\_  
 Notes \_\_\_\_\_

The **Evolve®** LED Americana Post Top offers energy efficiency and quality of light in a classic, Acorn look and style.

### CONSTRUCTION

<b>Housing:</b>	Diecast aluminum housing.
<b>Lens:</b>	Acrylic or Polycarbonate Globe
<b>Paint:</b>	Corrosion resistant polyester powder paint, minimum 2.0 mil thickness Standard = Black, Dark Bronze RAL & custom colors available
<b>Weight:</b>	< 20 lbs (9.07 kgs)

### OPTICAL SYSTEM

<b>Lumens:</b>	1,900 – 12,600
<b>Distribution:</b>	Symmetric Asymmetric
<b>Efficacy:</b>	74-155 LPW
<b>CCT:</b>	3000K, 4000K
<b>CRI:</b>	≥70

### ELECTRICAL

<b>Input Voltage:</b>	120-277V
<b>Input Frequency:</b>	50/60Hz
<b>Power Factor:</b>	≥ 90% at rated watts*
<b>Total Harmonic Distortion:</b>	≤ 20% at rated watts

\*PF >0.88 for 1C and 1H globes at 02 Lumen Output above 240V

### SURGE PROTECTION\*

Standard	Optional
10kV/5kA	Secondary 10kV/5kA (R Option) Secondary 20kV/10kA (T Option)

\*Per ANSI C136.2-2015

### WARRANTY

5 Year (Standard)

10 Year (Optional)

### LUMINAIRE AMBIENT TEMPERATURE FACTOR (LATF)

Ambient Temp (°C)	Initial Flux Factor	Ambient Temp (°C)	Initial Flux Factor
10	1.02	30	0.99
20	1.01	40	0.98
25	1.00	50	0.97

### OPERATING TEMPERATURE

Globe	Min Ambient Temp (°C)	Max Ambient Temp (°C)	Lumen Output
1C & 1H	-40°	50°	02 to 10
	-40°	40°	12
1D	-40°	50°	02 to 08
	-40°	45°	10
1M	-40°	50°	02 to 06
	-40°	45°	07

### RATINGS

<b>Vibration:</b>	1.5G per ANSI C136.41-2010
<b>LM-79:</b>	Testing in accordance with IES Standards
<b>Environmental:</b>	Complies with the material restrictions of RoHS

### CONTROLS

<b>Dimming:</b>	Standard - 0-10V Optional - DALI (Option U)
<b>Sensors:</b>	Photo Electric Sensors (PE) available

### APPLICATIONS

- Local Roadways
- Parks and Pathways
- Antique Streetscapes
- University and Business Campuses



Not all product variations listed on this page are DLC qualified. Visit [www.designlights.org/search](http://www.designlights.org/search) to confirm qualifications.

## EPAM 01

PROD. ID	GEN	VOLTAGE	LUMEN OUTPUT <sup>4</sup>	DISTRIBUTION	CCT	CONTROLS	GLOBE	GLOBE MATERIAL	FINIAL READY	FINIAL	COLOR	OPTIONS
<b>E = Evolve</b>	01	0 = 120-277V <sup>3</sup>	02	A = Symmetric	30 = 3000K	1 = None	1C = Traditional Standard	A = Acrylic	F = Finial Ready <sup>2</sup>	A = Silhouette	BLCK = Black	F = Fusing
<b>P = Post Top</b>		1 = 120V	04	B = Asymmetric	40 = 4000K	A = ANSI C136.41 7-Pin Receptacle (in Base)	1H = Classic	P = Polycarbonate	X = No Finial Hole or Stud <sup>1</sup>	B = Acorn	DKBZ = Dark Bronze	R = Secondary 10kV/5kA SPD
<b>AM = Americana</b>		2 = 208V	06			D = ANSI C136.41 7-Pin Receptacle (in Base) w/ Shorting Cap	1D = Colony			C = Fleur-De-Lis	XXXX = RAL Color	T = Secondary Elevated Surge (20kV/10kA)
		3 = 240V	08			E = ANSI C136.41 7-Pin Receptacle (in Base) w/non-Dimming PE	1M = Colony w/Crown & Ribs			E = Blossom		U = DALI Programmable
		4 = 277V	10							F = Spike		V1 = Field Adjustable Module <sup>5</sup>
			12							G = Oak		XXX = Special Options
										X = None		

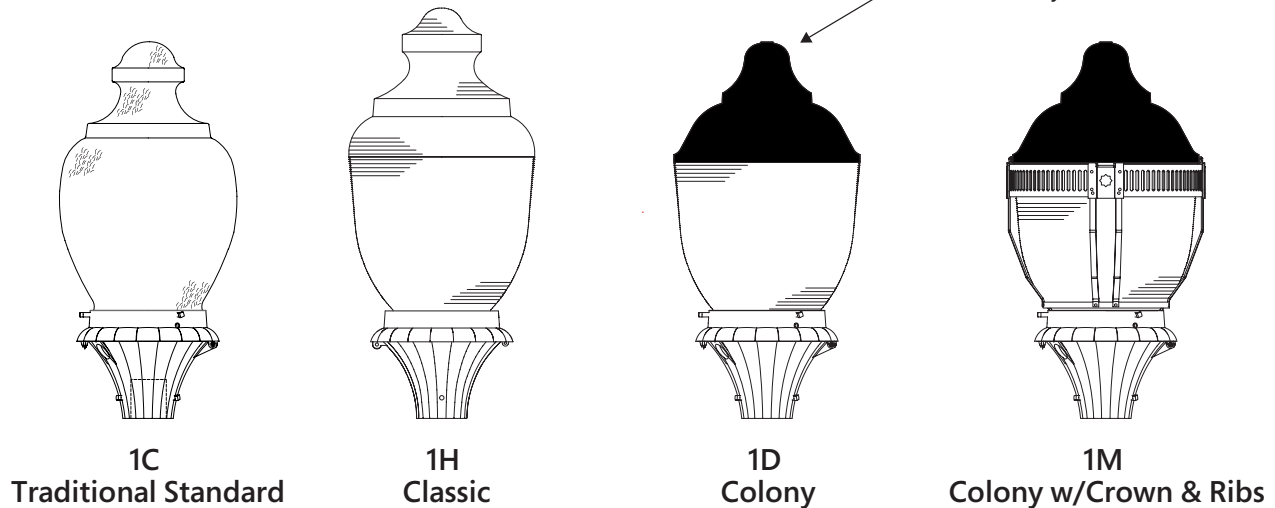
<sup>1</sup> If globe finial is not desired, choose FINIAL READY = X and FINIAL = X. If FINIAL READY = X, a finial cannot be added later.

<sup>2</sup> A Finial is not required to complete order and can be added later.

<sup>3</sup> Not Available with Fusing.

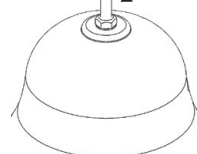
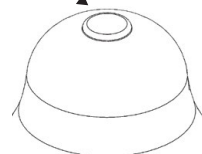
<sup>4</sup> Globe Choice affects total lumen output. See Spec Table for additional information.

<sup>5</sup> Not available with DALI "U" option.



No Finial hole or stud

Finial stud



Finial Ready = X

Finial Ready = F



Not all product variations listed on this page are DLC qualified. Visit [www.designlights.org/search](http://www.designlights.org/search) to confirm qualifications.

LUMEN OUTPUT	DIST. CODE	GLOBE	GLOBE MATERIAL	TYPICAL INITIAL LUMENS		TYPICAL SYSTEM WATTAGE	BUG RATINGS		TM-21-11 LXX (≥10k) @ HOURS		
				4000K	3000K	120-277V	4000K	3000K	25,000 HR	50,000 HR	60,000 HR
02	A Symmetric	1C Traditional Standard	A Acrylic	2300	2200	16	B1-U4-G2	B1-U4-G2	L96	L95	L94
04				4500	4400	29	B1-U5-G3	B1-U5-G3	L96	L95	L94
06				6600	6400	44	B2-U5-G3	B2-U5-G3	L95	L93	L92
08				8500	8200	59	B2-U5-G4	B2-U5-G3	L94	L91	L90
10				10600	10300	77	B3-U5-G4	B3-U5-G4	L92	L88	L86
12				12600	12200	97	B3-U5-G5	B3-U5-G4	L87	L78	L75
02	A Symmetric	1C Traditional Standard	P Polycarbonate	2200	2100	16	B1-U4-G2	B1-U4-G2	L96	L95	L94
04				4300	4200	29	B1-U5-G3	B1-U5-G3	L96	L95	L94
06				6300	6100	44	B2-U5-G3	B2-U5-G3	L95	L93	L92
08				8200	7900	59	B2-U5-G4	B2-U5-G4	L94	L91	L90
10				10200	9900	77	B3-U5-G4	B3-U5-G4	L92	L88	L86
12				12100	11700	97	B3-U5-G5	B3-U5-G4	L87	L78	L75
02	A Symmetric	1H Classic	A Acrylic	2200	2200	16	B1-U4-G1	B1-U4-G1	L96	L95	L94
04				4500	4300	29	B2-U5-G2	B2-U5-G2	L96	L95	L94
06				6500	6300	44	B2-U5-G2	B2-U5-G2	L95	L93	L92
08				8400	8200	59	B3-U5-G2	B3-U5-G2	L94	L91	L90
10				10500	10200	77	B3-U5-G3	B3-U5-G3	L92	L88	L86
12				12400	12100	97	B3-U5-G3	B3-U5-G3	L87	L78	L75
02	B Asymmetric	1H Classic	A Acrylic	2200	2100	16	B1-U4-G1	B1-U4-G1	L96	L95	L94
04				4400	4300	29	B1-U5-G2	B1-U5-G2	L96	L95	L94
06				6400	6200	44	B1-U5-G3	B1-U5-G3	L95	L93	L92
08				8300	8000	59	B2-U5-G3	B2-U5-G3	L94	L91	L90
10				10300	10000	77	B2-U5-G3	B2-U5-G3	L92	L88	L86
12				12300	11900	97	B2-U5-G3	B2-U5-G3	L87	L78	L75

\*Visit [www.designlights.org/search](http://www.designlights.org/search) to confirm qualifications.

For additional information on EPAM IES files, please click one of the following links:

[Non-Shielded](#)

[Shielded](#)



Not all product variations listed on this page are DLC qualified. Visit [www.designlights.org/search](http://www.designlights.org/search) to confirm qualifications.

Project Name \_\_\_\_\_

Date \_\_\_\_\_ Type \_\_\_\_\_

Notes \_\_\_\_\_

LUMEN OUTPUT	DIST. CODE	GLOBE	GLOBE MATERIAL	TYPICAL INITIAL LUMENS		TYPICAL SYSTEM WATTAGE	BUG RATINGS		TM-21-11 LXX (≥10k) @ HOURS		
				4000K	3000K	120-277V	4000K	3000K	25,000 HR	50,000 HR	60,000 HR
02	A Symmetric	1D Colony*	A Acrylic	2800	2700	23	B2-U3-G1	B2-U3-G1	L96	L94	L93
04				4600	4500	37	B2-U3-G2	B2-U3-G2	L96	L94	L93
06				6100	5900	50	B3-U4-G2	B3-U4-G2	L94	L91	L90
08				7800	7600	66	B3-U4-G3	B3-U4-G3	L92	L88	L87
10				9500	9200	86	B3-U5-G3	B3-U4-G3	L87	L79	L76
02	B Asymmetric	1D Colony*	A Acrylic	2800	2700	23	B1-U3-G2	B1-U3-G2	L96	L94	L93
04				4600	4500	37	B2-U3-G3	B2-U3-G3	L96	L94	L93
06				6100	5900	50	B2-U4-G3	B2-U4-G3	L94	L91	L90
08				7800	7600	66	B2-U4-G3	B2-U4-G3	L92	L88	L87
10				9500	9200	86	B3-U4-G3	B3-U4-G3	L87	L79	L76
02	A Symmetric	1M Colony w/ Crown & Ribs	A Acrylic	1900	1900	23	B1-U3-G1	B1-U3-G1	L96	L94	L93
04				4200	4100	50	B2-U3-G1	B1-U3-G2	L94	L91	L90
06				6100	5900	77	B3-U3-G2	B2-U3-G2	L90	L84	L81
07				6600	6400	86	B3-U3-G2	B3-U3-G2	L87	L79	L76
02	B Asymmetric	1M Colony w/ Crown & Ribs	A Acrylic	1900	1900	23	B1-U3-G1	B1-U3-G1	L96	L94	L93
04				4200	4100	50	B1-U3-G2	B1-U3-G2	L94	L91	L90
06				6100	5900	77	B2-U3-G3	B2-U3-G2	L90	L84	L81
07				6600	6400	86	B2-U3-G3	B2-U3-G3	L87	L79	L76

\*Visit [www.designlights.org/search](http://www.designlights.org/search) to confirm qualifications.

For additional information on EPAM IES files, please click one of the following links:

[Non-Shielded](#)

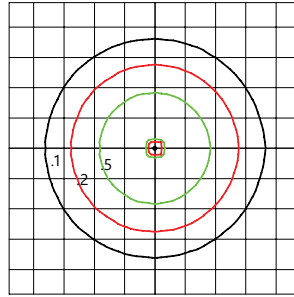
[Shielded](#)



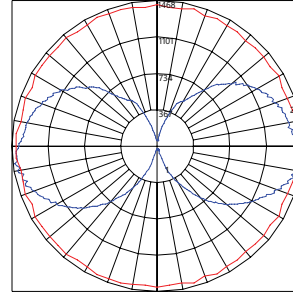
Not all product variations listed on this page are DLC qualified. Visit [www.designlights.org/search](http://www.designlights.org/search) to confirm qualifications.

**EPAM**  
**Symmetric**

12,600 Lumens  
4000K  
EPAM01\_12A40-1CA\_\_IES



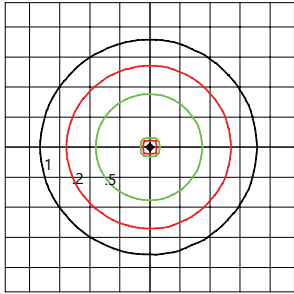
- Mounting Height at 16'
- Initial Footcandle at Grade



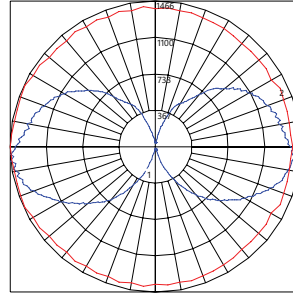
- Vertical plane at max Cd horiz. angle 5°
- Horizontal cone at max Cd vert. angle 87°

**EPAM**  
**Symmetric**

12,100 Lumens  
4000K  
EPAM01\_12A40-1CP\_\_IES



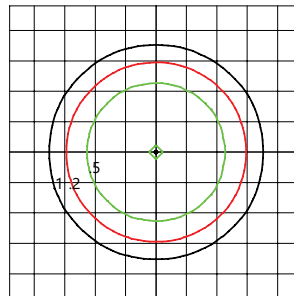
- Mounting Height at 16'
- Initial Footcandle at Grade



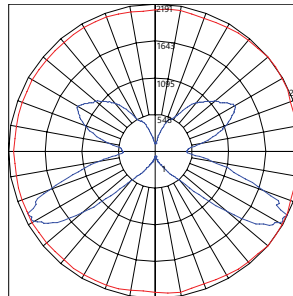
- Vertical plane at max Cd horiz. angle 180°
- Horizontal cone at max Cd vert. angle 84°

**EPAM**  
**Symmetric**

12,400 Lumens  
4000K  
EPAM01\_12A40-1HA\_\_IES



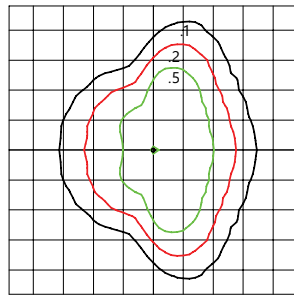
- Mounting Height at 16'
- Initial Footcandle at Grade



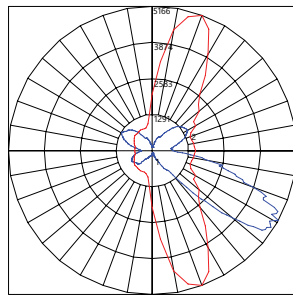
- Vertical plane at max Cd horiz. angle 40°
- Horizontal cone at max Cd vert. angle 64°

**EPAM**  
**Asymmetric**

12,300 Lumens  
4000K  
EPAM01\_12B40-1HB\_\_IES



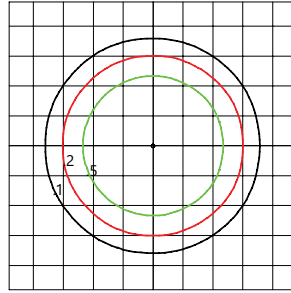
- Mounting Height at 16'
- Initial Footcandle at Grade



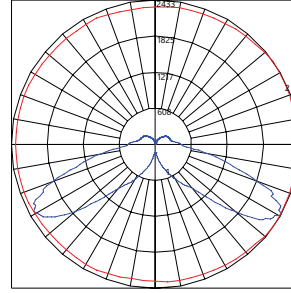
- Vertical plane at max Cd horiz. angle 70°
- Horizontal cone at max Cd vert. angle 61°

**EPAM**  
**Symmetric**

9,500 Lumens  
4000K  
EPAM01\_10A40-1DA\_\_IES



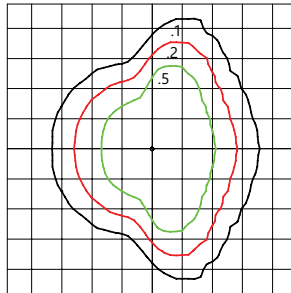
- Mounting Height at 16'
- Initial Footcandle at Grade



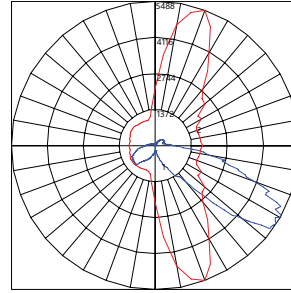
- Vertical plane at max Cd horiz. angle 61°
- Horizontal cone at max Cd vert. angle 35°

**EPAM**  
**Asymmetric**

9,500 Lumens  
4000K  
EPAM01\_10B40-1DB\_\_IES



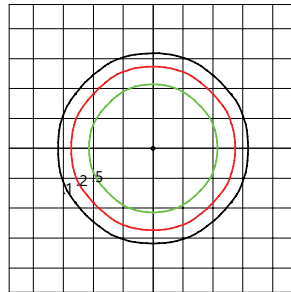
- Mounting Height at 16'
- Initial Footcandle at Grade



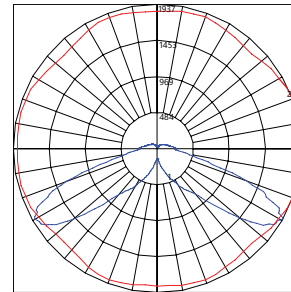
- Vertical plane at max Cd horiz. angle 70°
- Horizontal cone at max Cd vert. angle 61°

**EPAM**  
**Symmetric**

6,600 Lumens  
4000K  
EPAM01\_07A40-1MA\_\_IES



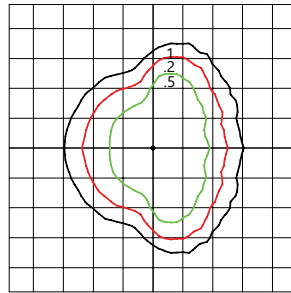
- Mounting Height at 16'
- Initial Footcandle at Grade



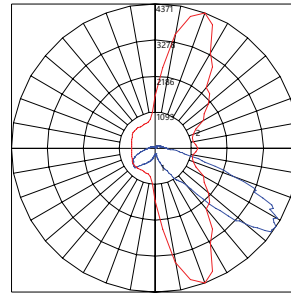
- Vertical plane at max Cd horiz. angle 61°
- Horizontal cone at max Cd vert. angle 20°

**EPAM**  
**Asymmetric**

6,600 Lumens  
4000K  
EPAM01\_07B40-1MB\_\_IES

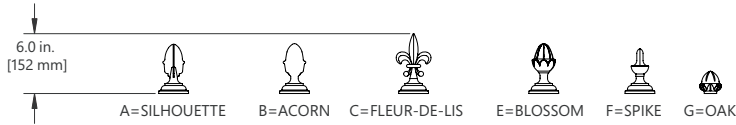


- Mounting Height at 16'
- Initial Footcandle at Grade

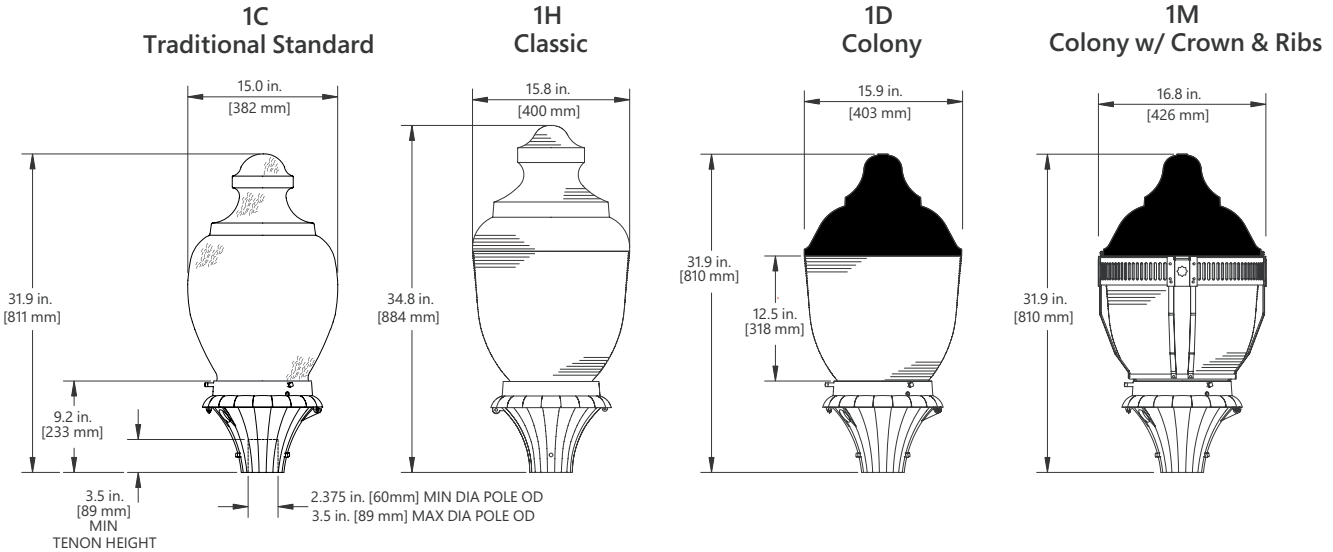


- Vertical plane at max Cd horiz. angle 70°
- Horizontal cone at max Cd vert. angle 57°

### FINIAL



### GLOBE



### WEIGHT

- < 20 lbs (9.07 kgs)

### EFFECTIVE PROJECTED AREA

- 1.4 sq ft max (0.13 sq M max)

### AVAILABLE FINIALS IF ORDERED SEPARATELY

MATERIAL DESCRIPTION	COLOR*	MATERIAL
FNLBL-ACN	BLACK	126817
FNLBL-BLS	BLACK	126819
FNLBL-FDL	BLACK	126812
FNLBL-OAK	BLACK	170102
FNLBL-SIL	BLACK	126816
FNLBL-SPK	BLACK	126818

\*Contact Factory for different finial colors

### SUGGESTED MOUNTING HEIGHT

- 8-16 ft. (2.5-5 M)

### MOUNTING

- Post top mounting for 2.375 in. (60mm) MIN – 3.5 in. (89mm) MAX diameter by 3.5-inch MIN vertical tenon secured with three square head set screws

### ACCESSORIES

SAP NUMBER	PART NUMBER	DESCRIPTION
93029237	PED-MV-LED-7	ANSI C136.41 Dimming PE, 120-277V
28299	PECOTL	Standard 120-277V
73251	SCCL-PECTL	Shorting Cap

