

# SOLUTIONS DESIGNED TO HELP YOU WORK BETTER



**METALWORKING**



**CUTTING TOOLS**



**SAFETY SOLUTIONS**



# HELPING METALWORKERS ACHIEVE GREATNESS

WALTER was created thanks to a man's will to help. Walter Somers, a mechanical engineer from Germany arrived in Canada in 1939 when World War II started. After noticing Canadian workers' limited tooling and training, he saw the opportunity to contribute to greater industrial successes.

In 1952, WALTER Surface Technologies was founded driven by a will to outperform and improve productivity. The WALTER team visited end users one by one to help them work better. This unique customer-centric approach provided significant and measurable improvements to metalworkers output and set WALTER apart.

At WALTER, we believe that everyone has the potential to build, fabricate, construct, finish and erect great projects. With safe tools, productive consumables and the right recommendations, workers are enabled to do better work. We provide the means to achieve greatness through three pillars: productivity, safety and customer experience.

We help our customers achieve greatness by asking ourselves every day: how can we help them work better? It's the only question that matters and the reason why we exist.

At WALTER, we help our customers Achieve Greatness™.





# OUR SOLUTIONS AT A GLANCE

## METALWORKING SOLUTIONS p. 13

01	WELDING .....	19	07	MRO CHEMICALS .....	165
02	CUTTING .....	43	08	HIGH-PERFORMANCE DEGREASING SOLUTIONS .....	173
03	GRINDING .....	63		ACCESSORIES .....	205
04	FINISHING .....	81		WALTER VENDING PROGRAM.....	212
05	BRUSHING .....	131			
06	POWER TOOLS.....	147			

## CUTTING TOOL SOLUTIONS p. 219

01	DRILLS .....	223	07	MAGNETIC DRILLS .....	445
02	TAPS .....	359	08	REAMERS .....	457
03	DIES .....	401	09	END MILLS.....	469
04	CARBIDE BURRS .....	409	10	COUNTERSINKS .....	483
05	ANNULAR CUTTERS.....	425	11	CUTTING FLUIDS AND LUBRICANTS .....	489
06	TCT HOLE CUTTERS .....	441			

## SAFETY SOLUTIONS p. 505

01	RESPIRATORY .....	509	06	VENTILATION.....	611
02	HEAD AND FACE PROTECTION.....	569	07	CONFINED SPACE EQUIPMENT.....	645
03	ERGONOMICS .....	589	08	OUTDOOR EQUIPMENT .....	651
04	EYE PROTECTION.....	601	09	WALL CASES .....	655
05	AIR SAMPLING .....	609			

## PRODUCT LISTING p. 661



# NEW PRODUCTS



**PAGE 20**

## **SURFOX™ WELD CLEANING SYSTEMS**

**Fastest, safest, and easiest-to-use weld cleaning systems on the market**

All units have increased output to clean welds faster than ever before and some even include dual-user capabilities so multiple users can work with the same machine. All units also include improved functionality with digital display and multiple language settings.



**PAGE 93**

## **XTRACUT XX™**

**Self-sharpening ceramic disc with exceptional removal rates**

XTRACUT™ XX is engineered to deliver unmatched stock removal and an extended service life, making it the ideal choice for working with steel, stainless steel, and hard alloys. Its optimized shape and self-sharpening grains, this disc ensures consistent, high-efficiency material removal throughout its use. It boasts a very strong service life and toughness due to its V-STRONG™ backing.



**PAGE 74**

## **FLEXCUT XX™ GRINDING DISC**

**Fast, efficient grinding for steel, stainless steel, and mill scale removal**

FLEXCUT XX™ uses SMART RESIN™ Technology to deliver ultra-fast grinding by exposing fresh grains at the optimal moment, ensuring a perfect balance of sharpness and extended wheel life, all while preventing clogging. It's designed for steel, stainless, and tough mill scale removal, providing consistent results and a clean finish.



**PAGE 118**

## **BLENDIX™ FLAP DISC**

**The longest life & highest overall material removal**

WALTER's BLENDIX™ flap discs offer aggressive material removal with a smooth finish, combining the benefits of a flap disc and a surface conditioning disc for consistent results and less downtime. Featuring WALTER's Eco-Trim™ backing for up to three times longer life and MAX-LIFE™ glue for maximum grain freshness.



**PAGE 137**

## **BRASS BRUSHES**

**For working in hazardous or extremely sensitive environments**

WALTER's brass brushes are made with 100% brass wire and are the perfect choice for spark-free brushing in hazardous environments or in operations where cleaning is needed without removing the base material. The perfect combination of productivity and efficiency without compromising on safety.



**PAGE 142**

## **SCRATCH BRUSHES**

**Versatile scratch brush for wide range of applications**

A curved metal-core design combined with high-quality crimped wire allows for comfortable and productive brushing in a wide variety of applications, using only one brush. To reduce the number of brushes needed in your operation, turn to WALTER's new line of scratch brushes.



## PAGE 191

### SC 400™ LOW VOC High-Strength Citrus-Based Degreaser

When you need a powerful degreaser for the most challenging jobs, SC 400™ LOW VOC is the solution you can rely on. Formulated with citrus peel extracts, this heavy-duty cleaner effectively removes tar, bitumen, grease, lubricants, and oils. The slow evaporation rate ensures extended contact time, allowing thorough removal of contaminants with minimal cleaning liquid needed.



## PAGE 179

### AF-PL LOW VOC™

The AIR FORCE AF-PL LOW VOC™ is a powerful industrial cleaner and degreaser designed to remove grease, oil, and dirt without leaving residue. It's safe on most plastics, rubber compounds, and metals, and it also displaces moisture, making it ideal for applications on electronic devices, gaskets, and assembly lines. Featuring a low-VOC formulation, it offers an effective, environmentally conscious solution for heavy duty cleaning.



## PAGE 571

### SUPER SINGLES® VARIABLE ADF LENS

**Get superior optical clarity and variable shades**

The new and improved SUPER SINGLES® welding lens boasts all the same features as the SINGLES® lineup, including HD technology, but with variable shade and delay settings as well as grind mode so you get all the bells and whistles from the most premium welding lenses in one affordable retrofit lens. Compatible with most 2x4 welding helmets.



## PAGE 578

### SPY™ HELMET

**Experience ultimate versatility and a superior view**

The ARCONE® SPY™ helmet is a versatile, go-to option for students and industrial welders, offering top performance and advanced features. It combines a large viewing area with a wide shade range for exceptional visibility. Designed for all-day comfort, the SPY™ helmet ensures welders stay productive in any environment.



## PAGE 598

### HIGH-VIZ COOLING VEST Stay Cool & Visible

This vest is ideal for wearing where Hi-Viz safety apparel is needed in high-heat conditions. It features four pockets for inserts, a zippered front, hook and loop adjustment straps over the shoulders, and side straps to help achieve a perfect fit.



## PAGE 641

### 8" EX-PROOF MANHOLE VENTILATION PASSTHRU (MVP)

The first explosion proof manhole system that combines the low-profile manhole air vent, 90° elbow, and built-in mounting all in one unit. This unit comes with a collapsible duct for easy entry, stored in a small storage bag that can be dropped into the manhole with a quick release of the drawstring.





# STAR PRODUCTS

## METALWORKING SOLUTIONS

### PAGE 47

#### ZIPCUT™ Setting the industry standard for cut-off wheels

Faster, cooler, freer cutting and heavily reinforced for added safety, the ZIPCUT™ provides premium performance while resisting twisting and bending. This allows for a true, straight cut, every time. The end result is a wheel that improves worker safety while delivering unrivaled value.



### PAGE 66

#### XCAVATOR XX™ Ultra-fast material removal and comfort


With its unique ceramic-grain blend and SMART RESIN™ technology, which allows the wheel to expose the fresh grains at the optimal moment to maximize longevity and sharpness, the ferrous-free XCAVATOR XX™ is the most productive wheel for heavy-duty grinding on steel and stainless steel.



### PAGE 93

#### XTRACUT™ Highest performance sanding disc in steel

Optimized self-sharpening ceramic grains enable consistent, high performance making it most productive sanding disc for steel production. Plus, the exclusive V-STRONG™ backing, which has 14% more layers of vulcanized fibers, delivers increased durability and resistance to wear and tear, allowing the disc to withstand high-speed abrasive action in the most demanding applications.



### PAGE 84

#### ENDURO-FLEX™ FLAP DISC FAMILY The longest life and highest overall material removal in the industry

Assembled with MAX LIFE™ cold-curing glue, which maintains the moisture levels of the abrasive, the ENDURO-FLEX™ flap disc family lasts longer and delivers more consistent performance than competitive flap discs. This exclusive glue prevents exposure to excessive heat during manufacturing, avoiding micro-cracking and drying out, ensuring you get the freshest and most productive abrasive possible.



### PAGE 35

#### E-WELD 3™ Dual-purpose, high-temperature anti-spatter and cleaning solution

E-WELD 3™ is a high-performance anti-spatter solution that both cleans the workpiece and protects it from high-energy spatter, eliminating an extra step in the welding process while avoiding costly rework. The E-WELD 3™ is often the preferred solution for use on stainless steel.



### PAGE 181

#### CB 100™ Industrial-strength part cleaner and degreaser

Powered by our exclusive Nature Boost™ formula, CB 100™ is unsurpassed in its ability to remove the most stubborn industrial contaminants.



## CUTTING TOOL SOLUTIONS

### PAGE 411

#### CARBIDE BURRS Fast material removal and longest life

High-performance carbide burrs are made with the highest grade of tungsten carbide and are manufactured with the highest degree of accuracy for perfect concentricity and balance.



### PAGES 252 AND 253

#### NITRO® DRILLS Heavy-duty HSS drills with Black & Gold surface treatment

Manufactured from a premium-grade of M2 high-speed steel, these drills are designed for use in stainless steel and other hard-metal drilling.





## PAGE 448

### ICECUT MINI™ MAGNETIC DRILL

**Low-profile magnetic drilling unit  
for confined spaces**

Measuring in at only 7 inches tall, the ICECUT MINI™ is the ultimate compact, low-profile magnetic drilling unit for making holes in tight spaces from H-beams to truck frames, and other applications where space may be limited.



## PAGE 464

### NITRO® SAFETY FIRST REAMERS

**Protects against the danger  
of a falling reamer**

Ideal for use with air impact tools, two NEO40 magnets are placed in the hex nut to reduce the risk of the reamer falling out of the socket while in use.



## PAGE 443

### TCT HOLE CUTTERS

**Ultra-hard teeth**

Tungsten Carbide Tipped (TCT) Hole Cutters are a cost-effective alternative to bi-metal hole saws. Designed for drilling large-diameter holes in both ferrous and non-ferrous materials. Excellent performance and portability makes them ideal for a wide range of trade professionals.



## SAFETY SOLUTIONS

## PAGE 571

### SINGLES® RETRO-FIT WELDING LENS

**Upgrade your view with the  
best optical clarity in the industry**

Retro-fit your welding helmet with superior optical clarity with an ARCONE® SINGLES Lens. Upgrade your welding experience as well as the quality of your work, all while keeping your eyes protected.



## PAGE 646

### MAGNETIC MANHOLE LID LIFTER

**Designed for quick and safe  
removal and replacement of  
manhole covers by yourself**

Minimizes stress and strain on the back and body while eliminating the need for pry bars. Collapsible for easy storage and transport.



## PAGE 564

### VISION® BFFVX PAPR SYSTEM

**Breathe easy with accessible  
respiratory protection solutions**

Weld and breathe easy with the ARCONE® AIRPLUS® PAPR System. This unit boasts a 17-square-inch viewing area in addition to an 8-setting airflow control and long battery life. This unit comes equipped with a new flexible breathing hose, pre-filter, and spark arrester.



## PAGE 615

### VORTEX COOLING OR HEATING VEST

**Continuous cooling or heating  
for maximum comfort**

Delivering constant and adjustable cooling or heating, the VORTEX Vest is especially popular for workers in confined spaces as well as foundries, steel mills, asbestos abatement, and paint-baking operations. This vest offers full range of motion and can be worn under protective clothing.



## PAGE 597

### 8" AXIAL AC PLASTIC BLOWER W/ COMPACT CANISTER & DUCTING

**Compact canister is the lightest  
and shortest on the market!**

Keeps workers comfortable, while keeping them safe. Lightweight, portable, compact, durable, and quiet. Made from corrosion-, UV- and chemical-resistant "safety orange"-colored polyethylene for high visibility.







Automation has become essential in improving productivity and maintaining consistent quality across metalworking operations. WALTER's automation solutions streamline labor-intensive tasks like grinding, deburring, drilling, and more, allowing for faster production cycles while reducing the need for manual intervention.



*Book Your Automation  
Consultation today*



## Why Choose WALTER?

- **Expert Guidance:** Our team provides comprehensive support for evaluating and optimizing your material removal tasks, whether you're automating existing processes or considering new solutions.
- **Complete Solutions:** WALTER offers a full range of high-performance abrasive and tooling solutions to increase productivity in automated processes. Now with the addition of PUSHCORP, you can combine WALTER solutions with force control devices, spindles and other end of arm solutions to further maximize performance.
- **Customized Testing:** In our demo lab, we demonstrate what's possible for your parts, building a proof of concept to help achieve the desired finish, consistency, or validation of what you could actually achieve robotically.

## Reducing Uncertainty Around Automated Processes

At WALTER, we are dedicated to helping you find the right automation solution for your operations. Our new automation demo lab showcases what's possible on your actual parts, using the right abrasives, tooling, and material removal solutions, paired with robotic equipment tailored to your project's needs. By testing directly on your components, we design a tailored process that includes selecting the right abrasives, setting optimal operating parameters, and configuring equipment to maximize performance.

**DISCOVER AUTOMATED SOLUTIONS FOR YOUR OPERATIONS!**







TALK TO OUR TEAM TODAY AND SEE HOW YOU CAN WORK BETTER WITH WALTER  
AUTOMATION SOLUTIONS



# BRINGING THE METALWORKING INDUSTRY TOWARD A MORE SUSTAINABLE FUTURE

Helping you work better by reducing your carbon footprint, energy consumption, and waste all while ensuring VOC-compliance and increasing the health and safety of metalworkers.

WALTER meets the challenge of sustainability with environmentally safe, productive, and long-lasting products that outperform the competition. At WALTER, we implement and regularly monitor internal initiatives to ensure we work more safely, responsibly, and sustainably.

ICONS	INITIATIVE	WHAT WE DO AT WALTER
 	<b>Safer Solutions</b>	<ul style="list-style-type: none"> <li>• Deliver products that meet customer needs and goals with the least amount of impact on the environment such as through low-VOC or VOC-free chemicals.</li> <li>• Provide end-users and distributors with the tools to do crossovers when looking for solutions with environmental benefits.</li> <li>• Minimize packaging, make it reusable or find recyclable alternatives to reduce waste.</li> </ul>
	<b>Manufacturing Waste</b>	<ul style="list-style-type: none"> <li>• Reduce the amount of waste created during the manufacturing process</li> <li>• Minimize the disposal of hazardous materials by recycling resources and allocating them efficiently.               <ul style="list-style-type: none"> <li>- Our USA-made drill bits utilize blanks produced from more than 90% recycled HSS and more than 80% recycled cobalt steel.</li> <li>- At least 15% of boxes from our suppliers are re-used for outbound shipments and 45-50% of our shipping cardboard boxes is recycled fibers.</li> </ul> </li> </ul>
	<b>Reducing GHG (Green House Gas Emissions)</b>	<ul style="list-style-type: none"> <li>• Focusing on larger impact operations first, such as, consolidating our outbound shipments to deliver products responsibly, reduce costs, and help our customers meet their emission reduction goals.</li> </ul>
 	<b>Reduce Waste</b>	<ul style="list-style-type: none"> <li>• Expand our product's lifespan as much as possible.</li> <li>• Offer after-sales repair services for our power tools and a sharpening service for our annual cutters to extend the life of the product so less waste is sent to landfill.</li> <li>• Extend product life via design:               <ul style="list-style-type: none"> <li>- Our SURFOX™ brushes can be trimmed to expose new bristles.</li> <li>- Our ENDURO-FLEX™ flap discs can also be trimmed to expose more abrasive flaps.</li> </ul> </li> </ul>

## Our Ethics

We continuously promote ethical values and principles within the company. These principles seek to serve and protect others above the organization's self-interest and demonstrate strong moral character from our leaders and employees. We ensure our employees commit to, represent, and embody our company values by ensuring they align with our many initiatives, goals, and procedures through training.



# PARTNERSHIP IN PRODUCTIVITY PROGRAMS

## CHEMICAL AUDITS AND PROCESS OPTIMIZATION

*Increased productivity and safety through professional audits*

WALTER technicians analyze your contaminants and cleaning processes and recommend ways to improve efficiency and productivity. We provide a detailed cost analysis report to help you make informed decisions, consolidate product requirements and optimize inventory. Our trained professionals make suggestions, demonstrate products, and let you see for yourself how well WALTER products work. Chemical audits help consolidate product requirements and optimize inventory.



## SAFETY SEMINARS AND INDUSTRY TRAINING

*Because health and safety are top priority*

As an addition to WALTER's value-added services, we offer FREE Safety Seminars to encourage a safer work environment. Whether it is the Abrasives Safety Seminar or the Chemical Safety Seminar that you are interested in, WALTER works with you to customize the perfect training for your team. We provide hands-on training at our fully-equipped campus so your team can innovate and operate safely. While training, you will work with our professional Product Management Team.



## PRODUCT DEMONSTRATION

Our team is trained to listen and provide innovative solutions that answer your specific needs. With our mobile product demonstration trucks, WALTER's team can easily go to your facility and help make the fabricating and finishing process more efficient, reducing both abrasive spend and overall production costs.



## THE BUCKET PROGRAM

*Evaluation of cost savings potential and improved worker safety*

WALTER will assist in optimizing your workflow and cost savings by analyzing your abrasive and tooling usages and work processes through our Bucket Program. Based on our analysis, we will be able to make recommendations on how you can improve efficiency, reduce abrasive costs, improve productivity and encourage safer working habits, maximizing every dollar spent on consumables.



## PRODUCTIVITY REPORTS

*Working to positively impact your business*

Accompanying every Bucket Program analysis, a detailed productivity report comparing WALTER products versus competitive products in terms of yearly usage, removal, labour time and cost, product life and product cost. The goal of the productivity report is to provide you with all the facts in hand, so that you can optimize your productivity and make adjustments that will positively impact your business.



## TRADESCHOOL PROGRAM

*Helping instructors and providing future welders with the right tools*

Turn a portion of your spending as well as your students' purchases into scholarships with our reward program. Our instructors provide customizable and interactive on-site training seminars to support welding instructors and their classrooms. WALTER also offers educational videos, mobile apps, posters, technical guides and more!



## THE MONEY MAKER GUARANTEE

WALTER Money Maker Guarantee certifies that all WALTER products are designed, manufactured and sold with our total commitment to saving time, lasting longer and making money for you. Your total satisfaction is paramount to us, which is why we will reimburse you for your original purchase price\*. That is our guarantee.

*\* WALTER will reimburse up to \$1000 via free products if you are not completely satisfied.*



## YOUTUBE VIDEOS

Access product trainings and spotlights, anywhere, anytime:



Visit the WALTER Network

[www.youtube.com/user/TheWalterNetwork](http://www.youtube.com/user/TheWalterNetwork)



Visit the ALLEGRO INDUSTRIES Channel

[www.youtube.com/user/AllegroIndustries](http://www.youtube.com/user/AllegroIndustries)





# SPOTLESS

**ANDREW OVERING**  
FOREMAN & TECHNICAL SUPERVISOR

“  
Stainless steel is a very difficult material to work with. Working with the right tools is crucial to making sure that all of our tanks come out spotless.  
”

Andrew has always been a very curious person. From an early age, he's been fascinated by how things are put together. Not surprisingly, his favourite toys were Legos and K'nex.

One day, he met a welder. He immediately found his calling as he watched the metalworker form, cut, and join. Within 3 weeks, he was registered at his local trade school. After completing the program, he accepted a welding job at a newly opened tanker manufacturer, and he's been working there ever since.

Sixteen years later, Andrew has learned and mastered every single process in the tanker industry. He's the go-to person for technical assistance. He enjoys "teaching others various methods as well as sharing tips and tricks that you might not have learned in school. I'm always willing to help people."

He is now the shop's foreman. He loves his job, and it shows. Cutting corners is not an option for him. "Stainless steel is a very difficult material to work with. Working with the right tools is crucial to making sure that all our tanks come out of here spotless." He's also responsible for signing off on every tank. "I consider myself a perfectionist. I will always try to outdo my last tank and I make sure that everybody else that works with me follows the same desire to do better every single time."

His motto is "I can fix just about anything that is broken." This also applies to his hobbies outside of work. He has renovated his house by himself and hasn't paid a mechanic to repair his cars in over ten years.

Getting an impeccable finish on tanks is not an easy feat. According to Andrew, using the right tools is key: "When it comes to abrasive work, you want to do as little manual labor as possible. A long day of grinding can be hard on your hands and hard on your back. The better your tool is, the faster you're going to remove material and the better your product is going to be." Andrew wants to continue repairing and building tanks. "It's such a rewarding industry that I don't picture myself anywhere else."

Perhaps a new generation of tank builders is in the works. His 3-year-old is always on the lookout for large tanks when in the car with his dad. Andrew always makes sure to say, "daddy built this!" when seeing a tank on the road. That's how proud Andrew Overing is of what he does. To him, they are more than just tankers, they are pieces of art.

 **WALTER**  
Achieve Greatness™

# METALWORKING SOLUTIONS

WELDING

CUTTING

GRINDING

FINISHING

BRUSHING

POWER TOOLS

MRO CHEMICALS

HIGH-PERFORMANCE  
DEGREASING SOLUTIONS

ACCESSORIES

WALTER VENDING PROGRAM

 **WALTER**



# SAFETY FIRST

## Tips on the safest and most effective use of abrasives and power tools\*



- Disconnect the power tool prior to changing abrasives.
- Inspect the abrasive for any sign of damage. Do not use if damaged.
- Check MAX. RPM on abrasive and check the spindle speed of the tool. Never run an abrasive faster than its MAX. RPM (or M.R.S. = Maximum Rated Speed).
- Mounting: Use only approved mounting hardware for the abrasive at hand. Above all, the clamping hardware must center the wheel securely and provide the required support to the abrasive.
- Abrasives must be used with safety guards in place as indicated on the label. Adjust guards to protect the operator.
- Always wear eye protection. Wear face, body, ear and dust inhalation protection as needed.
- Practice safe working methods: Secure the workpiece, hold the tool firmly, avoid cluttered and badly lit work areas.
- Ensure adequate protection of other workers in the vicinity.
- Do not use abrasives and tools over their rated capacity, follow manufacturer's instructions.
- Service power tools regularly and according to manufacturer's instructions to keep them in good working condition and maintain their performance. Do not use if damaged.

\*WALTER abrasives are designed for use as directed in all applicable safety codes, such as CSA, WHMIS, ANSI, OSHA and other regulatory bodies. Always work within these applicable rules and regulations.

## SAFEST AND MOST EFFECTIVE WORK METHODS



### GRINDING

Type 27 depressed center grinding wheels are designed to be used at a 15° to 20° working angle.



### FLEXCUT

FLEXCUT flexible grinding wheels are best used with a working angle of 10° to 15°.



### FLAP DISCS

Flap discs are designed to be used at a working angle of 4° to 10°. Never use flat.



### SANDING DISCS

Fiber backed sanding discs work best at a working angle of 4° to 10°. They must be used on a full size flexible backing pad.



### CUT-OFF WHEELS

Choose direction of cut to present the narrowest cross section of the material to the wheel. Cut large solids with a moderate rocking motion. Avoid twisting and bending of the wheel in the cut. Do not use a cut-off wheel for deburring unless otherwise specified.



### FLAP WHEELS

Apply moderate working pressure when working with flap wheels – let the tips of the flaps do the work.



### WIRE BRUSHES

Work with the face of a wire brush. Apply moderate working pressure to let the wire tips do the work and prevent excessive bending of the wire.

## STORAGE TIPS FOR ABRASIVE PRODUCTS

- Keep abrasives in their original packaging, to protect them from water and excessive heat.
- Coated abrasives, such as fiber discs, flap discs and cloth belts perform best when stored in an area with 50% humidity at 22 °C (70 °F).

## SAFETY SEMINAR

WALTER offers free in-plant safety seminars to promote the safe use of abrasives. Reserve your safety seminar today by calling: **1-888-592-5837**. For more information, visit [walter.com/safety](http://walter.com/safety)

# IMPORTANT

# METALWORKING SOLUTIONS

## TABLE OF CONTENTS

Products	Page	Products	Page
Safety First!	14		
WALTER icons legend	18		
<b>01 WELDING</b>	<b>19</b>	<b>02 CUTTING</b>	<b>43</b>
<b>SURFOX WELD CLEANING</b>		Cut-Off Wheels at a glance	44, 45
Why is passivation important?	20	ZIPCUT Features	44, 45
SURFOX unit selector	20	<b>ANGLE GRINDER CUT-OFF WHEELS</b>	
<b>WELD CLEANING UNITS</b>		<b>11T</b> ZIP ONE	46
<b>54D</b> SURFOX 306	21	<b>11T</b> ZIPCUT	47
<b>54D</b> SURFOX 206	21	<b>11T</b> ZIPCUT SPIN-ON	48
<b>54D</b> SURFOX MAX	22	<b>30B</b> WALTER industrial gloves	48
<b>54D</b> SURFOX MINI	22	<b>11X</b> ZIP XX	49
<b>54D</b> SURFOX TURBO	23	<b>11T</b> ZIP+ XTRA	50
<b>54B</b> Wide Surface Dip & Work Kit	23	<b>11R</b> TOUGH CUT	50
<b>54B</b> Dip & Work Wand Kit	23	<b>ANGLE GRINDER CUT AND GRIND WHEELS</b>	
<b>SURFOX SOLUTIONS</b>		<b>11-T</b> COMBO ZIP	51
<b>54-A</b> SURFOX-G, SURFOX-T and SURFOX-N solutions	24	<b>SPECIAL APPLICATION CUT-OFF WHEELS</b>	
<b>54-A</b> SURFOX Pre-Weld, SURFOX Renew and SURFOX Shine cleaners and protectors	25	<b>11F</b> ZIP STAINLESS	52
<b>54-B</b> SURFOX consumables & accessories	26, 27, 28	<b>11-U</b> ZIP ALU	52
<b>MARKING AND ETCHING UNITS</b>		<b>11H</b> ZIP TITAN	53
<b>54-B</b> Standard marking kit/Pro marking kit	30	<b>STRAIGHT GRINDER CUT-OFF WHEELS</b>	
<b>54-B</b> Permanent stencils	30	<b>11-L</b> ZIP	54, 55
<b>54-A/54-B</b> Marking kit accessories	31	<b>11-U</b> ZIP ALU	55
<b>PASSIVATION MEASUREMENTS</b>		<b>CHOP SAW CUT-OFF WHEELS</b>	
<b>54-T</b> SURFOX Surface measuring system/Passivation tester	32	<b>10-H/10-L/10-P/10-Q</b> CHOPCUT	56
<b>ANTI-SPATTER SOLUTIONS</b>		<b>STATIONARY SAW CUT-OFF WHEELS</b>	
Why use anti-spatter solutions?	33	<b>10-A/10-B/10-C</b> RIPCUT	57
Product selection chart	33	<b>GAS SAW CUT-OFF WHEELS</b>	
<b>53-F</b> SPATTER BLOCK Anti-spatter emulsion	34	<b>11-A/11-D</b> PORTACUT	58
<b>53-F</b> SPATTER BLOCK HT High temperature anti-spatter	34	<b>RAIL SAW CUT-OFF WHEELS</b>	
<b>53-F</b> E-WELD 3 High temperature anti-spatter solution	35	<b>11-V</b> RAILCUT II	59
<b>53-F</b> E-WELD 4 Premium anti-spatter emulsion	35	<b>ALLSTEEL</b>	
<b>53-L</b> Industrial pump sprayers	36	<b>11-W</b> ALLSTEEL cut-off wheels and mini cut-off wheels	60
<b>53-L</b> Refillable trigger sprayers	36	<b>11-W</b> ALLSTEEL choppers wheels	61
<b>AIR FORCE SYSTEMS</b>		<b>11-W</b> ALLSTEEL gas saw wheels	61
Benefits	37	<b>03 GRINDING</b>	<b>63</b>
<b>57-D</b> Start-up packages for SPATTER BLOCK, SPATTER BLOCK HT, E-WELD 3, E-WELD 4	38	Grinding products at a glance	64, 65
<b>CUTTING TABLE PROTECTION</b>		<b>ANGLE GRINDER GRINDING WHEELS</b>	
<b>53-F</b> E-WELD Plasma	39	<b>08-X</b> XCAVATOR XX	66
<b>NOZZLE PROTECTION</b>		<b>08-P</b> XCAVATOR	67
<b>53-F</b> E-WELD Nozzle	40	<b>08-B</b> 1/4" HP	68
<b>53-F</b> SPATTER BLOCK Gel	40	<b>08-B</b> 1/8" HP COMBO	69
<b>53-F</b> E-WELD Pre-coated nozzles	42	<b>08-H/08-K</b> HP XX	70
		<b>08-F</b> STAINLESS	71
		<b>08-L</b> ALU	72
		<b>08-D/08-E</b> CONCRETE	72
		<b>15-L</b> FLEXCUT	73
		<b>15-L</b> FLEXCUT MILL SCALE	74
		<b>15-L</b> FLEXCUT XX	74



Products	Page
<b>08-N</b> PIPEFITTER	75
<b>CUP STONES</b>	
<b>12-A/12-B</b> HP cup wheels	76
<b>PLUGS, CONES AND MOUNTED POINTS</b>	
<b>12-C</b> Plugs and cones	77
<b>12-D</b> Mounted points	77, 78
<b>BENCH GRINDING</b>	
<b>12-E</b> Bench grinding wheels	79
<b>ALLSTEEL</b>	
<b>08-W</b> ALLSTEEL grinding wheels	80
<b>04 FINISHING</b>	<b>81</b>
BLENDING products at a glance	82, 83
<b>FLAP DISCS</b>	
<b>06B</b> ENDURO-FLEX	84
<b>06A</b> ENDURO-FLEX TURBO	85
<b>06F/15Q</b> ENDURO-FLEX STAINLESS	86
<b>06U/15U</b> ENDURO-FLEX ALU	87
<b>15I</b> ENDURO-FLEX 2-in-1	88
<b>15I</b> ENDURO-FLEX 2-in-1 TURBO	88
<b>ALLSTEEL</b>	
<b>06-W/15-W</b> ALLSTEEL flap discs	90
<b>06Y/15Y</b> ALLSTEEL TURBO	92
SANDING products at a glance	90
<b>FIBER DISCS</b>	
<b>15N</b> XTRACUT XX	93
<b>15A</b> XTRACUT	93
<b>15X</b> COOLCUT XX	94
<b>15A</b> XTRACUT QUICK-CHANGE	95
<b>15X</b> COOLCUT XX QUICK-CHANGE	95
<b>15P</b> TOPCUT	96
<b>15C</b> COOLCUT	96
<b>15T</b> ERGOFLEX	97
<b>15-D/15-M</b> Backing pads	98, 99
<b>FLAP WHEELS</b>	
<b>15-E</b> TWO-IN-ONE	100
<b>15-F</b> COOLCUT	100, 101
<b>HAND ABRASIVES</b>	
<b>07-A/07-B</b> BLENDEX hand pads and rolls	102
<b>14-A/14-C</b> COOLCUT shop rolls and hand sheets	103
<b>LINEAR SURFACE FINISHING SYSTEM</b>	104
<b>07-J</b> COOLCUT flap drums	105
<b>07-K</b> TWO-IN-ONE drums, TWO-IN-ONE TURBO drums, and ALLSTEEL TWO-IN-ONE drums	105
<b>07-M/07-T</b> BLENDEX drums, ALLSTEEL BLENDEX drums, BLENDEX foam drums, and buffing drums	106
<b>07-T</b> Inox Tape	106
<b>07-T</b> HIGH POLISH drum belts	106
<b>07-F/07-H</b> Pneumatic and expanding drums, drum belts	107
<b>07-T</b> INSTANT POLISH drum belts	108
<b>07-H/07-T</b> BLENDEX T-lock belts and T-lock felt belts	108
<b>07-H</b> Hand Rail finishing kit	108
<b>07-L</b> FX FLEX drums	109
<b>13-M</b> Linear crimped brushes	109
<b>30-A</b> LINE-MATE III system	109
<b>30-A</b> RAIL-MATE system	110

Products	Page
<b>14-X</b> COOLCUT XX RAIL-MATE belts	111
<b>07-D</b> BLENDEX RAIL-MATE belts	111
<b>07-T</b> RAIL-MATE polishing belts and polishing pastes	111
<b>14-B/14-D/07-D</b> Coated and non-woven abrasive file belts	112
<b>CIRCULAR FINISHING QUICK-STEP SYSTEM</b>	113
<b>07-Q</b> QUICK-STEP metal surface finishing system and backing pads	114
<b>07-Q/07-X</b> QUICK-STEP FX and QUICK-STEP FLEX discs	115
<b>15-V/07-Q</b> QUICK-STEP XX sanding discs, interface pads	116
<b>07-T</b> Polishing pastes	116
<b>07-R/07-T</b> QUICK-STEP BLENDEX surface conditioning discs	117
<b>07R</b> HOOK-AND-LOOP NON-WOVEN BLENDEX	118
<b>15I</b> BLENDEX FLAP DISCS	118
<b>07-U</b> BLENDEX U discs, wheels and mounted points	120
<b>07-T</b> INSTANT POLISH flap discs	121
<b>07-T</b> ULTIMATE SHINE flap discs	121
<b>07-T</b> FELT CUP disc	121
<b>07-T</b> Polishing pastes	121
<b>07-X</b> FX Cleaning abrasives and accessories	122
<b>07-X</b> FX STAINLESS non-woven abrasives	123
<b>07-U</b> BLENDEX U Turbo	123
<b>07-Q</b> QUICK-STEP starter kit	123
<b>30-A</b> ULTI-MATE finishing system	124
<b>TWIST SURFACE FINISHING SYSTEM</b>	
<b>04-X</b> TWIST backing pads	125
<b>04-X</b> TWIST flap discs	125
<b>04-F</b> TWIST CF (Clean & Finish) discs	125
<b>04-C</b> TWIST COOLCUT XX sanding discs	126
<b>04-D</b> TWIST TOPCUT sanding discs	126
<b>04-G</b> TWIST BLENDEX conditioning discs	126
<b>04-U</b> TWIST BLENDEX U discs	127
<b>04-T</b> TWIST felt discs and polishing pastes	127
<b>04-L</b> FX surface cleaning discs	127
<b>04-Z</b> TWIST starter kits	127
<b>ALLSTEEL</b>	
<b>09-X/09-A/09-D/09-G</b> ALLSTEEL SPINLOCK quick-change backing pads, flap discs, resin fiber discs and surface conditioning discs	128, 129
<b>09-Z</b> SPINLOCK starter kits	129
<b>05 BRUSHING</b>	<b>131</b>
Power brushes introduction and chart	132, 133
<b>13-D/13-E/13-F/13-G</b> Wire cup brushes	134, 135
<b>13-J/13-K/13-L</b> Wire wheel brushes	136
<b>13K</b> BRASS STRINGER BEAD BRUSH	137
<b>13-H</b> Saucer cup brushes	138
<b>13-C</b> Mounted wire brushes	139, 140
<b>13-M</b> Linear crimped brushes	140
<b>13-B</b> Wire wheel brushes for bench and pedestal grinders	141
<b>13S</b> SCRATCH BRUSHES	142
<b>ALLSTEEL</b>	
<b>13-W</b> ALLSTEEL wire brushes	143
<b>13-W/09-C</b> ALLSTEEL wire brushes and mounted wire brushes	144, 145

Products	Page
<b>06 POWER TOOLS</b>	<b>147</b>
Features	148, 149
<b>ANGLE GRINDERS</b>	
<b>30-A</b> 4.5" MINI - MINI PS - MINI PLUS	150
<b>30-A</b> 5" SUPER 5 - SUPER 5 PS - PRO 5	151
<b>30-A</b> 6" BIG 6 - BIG 6 PS	152
<b>30-A</b> IRONMAN - IRONMAN PS	153
<b>30-A</b> MAXI 7", MAXI 9"	154
<b>30-G</b> Grinder Grip magnetic accessory	155
<b>STRAIGHT GRINDERS</b>	
<b>30-A</b> STRAIGHT-MATE	157
<b>FINISHING TOOLS</b>	
<b>30-A</b> QUICK-STEP FINISHER	158
<b>30-A</b> QUICK-STEP BIG BUFF III	159
<b>30-A</b> ULTI-MATE	160
<b>30-A</b> RAIL-MATE	161
<b>30-A</b> QUICK-STEP LINE-MATE III	162
<b>30-A</b> DIALSPEED 6141	163
<b>30-A</b> DIALSPEED 6145	164
<b>07 MRO CHEMICALS</b>	<b>165</b>
MRO Chemicals Solutions	166
<b>CHAIN AND GEARS LUBRICANTS</b>	
<b>53-D</b> CHAIN GANG	167
<b>53-E</b> OPEN GEAR	167
<b>FOOD GRADE LUBRICANTS</b>	
<b>53-D</b> FOOD ZONE	168
<b>53-D</b> FOOD ZONE V	168
<b>ADHESIVE LUBRICANT</b>	
<b>53-D</b> HANG-ON	169
<b>ANTI-SEIZE LUBRICANT</b>	
<b>53-D</b> ROCK'N ROLL	169
<b>PENETRANTS</b>	
<b>53-D</b> BOLT-OUT	170
<b>53-D</b> COLD SHOCK	170
<b>CORROSION PROTECTION</b>	
<b>53-H</b> ZINC 100	171
<b>53-H</b> ZINC 200	171
<b>53-H</b> SHIELD PRO	171
<b>CLEANING, LUBRICATING AND TEMPORARY PROTECTION</b>	
<b>53-X</b> OMNI	172
<b>08 HIGH-PERFORMANCE DEGREASING SOLUTIONS</b>	<b>173</b>
Liquids - Available sizes	174
Cleaner characteristics	175
Cleaning and degreasing selection chart	176, 177
<b>FAST-EVAPORATING DEGREASERS</b>	
<b>53-C</b> SLAP SHOT LOW VOC	178
<b>53-C</b> SLAP SHOT PL	178
<b>53-C</b> AF-PL LOW VOC	179
<b>53-C</b> AIR FORCE AF-PL refilling system and accessories	179
<b>ELECTRONIC CONTACT CLEANING</b>	
<b>53-C</b> CONTACT CLEAN	180
<b>PARTS WASHING SOLUTIONS</b>	
<b>53-G</b> CB-100	181
<b>53-G</b> CB-100 ALU	182

Products	Page
<b>BIO-REMEDIATING PARTS WASHING SOLUTIONS</b>	
<b>55-A</b> BIO-CIRCLE L	183
<b>53-L</b> Proportioning system for bulk cleaners	201
<b>55-A</b> BIO-CIRCLE ULTRA	184
<b>55-A</b> BIO-CIRCLE AERO	184
<b>PARTS WASHING MACHINES AND KITS</b>	
<b>55-D</b> BIO-CIRCLE MAXI	185
<b>55-D</b> CB 100 start-up packages	185
<b>55-D</b> BIO-CIRCLE start-up packages	185
<b>AUTOMATIC PARTS WASHING</b>	
<b>53-G</b> STAR 200	186
<b>53-G</b> ALUSTAR 200	187
<b>53-G</b> ALUSTAR 300	187
<b>MULTI-PURPOSE CLEANERS AND DEGREASERS</b>	
<b>53-G</b> UNO S	188
<b>53-G</b> UNO SF	188
<b>53-G</b> Heavy-duty cleaner, degreaser and disinfectant	189
<b>53-G</b> GOLD MATRIX READY	189
<b>53-G</b> Scrubbing, disinfecting and degreasing surface towels	189
<b>CLEANING, LUBRICATING AND TEMPORARY PROTECTION</b>	
<b>53-X</b> OMNI	190
<b>HEAVY-DUTY TAR AND BITUMEN REMOVERS</b>	
<b>53-G</b> SC 400 LOW VOC	191
<b>53-G</b> Heavy-duty citrus degreaser	191
<b>53-G</b> ALL-SEASON	192
<b>HEAVY-DUTY INK AND PAINT REMOVERS</b>	
<b>53-G</b> SC 400 FOAM	193
<b>53-G</b> PRO-CLEAN	193
<b>GLASS CLEANER</b>	
<b>53-G</b> FT 100	194
<b>RUST REMOVAL SOLUTIONS</b>	
<b>53-G</b> POWER CLEANER 100	195
<b>53-G</b> BIO-RUST	196
<b>SURFACE PREPARATION CLEANER</b>	
<b>53-G</b> FT 200	197
<b>STAINLESS STEEL SOLUTIONS</b>	
<b>53-G</b> FT 100	198
<b>53-G</b> E-NOX CLEAN	198
<b>53-G</b> E-NOX SHINE	199
<b>53-G</b> Stainless steel cleaner	199
<b>AEROSOL CAN REFILL STATIONS</b>	
<b>53-M</b> AIR FORCE OMNI	200
<b>53-M</b> AIR FORCE AF-PL	200
<b>57-D</b> AIR FORCE CB 100	200
<b>SURFACE DISINFECTING SOLUTIONS</b>	
<b>53-G</b> Concentrated cleaner, degreaser and disinfectant	202
<b>53-G</b> Disinfectant cleaner degreaser surface wipes	202
<b>53-G</b> Corrosion Inhibitor for STAR and UNO products	201
<b>53-G</b> Defoamer additive for STAR and UNO products	201
<b>57-D</b> Titration Kit for STAR and UNO products	201
<b>ACCESSORIES</b>	<b>205</b>
<b>THE WALTER VENDING PROGRAM</b>	<b>212</b>



# WALTER ICONS LEGEND

## Materials

Red for steel

STEEL/AC. STEEL STAHL AC. RAIL TOOL STEEL

Blue for stainless steels and nickel-based alloys

STAINLESS INOX STAINLESS EDELSTAHL INOX

Green for aluminum and non-ferrous metals Gold for brass

ALU + n.f. metals BRASS

Black for plastic Purple for cast iron

PLASTIC CAST IRON

Gray for concrete and ductile metal

DUCTILE CONCRETE

Charcoal for carbide Titanium

CARBIDE Ti

Dark gray for mill scale Light gray for hard metal

MILL SCALE CALAMINE HARD

## Working angle

The only permitted angle for cutting wheels is 90° to the material (Type 1 (EN 41) – flat) Type 27 / (EN 42) – (depressed centered)

90° 90° 90° 90° 90°

90° 90° 90° FULL POWER LOW POWER

Type 27 combo (cutting and grinding) wheels ideal angle is 90° or 20° Type 27 grinding ideal angle varies from 15° to 30° Type 28 ideal angle is lower than 10° Type 29 ideal angle is 10°

90°/20° 20° 5° 10°



## Simple numbering system

Makes it easy to reorder. Also present in the center of bonded wheels to be readable when wheels are worn-out.

## Maximum speed

RPM (rotations per minute) and m/s (meters per second)

## Compliance

Products manufactured in compliance with European regulation EN 12413 and US regulation ANSI B7.1

## Traceability

Internal code to monitor production for safety

## Wheel grade

Bond type, grain type and grain size

## Warning

When using SPIN-ON quick mounting system

## Dimensions

Diameter, thickness, bore

## More information

Consult WALTER website for complete safety information

## Restrictions

DO NOT use if damaged NOT suitable for hand-held grinders NOT suitable for grinding DO NOT use for wet grinding or cutting

## Safety

Eyes, face, ears and lungs protection Hand protection Always use safety guard

## SURFOX weld cleaning systems - Legend

MIG icon Cleans MIG welds TIG and spot icon Cleans TIG and spot welds

## WALTER products - Legend

Accepted for use in food plants Products with this logo presented are accepted for use in food plants within Canadian borders.

Nonfood Compounds Program The global food industry relies upon nonfood compounds to facilitate the efficient processing, handling and storage of food throughout the supply chain. Nonfood compounds include such substances as cleaners, sanitizers, boiler compounds and lubricants. NSF International Nonfood Compounds Registration Program provides beneficial product information to three important stakeholder groups.



## Low Volatile Organic Compounds

Consumers today are far more knowledgeable regarding products containing potentially toxic levels of volatile organic compounds, commonly known as VOCs. Paints, stains, and varnishes have long contributed considerably to the prolific release of VOCs, sometimes known as off-gassing. This explains the growing popularity of low-VOC and VOC-free products. Products where you see the Low VOC logo guarantee that they contain little to no volatile organic compounds.

# 01

## WELDING





# SURFOX™ WELD CLEANING

**SURFOX™ is a safe, effective, and fast electrochemical weld cleaning system.**

- ▷ Fast and uniform weld cleaning
- ▷ Guaranteed passivation
- ▷ NSF registered solutions
- ▷ Minimal PPE Requirements
- ▷ SURFOX™ Systems meet ASTM standards to guarantee passivation of workpieces
- ▷ Validated by stringent third-party testing to comply with the exacting ASTM specifications for passivation.

## Why is passivation important?

Stainless steel can resist corrosion thanks to a passive chromium oxide layer that forms on its surface. The formation of this protective layer is called passivation.

Passivation occurs when the chromium contained in the stainless steel meets the oxygen in the air. This chemical reaction forms a passive chromium oxide layer, which will protect the surface of stainless steel. Mechanical abrasion, thermal treatment, welding, salt, strong acids, and galvanic contamination will destroy this protective layer and expose the metal to corrosion. To fully restore the corrosion resistance of stainless steel and avoid any interference in the passivation process, the heat tint as well as other surface contaminants must be removed.

**Safe:**  

SURFOX™ CLEANING electrolytes are NSF registered to be used in food plants and pose no health hazards for operators.





**Easy to use:** 

Depending on your model, either pour your SURFOX™ electrolyte cleaning solutions into the reservoir, or dip the wand into the solution and drag to clean.

**Fast:** 

Uniform cleaning and passivation at a rate of 3 to 5 feet per minute.

## Which SURFOX™ is right for your weld cleaning needs?

Usage	Fieldwork/Occasional Use		Heavy-Duty/Industrial & Field Work	Heavy-Duty/Industrial Use	
Process	Weld Cleaning 	Cleaning, Marking, Etching 	Cleaning, Marking, Etching 	Cleaning, Marking, Etching 	
	<b>SURFOX™ TURBO</b>	<b>SURFOX™ MINI</b>	<b>SURFOX™ MAX</b>	<b>SURFOX 206™</b>	<b>SURFOX 306™</b>
Application	<ul style="list-style-type: none"> <li>Cleans TIG and Spot welds and light MIG welds.</li> </ul>	<ul style="list-style-type: none"> <li>Cleans TIG, SPOT and light MIG welds.</li> <li>Excellent for repairs, touch-ups and small jobs.</li> </ul>	<ul style="list-style-type: none"> <li>Stick, MIG, TIG and Spot welds.</li> <li>Heavy-duty weld cleaning.</li> <li>More than one user.</li> </ul>	<ul style="list-style-type: none"> <li>Cleans TIG, Spot and MIG welds.</li> </ul>	<ul style="list-style-type: none"> <li>Stick, MIG, TIG and Spot welds.</li> <li>Heavy-duty cleaning.</li> <li>More than one user.</li> </ul>
Features	<ul style="list-style-type: none"> <li>Powerful and compact.</li> <li>Dip &amp; work weld cleaning.</li> <li>Simple to use.</li> <li>AC only (cleaning).</li> </ul>	<ul style="list-style-type: none"> <li>Uses refillable cartridges; compatible with dip &amp; work wand.</li> <li>AC/DC option for marking and etching.</li> <li>LCD panel with multilanguage and precise functionalities.</li> </ul>	<ul style="list-style-type: none"> <li>Dual-user capabilities.</li> <li>Dip &amp; work weld cleaning.</li> <li>LCD panel with multilanguage and precise functionalities.</li> <li>Portable for field work.</li> <li>AC/DC option for marking and etching.</li> <li>Most versatile unit in the industry.</li> </ul>	<ul style="list-style-type: none"> <li>Built-in fume elimination system (requires a compressed air line).</li> <li>AC/DC option for marking and etching.</li> <li>Integrated reservoir with Dynamic Flow for precise liquid dispersion.</li> <li>LCD panel with multilanguage and precise functionalities.</li> </ul>	<ul style="list-style-type: none"> <li>Built-in fume elimination system (requires a compressed air line).</li> <li>AC/DC option for marking and etching.</li> <li>Integrated reservoir with Dynamic Flow for precise liquid dispersion.</li> <li>LCD panel with multilanguage and precise functionalities.</li> <li>Dual-user capabilities.</li> <li>Most powerful unit in its class.</li> </ul>
Marking & Etching	N/A	Stainless steel, aluminum, titanium	Stainless steel, aluminum, titanium	Stainless steel, aluminum, titanium	Stainless steel, aluminum, titanium

# HEAVY-DUTY/INDUSTRIAL USE

## SURFOX™ 306

The most powerful heavy-duty production unit

The SURFOX™ 306 is the most powerful electrochemical weld cleaning unit on the market and WALTER's most powerful production unit when it comes to cleaning and passivating stainless steel welds. The 306 can clean Spot, TIG, and even the dirtiest of MIG and Stick welds. This unit is equipped with a flow-through tank and Dynamic Flow, a new feature that ensures the right amount of weld cleaning liquid is dispersed to the work piece as soon as contact is established. This unit also includes a port for dip & work weld cleaning, which allows two users to work using the same SURFOX™ machine.



### Features and benefits

- ▷ 2550 Watts of maximum cleaning output
- ▷ Includes dual-user functionality so two users can work with the same machine
- ▷ LCD panel with multi-language settings and more precise settings
- ▷ Threaded brush system to easily change out accessories and reduce downtime
- ▷ Ability to clean larger and hard-to-reach areas thanks to a variety of compatible accessories
- ▷ Flow-through reduces the risk of contaminating or spilling the electrolyte solution
- ▷ Dynamic Flow ensures the right amount of liquid is dispersed to the work piece
- ▷ Marking and etching capabilities
- ▷ Built-in fume dispersion system



Model	Order No.	Electrical		Dimensions			Dual User	Tank capacity	Length of hose	Weight
		Input	Output	Length	Width	Height				
306	54D316	120V - 50/60 Hz, 10A	3-30V AC/DC 85A Max	19"	10"	15"	YES	64.2 oz	20'	47 lbs

**Each unit comes with:** 1 x SURFOX™ 306 carbon fiber brush (54B606), 1 x brush adaptor (54B149), 1 x Ground Cable (48R136), 1 x user guide, 1 x carrying case, 1 x 10mm key

## SURFOX™ 206

Durable production unit for everyday use

The SURFOX™ 206 packs a serious punch when it comes to cleaning output and it is the most powerful unit in its segment. This unit cleans Spot, TIG, and MIG welds on stainless steel. The 206 is equipped with a flow-through tank with Dynamic Flow to the wand.



### Features and benefits

- ▷ 1500 Watts of maximum cleaning output
- ▷ LCD panel with multi-language settings and more precise settings
- ▷ Marking and etching capabilities
- ▷ Flow-through tank reduces risk of contaminating or spilling the electrolyte solution
- ▷ Dynamic Flow ensures the right amount of liquid is dispersed to the work piece



Model	Order No.	Electrical		Dimensions			Dual User	Tank capacity	Length of hose	Weight
		Input	Output	Length	Width	Height				
206	54D216	120V - 50/60 Hz, 5.5A	3-30V AC/DC 50A Max	19"	10"	15"	NO	64.2 oz	13'	44 lbs

**Each unit comes with:** 1 x carbon fiber brush (54B601), 1 x brush adaptor (54B149), 1 x Ground Cable (48R136), 1 x user guide, 1 x carrying case

## SURFOX™ MAX

Lightweight and ultra powerful; the most versatile unit in the industry

The SURFOX™ MAX is the industry's most versatile weld cleaning unit. It is powerful enough to tackle Spot, TIG, MIG, and even STICK welds on stainless steel, and is the lightest heavy-production unit on the market, making it ideal for tough fieldwork and heavy-duty industrial use. This unit is equipped with two dip & work ports, so two users can be cleaning welds using the same machine to maximize efficiency.

### Features and benefits

- ▷ 2550 Watts of maximum cleaning output
- ▷ Includes dual-user capabilities so two users can work with the same machine
- ▷ LCD panel with multi-language settings and more precise settings
- ▷ Dip & work weld cleaning
- ▷ Marking and etching
- ▷ Lightweight and portable



Model	Order No.	Electrical		Dimensions			Dual User	Tank capacity	Length of hose	Weight
		Input	Output	Length	Width	Height				
MAX	54D096	120V, 50/60 Hz, 10.0A	3-30V AC/DC 85A Max	16"	6"	11"	YES	-----	11'	22 lbs

Each unit comes with: 1 x D&W carbon fiber brush (54B604), 1 x D&W brush sleeve (54B605), 1 x brush adaptor (54B149), 1 x Ground Cable (48R136), 1 x user guide, 1 x carrying case

## FIELDWORK

### SURFOX™ MINI

The ideal unit for field or repair work

Ultra-light and portable, the SURFOX™ MINI is designed for weld cleaning, marking, and etching in the field. It is the most powerful fieldwork unit with marking and etching functionality and cleans Spot, TIG, and light MIG welds with ease.

### Features and benefits

- ▷ 900 Watts of maximum cleaning output
- ▷ Comes with the SURFOX™ cartridge wand
- ▷ Can be used with the SURFOX™ dip & work wand kit
- ▷ Marking and etching
- ▷ Weighs only 16 lbs



Model	Order No.	Electrical		Dimensions			Dual User	Tank capacity	Length of hose	Weight
		Input	Output	Length	Width	Height				
MINI	54D076	120V - 50/60 Hz, 5.5A	3-30V AC/DC, 30A Max	16"	6"	11"	NO	-----	-----	16 lbs

Each unit comes with: 1 x carbon fiber brush (54B601), 1 x adaptor for micro-brush (54B150), 1 x Ground Cable (48R136), 1 x user guide, 1 x carrying case



## SURFOX™ TURBO

Powerful, compact, and reliable; our most lightweight unit

The SURFOX™ TURBO is the easiest model to operate, on top of being the most lightweight and portable one, designed for quick weld cleaning and repair jobs in the field. Ideal for cleaning TIG, Spot and light MIG welds on stainless steel, this unit delivers hassle-free, quick weld cleaning and passivation.

### Features and benefits

- ▷ *Powerful and compact*
- ▷ *Dip & work weld cleaning*
- ▷ *Simple to use*
- ▷ *Weld cleaning unit only*
- ▷ *Lightweight and portable*



Model	Order No.	Electrical		Dimensions			Dual User	Tank capacity	Length of hose	Weight
		Input	Output	Length	Width	Height				
TURBO	54D066	120V - 50/60 Hz, 4A	12V AC, 25A Max	12"	5"	9"	NO	-----	-----	15 lbs

**Each unit comes with:** 1 x SURFOX™ D&W carbon fiber brush (54B601) 1 x D&W brush sleeve (54B603), 1 x brush adaptor (54B149), 1 x Ground Cable (48R136), 1 x user guide, 1 x carrying case

## WIDE SURFACE DIP & WORK KIT

Clean larger surfaces, faster

The wide-surface dip & work wand kit is designed to tackle larger high surfaces. This kit includes a 300mm/12" insert with handles in addition to a telescopic lance for areas that are out of reach. Compatible with SURFOX™ MAX & 306.

**Order No.:** 54B611



## DIP & WORK WAND KIT

Speed and versatility, when you need it most

The dip & work wand kit is your go-to SURFOX™ accessory to make quick work from repair and touch-up jobs, or when two workers are leveraging the same SURFOX™ weld cleaning unit to get the job done. This kit is an add-on accessory and is compatible with the SURFOX™ 306, MINI, MAX, and TURBO.

**Order No.:** 54B610



# SURFOX™ SOLUTIONS



Description	Size		Order No.	(M)SDS	Std. Pkg.
	Metric	US Gal			
Cartridge	100 ml	3.4 oz	54A061	S-10E	6
Sprayer	500ml	16.9 oz	54A063	S-10E	12
Liquid	1.5 L	51 oz	54A065	S-10E	1
Liquid	5 L	1.3 gal	54A066	S-10E	1
Liquid	20 L	5.2 gal	54A067	S-10E	1
Liquid	208 L	55 gal	54A068	S-10E	1

Color: Translucent

## SURFOX-G™

pH neutral electrolyte solution

Can be used with high conductivity pads and carbon fiber brushes. Specially designed for use in water treatment plants.

NSF category A3, registration #146974

**Great for cleaning MIG, TIG, and spot welds on stainless or aluminum**

- ▷ pH neutral, non acidic
- ▷ Safe alternative to pickling paste and strong acids
- ▷ Non-corrosive
- ▷ Compatible with all SURFOX™ machines
- ▷ Lower environmental impact

### Tech tip!

Use with SURFOX-T™ drum pump 54B106



Description	Size		Order No.	(M)SDS	Std. Pkg.
	Metric	US Gal			
Cartridge	100 ml	3.4 oz	54A001	S-01E	6
Sprayer	500 ml	16.9 oz	54A003	S-01E	12
Liquid	1.5 L	51 oz	54A005	S-01E	1
Liquid	5 L	1.3 gal	54A006	S-01E	1
Liquid	20 L	5.2 gal	54A007	S-01E	1
Liquid	208 L	55 gal	54A008	S-01E	1

Color: Translucent

## SURFOX-T™

Heavy-duty formula

Provides faster cleaning action and more thorough cleaning on MIG welds.

NSF category A3, registration #142984

**Stronger solutions to clean even the dirtiest of MIG and TIG welds on stainless steel and aluminum**

- ▷ Safe alternative to pickling paste and strong acids
- ▷ SCAQMD compliant



Description	Size		Order No.	(M)SDS	Std. Pkg.
	Metric	US Gal			
Sprayer	500 ml	16.9 oz	54A023	S-03E	12
Liquid	3.78 L	1 gal	54A025	S-03E	1
Liquid	20 L	5.2 gal	54A027	S-03E	1
Liquid	208 L	55 gal	54A028	S-03E	1

Color: Translucent



## SURFOX-N™

Cleaning and neutralizing formula

NSF category A1, registration #142985

- ▷ Must be used to clean and neutralize SURFOX™ electrolyte solutions
- ▷ SCAQMD compliant
- ▷ Prevents the formation of salt deposits (hazy white discoloration) around welds cleaned with SURFOX™

## SURFOX™ PRE-WELD

Fast drying surface cleaner

Formulated for preparing and degreasing metal surfaces prior to welding.

### Benefits

- ▷ *Reduced VOC content when compared to solvent-based surface cleaners*
- ▷ *Ready-to-use formula*

### Features

- ▷ *Replacement for surface preparation solvents such as acetone*



Description	Size		Order No.	(M)SDS	Std. Pkg.
	Metric	US Gal			
Sprayer	500 ml	16.9 oz	54A073	S-13E	12
Liquid	3.78 L	1 gal	54A076	S-13E	1
Liquid	20 L	5.2 gal	54A077	S-13E	1
Liquid	208 L	55 gal	54A078	S-13E	1

Color: Orange

## SURFOX™ RENEW

High strength stainless steel cleaner

Highly concentrated, gel-like cleaner for removing rust and mineral deposits from stainless steel. Removes contaminants without attacking the parent material. Must be neutralized with SURFOX-N™ after use.

### Benefits

- ▷ *Gel formulation allows the product to cling to inclined surfaces*
- ▷ *VOC-free, solvent-free, non-flammable, biodegradable surfactants*
- ▷ *Removes rust, oxidation, mineral deposits, and light grease*

### Features

- ▷ *Concentrated formula – can be diluted up to 1:40 with water*
- ▷ *Ideal for cleaning of food processing and pharmaceutical equipment*



### Tech tip!

Use with white BLENDEx™ hand pads (07A500) to easily remove rust and other surface contaminants

Description	Size		Order No.	(M)SDS	Std. Pkg.
	Metric	US Gal			
Sprayer	500 ml	16.9 oz	54A083	S-11E	12
Liquid	3.78 L	1 gal	54A085	S-11E	1
Liquid	20 L	5.2 gal	54A087	S-11E	1
Liquid	208 L	55 gal	54A088	S-11E	1

Color: Light orange

## SURFOX™ SHINE

Cleaner and protector for stainless steel

An innovative, non-hazardous product that removes light contaminants from stainless steel in one easy step.

NSF category A7, C1, registration # 152509

### Benefits

- ▷ *Removes dust, dirt, finger prints, oils, and handling marks*
- ▷ *Leaves a uniform finish without streaking*
- ▷ *Brightens and protects stainless steel surfaces*
- ▷ *Not controlled under WHMIS or OSHA*

### Features

- ▷ *Ready-to-use formula*
- ▷ *Silicone-free, VOC-free, solvent-free, non-flammable, phosphate-free, biodegradable*
- ▷ *For cleaning of food processing and pharmaceutical equipment*



Description	Size		Order No.	(M)SDS	Std. Pkg.
	Metric	US Gal			
Sprayer	500 ml	16.9 oz	54A093	S-12E	12
Liquid	3.78 L	1 gal	54A095	S-12E	1
Liquid	20 L	5.2 gal	54A097	S-12E	1
Liquid	208 L	55 gal	54A098	S-12E	1

Color: White



# SURFOX™ CONSUMABLES & ACCESSORIES

SURFOX™ accessories are specially designed to handle the toughest weld cleaning and electropolishing applications. Depending on your application you can choose from a variety of sizes of pad cleaning options or carbon fiber brushes.

SKU	Product	Description	SURFOX™ 306	SURFOX™ 206	SURFOX™ MAX	SURFOX™ TURBO	SURFOX™ MINI
54B143		Tungsten insert 90°	✓	✓	✓		✓*
54B026		Standard cleaning pad	✓	✓	✓		✓*
54B002		Clamp ring for cleaning pad, 10-pack	✓	✓	✓		✓*
54B009		Large graphite insert, 45mm	✓	✓	✓		✓*
54B043		Large pad for large graphite insert with O-ring, 10-pack	✓	✓	✓		✓*
54B180		O-ring for insert	✓	✓	✓		✓*
54B038		Narrow tungsten insert					✓
54B028		Narrow cleaning pad with clamp ring, 10-pack					✓
54B020		Narrow clamp ring for narrow pad, 10-pack					✓
54B150		Spare brush adaptor for micro-wand					✓
54B149		Reusable brush adaptor for large wand	✓	✓	✓	✓	✓*
54B048		Large graphite insert for micro-wand					✓
48R294		Electrolyte straw	✓	✓	✓	✓	✓

\* Dip & Work applications only

SKU	Product	Description	SURFOX™ 306	SURFOX™ 206	SURFOX™ MAX	SURFOX™ TURBO	SURFOX™ MINI
54B051		Large pad for large graphite insert with O-ring, 10-pack					✓
54B092		Cartridge refilling pump					✓
54B601		Threaded round brush		✓			✓
54B602		Dip & work (D&W) brush w/o sleeve, 5-pack				✓	✓*
54B603		Dip & work (D&W) sleeve				✓	✓*
54B604		Dip & work (D&W) brush w/o sleeve, 5-pack	✓		✓		
54B605		Dip & work (D&W) sleeve	✓		✓		
54B606		Threaded round brush, 5-pack	✓				
54B607		Graphite insert, 100mm/4"	✓	✓	✓		
54B608		Pad for graphite insert, 100mm/4"	✓	✓	✓		
54B609		O-ring for graphite insert, 100mm/4"	✓	✓	✓		
54B614		Dip & work (D&W) wide insert, 300mm/12"	✓		✓		
54B615		Pad for wide insert, 300mm/12"	✓		✓		
54B618		Brush extraction	✓		✓	✓	✓
54B619		SURFOX™ D&W Dual Ground			✓		

\* Dip & Work applications only

# COMPATIBLE WITH ALL SURFOX™ MODEL



### Micro-Wand and brush kit

With carbon fiber brush for cleaning corners and intricate areas.

**Not compatible with SURFOX™ TURBO.**

**Order No.:** 54B133



### SURFOX™ RENEW refillable trigger sprayer

Highly concentrated, gel-like cleaner for removing rust and mineral deposits from stainless steel. 500 ml (16.9 oz).

**Order No.:** 54A083



### Micro-Wand and tungsten insert kit

With tungsten inserts and pads for cleaning corners and intricate areas.

**Not compatible with SURFOX™ TURBO.**

**Order No.:** 54B033



### SURFOX™ PRE-WELD refillable trigger sprayer

Formulated for preparing and degreasing metal surfaces prior to welding. 500 ml (16.9 oz).

**Order No.:** 54A083



### SURFOX™ station

With its sturdy and industrial design, the SURFOX™ station has been designed to make it easy to move your SURFOX™ system throughout your work environment while allowing for the storage of various cleaning agents and accessories.

**Order No.:** 54B050



### SURFOX-N™ refillable trigger sprayer

Identified with GHS compliant product specific labels showing product features, OSHA/WHMIS information and directions for use. 500 ml (16.9 oz).

**Order No.:** 54A023



### SURFOX™ Powercloth

16 in. x 16 in.  
10 per package.

**Order No.:** 54B090



### BIO-CIRCLE POWERCLOTH

16 in. x 16 in.  
10 per package.

**Order No.:** 57M001

### Tech tip!

Keep different colour cloths for cleaning and neutralizing





# MARKING AND ETCHING UNITS



Go ahead, make your mark!

SURFOX™ marking kits use a fast and simple electrochemical process to permanently mark stainless steel surfaces. The marking wand plugs directly into the SURFOX™ machine and is used with specially made permanent or disposable stencils.



## STANDARD MARKING KIT

Order No.: 54B080

The standard kit requires the use of permanent stencils available from WALTER, each of which can be used hundreds of times.

### Includes:

- Marking wand and power cable
- Pack of 20 marking pads
- 5 O-rings
- Allen key 2.5 mm
- SURFOX-M™ marking solution 100 ml squeeze bottle for black marking (AC mode)
- SURFOX-E™ etching solution 100 ml squeeze bottle for white etching (DC mode)
- Packaged in a professional and sturdy case

### Permanent stencils

Can be used up to 200 times.

54 mm X 32 mm	54B076
85 mm X 54 mm	54B077
170 mm X 108 mm	54B073
257 mm X 170 mm	54B074
355 mm X 155 mm	54B079 *Aluminum frame



For more information: [stencil@walter.com](mailto:stencil@walter.com)



## PRO MARKING KIT

Order No.: 54B081

The PRO kit is offered with a stencil thermal printer for the printing of disposable stencils to permanently mark stainless steel surfaces. The printer comes with software that allows the creation of stencils for barcodes, serial numbers, lot and batch numbers, text, company logos, and more.

### Includes:

- Marking wand and power cable
- Pack of 20 marking pads
- 5 O-rings
- Allen key 2.5 mm
- SURFOX-M™ marking solution 100 ml squeeze bottle for black marking (AC mode)
- SURFOX-E™ etching solution 100 ml squeeze bottle for white etching (DC mode)
- Thermal printer and 20 m of stencil paper
- Packaged in a professional and sturdy case



# MARKING KIT ACCESSORIES

For marking stainless steel and titanium

**SURFOX-M™**  
marking solution  
100 ml squeeze bottle  
NSF category P1,  
registration #146175  
**Order No.:** 54A031



Also available in 5 L format  
**Order No.:** 54A036

For marking aluminum

**SURFOX-M™ ALU**  
electrolyte solution  
100 ml squeeze bottle  
**Order No.:** 54A131



For etching stainless steel

**SURFOX-E™**  
etching solution  
100 ml squeeze bottle  
**Order No.:** 54A041



**Marking pads**

Pack of 20  
**Order No.:** 54B083



**Power cable**

**Order No.:** 54B063



**Graphite marking insert**

**Order No.:** 54B088



**O-rings**

Pack of 5  
**Order No.:** 54B089

**Marking wand**

**Order No.:** 54B082



**Stencil paper roll**

100 mm x 20 m  
**Order No.:** 54B086  
100 mm x 50 m  
**Order No.:** 54B087



Marking on aluminum using customizable stencil paper rolls





# PASSIVATION MEASUREMENTS

## SURFOX™ SURFACE MEASURING SYSTEM

Quickly and easily guarantee passivated stainless steel

The importance of validating the passivation of your stainless steel surfaces cannot be stressed enough. Impossible to detect with the naked eye, passivation indicates that the protective layer of chromium oxide exists on your stainless steel surface – the essential ingredient that guarantees your stainless steel will resist corrosion.

The SURFOX™ Passivation Tester is a simple, compact, and portable testing device that allows you to quickly and easily ensure passivation of stainless steel anywhere, anytime – even on job sites!



### Applications

- ▷ Determine the degree of passivation of stainless steel 304 & 316
- ▷ Testing device for passivation

### Tech tips!

- Use on a clean surface
- Clean stainless steel surface with SURFOX™ PRE-WELD for a clean, residue-free surface prior to marking

### Features

- ▷ Small probe allows testing in hard to reach areas
- ▷ Measures the protective chromium passive layer on stainless steel surfaces
- ▷ Based on a technology called “open circuit potential”
- ▷ A value above zero indicates the surface is passivated
- ▷ Minimizes costly downtime caused by the rework of pieces
- ▷ Provides an instant reading to verify the quality of the protective layer



## SURFOX™ PASSIVATION TESTER

Order No.: 54T012

### Accessories

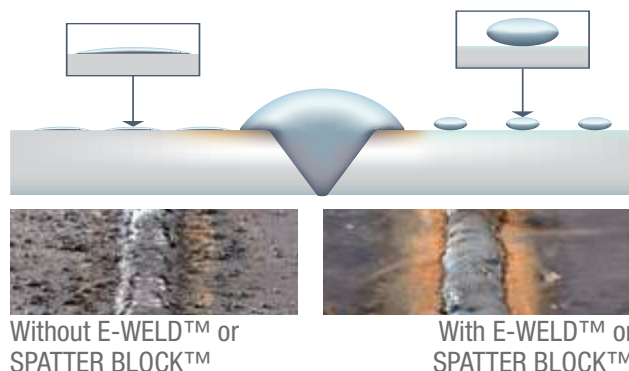
	Order no.
Replacement cartridge	54A050
White felt tip (Pkg. 5)	54B046



# ANTI-SPATTER SOLUTIONS

## Why use anti-spatter solutions?

When small pieces of molten metal fly off the welding arc, the spatter, or slag, lands on weld surfaces around seams. As it cools and hardens on the surface on which it lands, it can be difficult to remove. Abrasives or chisels will then need to be utilized to remove the spatter to ensure a smooth surface for finishing the workpiece. However, by leveraging an anti-spatter solution before you begin welding, you can eliminate the time and cost of using abrasives or tools to remove weld spatter.



## Why use WALTER E-WELD™ and SPATTER BLOCK™ anti-spatter solutions?

WALTER has developed a **safer and healthier line of anti-spatter solutions** to prevent spatter from adhering to

surfaces. Our anti-spatter solutions are **biodegradable, non-flammable, and non toxic** so that you can improve your work process without sacrificing worker health and safety.

REQUIRED PROTECTION	NOZZLE PROTECTION			ANTI-SPATTER				CUTTING TABLE PROTECTION
	DIP APPLICATION	8-HOUR PROTECTION SPRAY	PERMANENT COATING	GENERAL PURPOSE		HIGH-PERFORMANCE		CUTTING TABLE PROTECTION
					HIGH HEAT/AMPERAGE APPLICATIONS MULTI-PASS WELDING		BEST OPTION FOR PAINT ADHESION	
PRODUCT	SPATTER BLOCK GEL™	E-WELD NOZZLE™	E-WELD™ PRE-COATED NOZZLES	SPATTER BLOCK™	SPATTER BLOCK HT™	E-WELD 3™	E-WELD 4™	E-WELD PLASMA™
FEATURES	Practical magnetic anti-spatter gel dispenser	Protects welding nozzles for up to 8 hours	Lasts up to 5 x longer than standard welding nozzles	Temporary Corrosion Protection	For high heat applications	2-in-1 degreaser/ Anti-Spatter	Special heat dispersion technology guaranteed not to cause porosity	Prevents adhesions of slag to slats on cutting tables
CERTIFICATIONS								

## SPATTER BLOCK™

General purpose anti-spatter emulsion

SPATTER BLOCK™ is a safe, natural solution that protects the workpiece from weld spatter to keep you from having to perform time-consuming removal processes.



### Features

- ▷ Does not interfere with painting process
- ▷ VOC-free, solvent-free and silicone-free, biodegradable, non-flammable
- ▷ Formulation based on natural plant extracts
- ▷ Odorless
- ▷ Contains temporary corrosion inhibitors
- ▷ Up to 225 amps



Description	Size		Order No.	(M)SDS	Std. Pkg.
	Metric	US Gal			
Aerosol	400 ml	13.55 oz	53F002	L-10	12
Sprayer	500 ml	16.9 oz	53F203	L-21	12
Liquid	3.78 L	1 gal	53F205	L-21	1
Liquid	20 L	5.2 gal	53F207	L-21	1
Liquid	208 L	55 gal	53F208	L-21	1

Color: Milky green

## SPATTER BLOCK HT™

High temperature anti-spatter solution

SPATTER BLOCK HT™ is a unique, high-performing anti-spatter solution that protects workpieces from adherence with high heat resistance spatter and eliminates costly spatter removal operations.



### Features

- ▷ VOC-free, solvent-free, silicone-free, and biodegradable
- ▷ Odorless

### Benefits

- ▷ Allows multi pass welding
- ▷ Does not interfere with paint adhesion
- ▷ Contributes to a safer work environment



Description	Size		Order No.	(M)SDS	Std. Pkg.
	Metric	US Gal			
Aerosol	400 ml	13.55 oz	53F222	L-61	12
Sprayer	500 ml	16.9 oz	53F223	L-136	12
Liquid	3.78 L	1 gal	53F225	L-136	1
Liquid	20 L	5.2 gal	53F227	L-136	1
Liquid	208 L	55 gal	53F228	L-136	1

Color: Clear/Amber





## E-WELD 3™

Dual purpose high-temperature anti-spatter and cleaning solution

E-WELD 3™ is a high-performance anti-spatter solution that both cleans the workpiece and protects it from high velocity spatter, eliminating an extra step in the welding process while avoiding costly rework. E-WELD 3™ is often the preferred solution for use on stainless steel.



### Tech tip!

Use E-WELD 3™ to clean and protect from spatter.

**NSF category P1, registration #145451**

#### Benefits

- ▷ Cleans and degreases weld area
- ▷ Allows multi pass welding
- ▷ Does not interfere with paint adhesion
- ▷ Reduce consumable costs with a two-in-one solution
- ▷ Contributes to a safer work environment

#### Features

- ▷ High-heat resistance allows to weld at high amperages
- ▷ Surfactants to clean surface before welding without affecting the quality of the weld
- ▷ Corrosion inhibitors



Description	Size		Order No.	(M)SDS	Std. Pkg.
	Metric	US Gal			
Aerosol	400 ml	13.55 oz	53F252	L-176	12
Sprayer	500 ml	16.9 oz	53F253	L-46	12
Liquid	3.78 L	1 gal	53F255	L-46	1
Liquid	20 L	5.2 gal	53F257	L-46	1
Liquid	208 L	55 gal	53F258	L-46	1

**Color:** Clear blue

## E-WELD 4™

Premium anti-spatter emulsion

E-WELD 4™ is a unique anti-spatter solution which protects workpieces from the adherence of spatter. With the addition of special natural ingredients, E-WELD 4™ retracts in the presence of heat, leaving the welding area free of liquid. This means that unlike competitive products, E-WELD 4™ is guaranteed not to cause weld porosity or cracking, even when overapplied to work surfaces.



### Tech tip!

Best choice for welding on aluminum surfaces.

#### Benefits

- ▷ No weld cracking
- ▷ Corrosion resistant
- ▷ Does not interfere with paint adhesion

#### Features

- ▷ Premium protection when working up to 225 amps
- ▷ Guaranteed not to contribute to weld porosity



Description	Size		Order No.	(M)SDS	Std. Pkg.
	Metric	US Gal			
Aerosol	400 ml	13.55 oz	53F402	L-177	12
Sprayer	500 ml	16.9 oz	53F403	L-147	12
Liquid	3.78 L	1 gal.	53F405	L-147	1
Liquid	20 L	5.2 gal.	53F407	L-147	1
Liquid	208 L	55 gal.	53F408	L-147	1

**Color:** White



## INDUSTRIAL PUMP SPRAYER

Tough industrial sprayers designed to quickly and effectively dispense anti-spatter products. The spray pattern can easily be adjusted from a pin point jet for accurate product dispensing to a wide fan for greater surface coverage. These thick-walled polyethylene bottles have regulatory-compliant labels and feature a wide neck for easy refilling.

Description	Size		Order No.	Std. Pkg.
	Metric	US Gal		
Anti-Spatter	900 ml	30.4 oz	53L108	1



## REFILLABLE TRIGGER SPRAYER

Sprayers equipped with precision mechanism – guarantees minimal constant spray mist / no dripping. Clearly identified with product specific labels showing product features, WHMIS HCS 2012 compliance and directions for use.

Description	Size		Order No.	Std. Pkg.
	Metric	US Gal		
Spatter Block	500 ml	16.9 oz	53L321	1
Spatter Block HT	500 ml	16.9 oz	53L308	1
E-WELD 3	500 ml	16.9 oz	53L320	1
E-WELD 4	500 ml	16.9 oz	53L338	1



# AIR FORCE SYSTEMS

FOR SPATTER BLOCK™, SPATTER BLOCK HT™, E-WELD 3™, AND E-WELD 4™

The AIR FORCE aerosol can refilling station offers the convenience of using aerosol cans with the cost effectiveness of buying bulk packaging



The AIR FORCE station automatically dispenses SPATTER BLOCK™, SPATTER BLOCK HT™, E-WELD 3™, and E-WELD 4™ solutions and compressed air into refillable spray cans helping you reduce costs associated with the disposal of harmful aerosol cans as well as your environmental impact.

## Benefits

- ▷ *Eliminates aerosol disposal costs*
- ▷ *Reduces environmental impact*
- ▷ *Perfect price to performance ratio*

**1X 208L  
DRUM = 520  
CANS**

## AIR FORCE refillable sprayer

Durable and lightweight aluminum AIR FORCE sprayer comes with a specific label to clearly identify the contents.



*No more disposing  
of hazardous  
aerosol cans*





# AIR FORCE START-UP PACKAGES

## AIR FORCE SPATTER BLOCK™ 208 L / 55 gal.

Order no.  
**57D018**

**The start-up package includes:**

- ▷ 1 x 53F208 SPATTER BLOCK™  
208 L / 55 gal. drum
- ▷ 1 x 57D000 AIR FORCE Generic  
Orange Station
- ▷ 4 x 57B101 refillable bottle



## AIR FORCE SPATTER BLOCK HT™ 208 L / 55 gal.

Order no.  
**57D028**

**The start-up package includes:**

- ▷ 1 x 53F228 SPATTER BLOCK HT™  
208 L / 55 gal. drum
- ▷ 1 x 57D000 AIR FORCE Generic  
Orange Station
- ▷ 4 x 57B102 refillable bottle

## AIR FORCE E-WELD 3™ 208 L / 55 gal.

Order no.  
**57D038**

**The start-up package includes:**

- ▷ 1 x 53F258 E-WELD 3™  
208 L / 55 gal. drum
- ▷ 1 x 57D000 AIR FORCE Generic  
Orange Station
- ▷ 4 x 57B103 refillable bottle



**Air refilling pod**  
Order No.: 53M010

## AIR FORCE E-WELD 4™ 208 L / 55 gal.

Order no.  
**57D048**

**The start-up package includes:**

- ▷ 1 x 53F408 E-WELD 4™  
208 L / 55 gal. drum
- ▷ 1 x 57D000 AIR FORCE Generic  
Orange Station
- ▷ 4 x 57B104 refillable bottle

Accessories	Order No.
Air refilling pod	53M010
Replacement valve kit (includes 2 valves and 2 spray tips)	57B000
Brass screw cap	53M037
Drum adaptor	53M038

# CUTTING TABLE PROTECTION



## E-WELD PLASMA™

Long lasting protection for laser and plasma cutting tables

E-WELD PLASMA™ is a ceramic anti-spatter solution that is applied to laser and plasma cutting tables to reduce the buildup of slag over time.

This simple preventative measure keeps the slag from adhering to the slats in cutting tables, allowing it to be easily removed before it builds up and becomes problematic. This significantly decreases the amount of time and effort needed to clean slag off cutting tables, which saves you a great deal of labor time – and associated costs – in plant maintenance.

**Also compatible with wet tables.**

Description	Size		Order No.	(M)SDS	Std. Pkg.
	Metric	US Gal			
Liquid	500 ml	16.9 oz	53F603	L-142	12
Refillable sprayer	1400 ml	34 oz	53L126		1
Liquid	10 kg	22 lbs	53F605	L-142	1
Liquid (Drum)	272 kg	600 lbs	53F608	L-142	1

**Color:** White

### **Tech tip!**

Stack multiple cutting tables behind one another and slightly offset them from one another so all the slats on each table are exposed. This will allow you to coat multiple cutting tables at once, saving even more time.

### Benefits

- ▷ Greatly reduces the amount of time required to remove slag from cutting tables
- ▷ Spend less time on equipment maintenance and more time on revenue generating activities
- ▷ Can also be applied to other equipment that is exposed to weld spatter or slag
- ▷ Spray gun applicator dispenses a thin, even layer to help prevent wasteful over application
- ▷ Can be applied to wet or dry cutting tables

### Features

- ▷ Ceramic formula provides long lasting protection, even in the presence of extreme heat
- ▷ Spray gun applicator allows you to quickly and easily dispense the product across large surface areas
- ▷ Each 10 kg (22 lbs) container provides enough antisplatter to cover 50-100 m<sup>2</sup> (538-1076 ft<sup>2</sup>)
- ▷ E-WELD PLASMA™ can be painted on manually or sprayed on with the applicator; just stir the solution prior to use
- ▷ Use a degreaser like SURFOX™ PRE-WELD to clean slats prior to use to ensure a strong, adhesive coating

# NOZZLE PROTECTION



## E-WELD NOZZLE™

Ceramic nozzle spray for up to 8 hours of protection

Extend the life of welding nozzles and reduce downtime spent scraping out spatter with E-WELD NOZZLE™. This highly concentrated anti-spatter evenly coats the exterior and interior surface of your welding nozzle to prevent spatter from adhering to the nozzle. This prevents obstructions and allows the gas to flow freely, resulting in a higher quality weld. This is an extremely economical solution, as the easy applicator dispenses a thin layer that can provide protection for up to 8 hours. This is an ideal solution for MIG welding, plasma cutting and laser cutting as the E-WELD NOZZLE™ can withstand high temperatures (up to 1000° C) and reduce your consumable spend.

- ▷ *No weld contamination*
- ▷ *Helps prevent weld porosity*
- ▷ *No time lost on scraping spatter from nozzle prior to welding*
- ▷ *Improves weld quality and reduces rejection rate*
- ▷ *Only a thin layer needed (up to 100 applications per can)*
- ▷ *Superior life and more solution per can compared to competitive products*

Unique self-dispensing applicator easily dispenses highly concentrated ceramic coating



Nozzle using E-WELD NOZZLE<sup>MC</sup>



Nozzle fully clogged (not using E-WELD NOZZLE<sup>MC</sup>)

Description	Size		Order No.	(M)SDS	Std. Pkg.
	Metric	US Gal			
Aerosol	400 ml	13.5 fl. oz.	53F212	L-156	6
Applicator			53L121		1
Aerosol and applicator	400 ml	13.5 fl. oz.	53F912	L-156	6

Color: Orange



Video available at The WALTER Network  
[www.youtube.com/user/TheWalterNetwork](http://www.youtube.com/user/TheWalterNetwork)

## SPATTER BLOCK GEL™

Anti-spatter gel

Superior anti-spatter gel for protecting the interior and exterior of welding nozzles and contact tips.



### Features

- ▷ *Free of chlorinated compounds and silicone*
- ▷ *Odorless*
- ▷ *Packaging height is designed to prevent clogging of gas diffusers in welding nozzles*

### Benefits

- ▷ *Extends welding torch life*
- ▷ *Fast, easy cleaning of nozzles and contact tips*

Description	Size		Order No.	(M)SDS	Std. Pkg.
	Metric	US Gal			
Metal tin	200 g	7.0 oz	53F103	L-12	12

Color: Translucent

Magnetic tin "sticks" to steel work tables and vertical surfaces




# E-WELD NOZZLE™

Total nozzle protection for up to 8 hours!

- **UNIQUE APPLICATOR** ensures a thin, even protective coat.
- Extends nozzle life.
- Perfect for all types of welding, resists temperatures up to **1000 °C**.



Spatter build up obstructs gas flow, resulting in inconsistent weld quality.



Thin layer of E-WELD NOZZLE™ ensures gas flows freely for a clean, high-quality weld.



Video available at The WALTER Network

[www.youtube.com/user/TheWalterNetwork](http://www.youtube.com/user/TheWalterNetwork)

[walter.com/e-weld\\_nozzle](http://walter.com/e-weld_nozzle)



## E-WELD PRE-COATED NOZZLES™

Keeps nozzle cool and spatter-free

Reduce downtime spent scraping out spatter and replacing MIG nozzles.

The special water-based ceramic coating prevents spatter from adhering to the nozzle and allows the gas to flow freely, ultimately providing a better-quality weld.

The unique E-WELD PRE-COATED NOZZLES™ will reduce your welding operation costs.

### Features

- ▷ Reduce downtime scraping spatter and replacing nozzles
- ▷ Lasts up to 5 times longer than standard OEM nozzles
- ▷ Safe and non-flammable solution to nozzle spatter build-up
- ▷ Prevents nozzle obstructions resulting in a higher quality weld



### Tech tip!

Use E-WELD 4™ Premium anti-spatter emulsion to effectively protect welding pieces, welding jigs and tables against spatter.

Brand compatibility	Model compatibility	Diameter (in)	Position	Order no.	Std Pkg
Lincoln style	KP3075-1-38S	3/8"	Stick out 1/4	54C001	2
	KP3075-1-38F		Flush	54C003	2
	KP3075-1-50S	1/2"	Stick out 1/4	54C011	2
	KP3075-1-50F		Flush	54C013	2
	KP2742-1-38S	3/8"	Stick out 1/8	54C021	2
	KP2742-1-38R		Recess 1/8	54C022	2
	KP2742-1-38F		Flush	54C023	2
	KP2742-1-50S	1/2"	Stick out 1/8	54C031	2
	KP2742-1-50R		Recess 1/8	54C032	2
	KP2742-1-50F		Flush	54C033	2
	KP2742-1-62S	5/8"	Stick out 1/8	54C041	2
	KP2742-1-62R		Recess 1/8	54C042	2
KP2742-1-62F	Flush		54C043	2	
Miller style	169715	1/2"	Flush	54C113	2
	169724	1/2"	Recess 1/8	54C132	2
	200258		Flush	54C133	2
	169727	5/8"	Stick out 1/8	54C141	2
	169725		Recess 1/8	54C142	2
	169726		Flush	54C143	2
Tregaskiss style	401-4-50	1/2"	Recess 1/8	54C232	2
	401-4-62	5/8"	Recess 1/8	54C242	2
Bernard style	4491	3/4"	Flush	54C301	2
	4492	9/16"	Flush	54C302	2
	N-3418-C	3/4"	Recess 1/4	54C311	2
	N-5814-C	5/8"	Recess 1/4	54C312	2
	N-5818-C	5/8"	Recess 1/8	54C313	2
	4393	5/8"	Flush	54C321	2





# 02

## CUTTING





# ZIPCUT FEATURES

*Why are WALTER thin cut-off wheels the best in the industry?*

**NEW**



### Smart Resin™ Technology

SMART RESIN™ Technology exposes fresh grains at optimal times to optimize the balance between sharpness & life.

**Only on ZIP XX**

### Curved Stripes

Look for curved stripes to be sure that you're getting an authentic WALTER Surface Technologies product. Like WALTER's distinctive orange, curved stripes distinguish our wheels.



## CUT-OFF WHEELS AT A GLANCE

Cut-Off Wheel

ZIP ONE™

ZIPCUT™

ZIP+ XTRA™

ZIP™ XX



<b>Application Need</b>	For thin gauge cutting	For an optimal balance between speed & durability	For performance cutting in thicker metal with a focus on durability	For exceptional life and faster, longer-lasting, and more efficient cutting
<b>Smart Resin™</b>				✓
<b>Durability</b>	•	• •	• • •	• • • •
<b>Cutting Speed</b>	• • • • •	• • •	• •	• • •
<b>Comfort</b>	• • •	• • • •	• • •	• • • •
<b>Wheel Thickness</b>	1/32"	3/64"	1/16"	1/16"
<b>Grain Type</b>	Zirconia (ZA)	Aluminum Oxide (AO)	Aluminum Oxide (AO)	Ceramic
<b>Features</b>	<ul style="list-style-type: none"> <li>• Thinnest wheel for speed &amp; minimal heat generation</li> <li>• Fe-S-Cl &lt; 0.1%</li> <li>• Narrow Crown with metal protective cladding</li> </ul>	<ul style="list-style-type: none"> <li>• Most versatile with a focus on speed</li> <li>• SPIN-ON Available</li> <li>• Narrow Crown with metal protective cladding</li> </ul>	<ul style="list-style-type: none"> <li>• Versatile wheel with a focus on durability</li> <li>• Narrow Crown with metal protective cladding</li> </ul>	<ul style="list-style-type: none"> <li>• SMART RESIN™ Technology optimizes sharpness &amp; life</li> <li>• Self-sharpening ceramic grain blend</li> <li>• Premium reinforcement for added safety</li> </ul>

### Exclusive Packaging

WALTER's cut-off wheels are sold in a sturdy, unique, and reusable plastic container that keeps each wheel in the same condition as when it left the factory thereby enhancing performance, safety, and durability.



### Type 27 Narrow Crown and Metal Cladding

Exclusive patented technology that incorporates a metal cladding in the center hub for added safety, and allows for a deeper cutting depth, extending the life of the cutting wheel.

### Spin-On Wheels for Easy Mounting

Changing your cut-off wheels is quicker and easier than ever before, which results in minimal downtime during wheel changeout and less vibration when cutting.



## CUT-OFF WHEELS AT A GLANCE

#### Material-Specific

#### TOUGH CUT™



#### COMBO ZIP™



#### ZIP STAINLESS™



#### ZIP ALU™



#### ZIP™ TiTan



For the toughest, most demanding cutting applications

• • • •

•

• • •

3/32"

Aluminum Oxide (AO)

- Extra tough reinforcements
- Maintains high RPM for clean cuts

For fast, safe cutting and grinding with one wheel

• • • •

•

• • •

5/64"

Aluminum Oxide (AO)

- Cut & grind with the same disc
- Fe-S-Cl < 0.1%
- Metal protective cladding

For precise, clean cuts in stainless steel without contamination

• • •

• • • •

3/64"

Aluminum Oxide (AO)

- Metal hub cladding for extra strength, control, safety
- Fe-S-Cl < 0.1%

For fast, free cutting of aluminum and non-ferrous metals without clogging

•

• • • •

3/64"

Aluminum Oxide (AO)

- Excellent wheel life
- Extra fast cutting on aluminum

For optimal cutting of titanium and brass without overheating

• • • •

• •

• • •

3/64"

Silicon Carbide

- Optimal solution for cutting titanium and brass materials
- Lasts long and preserves mechanical properties and surface integrity of the piece being worked on

# ANGLE GRINDER CUT-OFF WHEELS

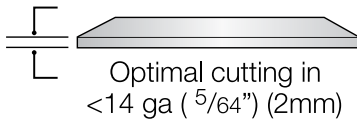


## ZIP ONE™

High performance cut-off wheel for thin gauge metal

ZIP ONE™ offers the quickest cuts and longest life in an ultra-thin 1/32" wheel. It is cool cutting to provide a burr-free cut with minimal discoloration. Best of all, it cuts extremely quickly and without vibration, making your job safer and easier when working with thin gauge steel or stainless steel.

Recommended: 8 ga (3/16") (4 mm)



- ▷ Fast, free precision cuts
- ▷ Clean cutting for less rework
- ▷ Unique mix of abrasive grains ensures cool cutting for less discoloration and warping
- ▷ Fe-free formulation – guaranteed not to contaminate stainless steel
- ▷ Perfect for plunge cutting applications

## Ultra-Thin ZIP ONE™

WALTER's thinnest cut-off wheel at 1/32" is designed for maximum precision cutting. Thanks to an innovative technology exclusive to WALTER, ZIP ONE is not only long-lasting, but also allows you to more accurately cut sheet metal without creating burrs.

### TYPE 1

Dia.	Thick.	Arbor	Order No.	Grade	Max. RPM	Std. Pkg.	Std. Ctn.
4 1/2"	1/32" (.035)	7/8"	11T542	ZA-60	13,300	25	400
5"	1/32" (.035)	7/8"	11T552	ZA-60	12,200	25	400



### TYPE 27

Dia.	Thick.	Arbor	Order No.	Grade	Max. RPM	Std. Pkg.	Std. Ctn.
4 1/2"	1/32" (.032")	7/8"	11T642	ZA-60	13,300	25	400
5"	1/32" (.032")	7/8"	11T652	ZA-60	12,200	25	400
6"	1/32" (.035")	7/8"	11T662	ZA-60	10,200	25	200
7"	3/64" (.045")	7/8"	11T672	ZA-60	8,600	25	100







## ZIPCUT™

Setting the industry standard for cut-off wheels

Faster, cooler, freer cutting and heavily reinforced for added safety, ZIPCUT™ provides premium performance while resisting twisting and bending. This allows for a true, straight cut every time. The end result is a wheel that improves worker safety while delivering great value.

### TYPE 1



Dia.	Thick.	Arbor	Order No.	Grade	Max. RPM	Std. Pkg.	Std. Ctn.
4 1/2"	3/64" (.045")	7/8"	11T042	A-60	13,300	25	400
5"	3/64" (.045")	7/8"	11T052	A-60	12,200	25	400
6"	3/64" (.045")	7/8"	11T062	A-60	10,200	25	200
7"	1/16" (.062")	7/8"	11T072	A-30	8,600	25	100
9"	* 5/64" (.078")	7/8"	11T092	A-30	6,600	25	100

\* Must be used with 3" clamping flange No. 30B022 (according to ANSI B7.1)



### TYPE 1



Dia.	Thick.	Arbor	Order No.	Grade	Max. RPM	Std. Pkg.	Std. Ctn.
7"	1/16" (.062")	5/8"	11T070	A-30	8,600	25	100
8"	1/16" (.062")	5/8"	11T080	A-30	7,600	25	100

### TYPE 27



Dia.	Thick.	Arbor	Order No.	Grade	Max. RPM	Std. Pkg.	Std. Ctn.
4 1/2"	3/64" (.045")	7/8"	11T142	A-60	13,300	25	200
5"	3/64" (.045")	7/8"	11T152	A-60	12,200	25	200
6"	3/64" (.045")	7/8"	11T162	A-60	10,200	25	200
7"	1/16" (.062")	7/8"	11T172	A-30	8,600	25	100
9"	5/64" (.078")	7/8"	11T192	A-30	6,600	25	100

- ▷ Significantly more cuts than the competition\*
- ▷ Less friction and faster cutting

\* Against comparable 5" x 3/64" aluminum oxide cut-off wheels

**INDUSTRY'S MOST TRUSTED WHEEL**



SCAN TO WATCH VIDEO



Video available at The WALTER Network  
[www.youtube.com/user/TheWalterNetwork](http://www.youtube.com/user/TheWalterNetwork)

### Mounting accessories

Complete set for a flush fit and minimal spindle exposure beyond the clamping nut, for other brands of grinders with: 5/8"-11 spindles  
**30B021**



Thick backing flange for a flush fit and minimal exposure of spindle beyond the clamping nut for WALTER grinders with: 5/8"-11 spindles  
**30B017**

Clamping flanges set to mount 9" cut-off wheels on 5/8"-11 spindles  
**30B022**



### Accessory

Description	Order No.
Reducer bushing 7/8" to 5/8"	10A984


# ZIPCUT™ SPIN-ON



High performance cutting with SPIN-ON system

A WALTER exclusive, our SPIN-ON mounting system takes your productivity to the next level with a 5/8"-11 threaded hub that reduces vibration and reduces the time spent on wheel change outs.

- ▷ *Perfectly centered wheel for total operator comfort*
- ▷ *Vibration-free cutting for maximum life, safety and productivity*



**TYPE 27S**  **SPIN-ON**

 Steel  Stainless Steel

Dia.	Thick.	Arbor	Order No.	Grade	Max. RPM	Std. Pkg.	Std. Ctn.
4 1/2"	3/64" (.045")	5/8"-11	11T342	A-60	13,300	25	100
5"	3/64" (.045")	5/8"-11	11T352	A-60	12,200	25	100
6"	3/64" (.045")	5/8"-11	11T362	A-60	10,200	25	100

**QUICK AND EASY**  
WHEEL CHANGE FOR  
MINIMUM DOWNTIME



## WALTER INDUSTRIAL GLOVES

Protective, sleek, and tight fitting for comfort. WALTER's newly-designed work gloves are made to last in the toughest applications. They are made of 100% Black Goatskin leather, with a neoprene insert that reduces vibration. The thumb curve is made with Kevlar™, a natural anti-slip solution. Simply put, these gloves are the toughest and most comfortable for demanding industrial applications.

Large  
Extra-Large

**Order No.:** 30B093  
**Order No.:** 30B095



# ZIP™ XX

Ceramic cut-off wheel for exceptional life and faster cuts

Achieve the ultimate gain in productivity and comfort with the new ZIP™ XX cut-off wheel. Made with a unique ceramic grain and WALTER's new SMART RESIN™ technology, it provides the most cuts without compromising on speed and safety. Not only does it cut up to 10% faster than aluminum oxide wheels, it lasts at least 30% longer than competitive ceramic wheels. Use ZIP™ XX to increase productivity and reduce your overall cost.



- ▷ **SMART RESIN™ Technology exposes fresh grains at the optimal time to optimize the balance between sharpness & life**
- ▷ **Experience faster, smoother, and safer cutting**
- ▷ **Maximize productivity while reducing wheel changeovers**
- ▷ **Self-sharpening ceramic grain blend**
- ▷ **Premium reinforcement for added safety**
- ▷ **Designed to exceed the highest industry safety standards**

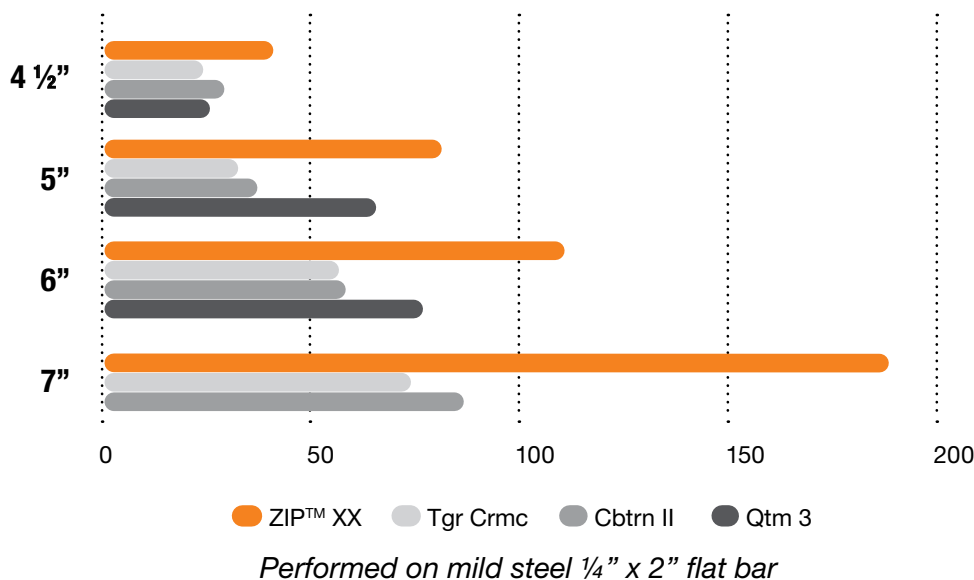


## TYPE 1



Dia.	Thick.	Arbor	Order No.	Grade	Max. RPM	Std. Pkg.	Std. Ctn.
4 1/2"	1/16" (.062")	7/8"	11X242	CA-46	13,300	25	400
5"	1/16" (.062")	7/8"	11X252	CA-46	12,200	25	400
6"	1/16" (.062")	7/8"	11X262	CA-46	10,200	25	200
7"	5/64" (.078")	7/8"	11X272	CA-46	8,600	25	100

## THE MOST CUTS PER WHEEL AVAILABLE TODAY





# ZIP+ XTRA™

Performance cutting in thicker metal

ZIP+ XTRA™ has a reinforced rib design for straighter cuts on metal that measures 1/8" thick or thicker. This feature also helps to cool the workpiece, preventing the large burrs and material discoloration often produced by competitive 1/16" cut-off wheels.



## TYPE 1



Dia.	Thick.	Arbor	Order No.	Grade	Max. RPM	Std. Pkg.	Std. Ctn.
4 1/2"	1/16" (.062")	7/8"	11T242	A-36	13,300	25	400
5"	1/16" (.062")	7/8"	11T252	A-36	12,200	25	400
6"	1/16" (.062")	7/8"	11T262	A-36	10,200	25	200
7"	5/64" (.078")	7/8"	11T272	A-36	8,600	25	100
9"	3/32" (.094")	7/8"	11T292	A-36	6,600	25	100

\* Must be used with 3" clamping flange No. 30B022 (according to ANSI B7.1)

## TYPE 27



Dia.	Thick.	Arbor	Order No.	Grade	Max. RPM	Std. Pkg.	Std. Ctn.
4 1/2"	1/16" (.062")	7/8"	11T453	A-36	13,300	25	200
5"	1/16" (.062")	7/8"	11T503	A-36	12,200	25	200
6"	1/16" (.062")	7/8"	11T603	A-36	10,200	25	200

**CHOOSE ZIP+ XTRA™**  
FOR THE TOUGHEST PROJECTS!

- ▷ Excellent performance for cutting material 1/8" and thicker
- ▷ 4 1/2" and 5" Type 27 wheels feature an exclusive narrow crown design and metal hub cladding
- ▷ The preferred wheel for flush cutting in confined spaces



Video available at The WALTER Network  
[www.youtube.com/user/TheWalterNetwork](http://www.youtube.com/user/TheWalterNetwork)

SCAN TO WATCH VIDEO

# TOUGH CUT™

For the toughest, most demanding cutting applications

These wheels cut fast and free without binding, and maintain high RPM for a clean cut and superior all-around performance.



## TYPE 1



Dia.	Thick.	Arbor	Order No.	Grade	Max. RPM	Std. Pkg.	Std. Ctn.
4 1/2"	3/32"	7/8"	11R042	A-30	13,300	25	200
5"	3/32"	7/8"	11R052	A-30	12,200	25	200
6"	3/32"	7/8"	11R062	A-30	10,200	25	200
7"	3/32"	7/8"	11R072	A-30	8,600	25	100
9"	3/32"	7/8"	11R092	A-30	6,600	25	100

\* Must be used with 3" clamping flange No. 30B022 (according to ANSI B7.1)



### Accessory

Description	Order No.
Reducer bushing 7/8" to 5/8"	10A984

# ANGLE GRINDER CUT AND GRIND WHEELS



## COMBO ZIP™

Fast, safe cutting and deburring with one wheel

Safely cut and deburr with just one wheel. COMBO ZIP™ is the perfect fit when operators don't want the hassle of having to change out wheels to deburr, notch or chamfer immediately after cutting. Save time and improve worker safety with COMBO ZIP™.

- ▷ Cutting and deburring combined for less wheel changeover and greater productivity
- ▷ Reinforced like a grinding wheel to improve operator safety
- ▷ ZIP formulation guarantees fast cutting time and long life
- ▷ Equipped with a metal protective hub for extra strength, control and safety

### TYPE 27



Dia.	Thick.	Arbor	Order No.	Grade	Max. RPM	Std. Pkg.	Std. Ctn.
4 1/2"	5/64" (.078")	7/8"	11T842	A-60	13,300	25	400
5"	5/64" (.078")	7/8"	11T852	A-60	12,200	25	200
6"	5/64" (.078")	7/8"	11T862	A-60	10,200	25	200



### Triple Reinforcement COMBO ZIP™

Three layers of reinforcement and metal cladding on the cut-off wheel's hub provides maximum safety. This feature allows the cut-off wheel to bear the force of lateral pressure and allows users to light grind/deburr in a safe manner.



SCAN TO  
WATCH VIDEO



Video available at The WALTER Network  
[www.youtube.com/user/TheWalterNetwork](http://www.youtube.com/user/TheWalterNetwork)

# SPECIAL APPLICATION CUT-OFF WHEELS



- ▷ Free of iron, sulfur, and chlorine so as not to contaminate stainless steel
- ▷ Type 27 allows more clearance for flush cutting
- ▷ Metal hub cladding for extra strength, control and safety

## ZIP STAINLESS™

Guaranteed not to contaminate stainless steel

The ZIP STAINLESS™ is better than ever. This cut-off wheel is free of iron, sulfur, and chlorine ensuring it will not contaminate stainless steel or other nickel alloyed steels. It offers cool, free cuts and the best overall performance on nickel alloyed steels.

### TYPE 1



Dia.	Thick.	Arbor	Order No.	Grade	Max. RPM	Std. Pkg.	Std. Ctn.
4 1/2"	3/64" (.045")	7/8"	11F042	A-60	13,300	25	400
5"	3/64" (.045")	7/8"	11F052	A-60	12,200	25	400
6"	3/64" (.045")	7/8"	11F062	A-60	10,200	25	200
7"	1/16" (.062")	7/8"	11F072	A-46	8,600	25	100
9"	5/64" (.078")	7/8"	11F092	* A-46	6,600	25	100

\* Must be used with 3" clamping flange No. 30B022 (according to ANSI B7.1)

### TYPE 27



Dia.	Thick.	Arbor	Order No.	Grade	Max. RPM	Std. Pkg.	Std. Ctn.
4 1/2"	3/64" (.045")	7/8"	11F142	A-60	13,300	25	200
5"	3/64" (.045")	7/8"	11F152	A-60	12,200	25	400
6"	3/64" (.045")	7/8"	11F162	A-60	10,200	25	200
7"	1/16" (.062")	7/8"	11F172	A-46	8,600	25	100
9"	5/64" (.078")	7/8"	11F192	A-46	6,600	25	100

## ZIP ALU™

Fast and free cutting of aluminum without clogging

ZIP ALU™ is designed to provide long life and quick cuts on aluminum and other non-ferrous alloys. Our special abrasive blend provides smooth, cool cuts and is guaranteed not to clog, saving you time and money.

### TYPE 1



Dia.	Thick.	Arbor	Order No.	Grade	Max. RPM	Std. Pkg.	Std. Ctn.
4 1/2"	3/64" (.045")	7/8"	11U042	A-60-ZIP-ALU	13,300	25	400
5"	3/64" (.045")	7/8"	11U052	A-60-ZIP-ALU	12,200	25	400
6"	3/64" (.045")	7/8"	11U062	A-60-ZIP-ALU	10,200	25	200
7"	1/16" (.062")	7/8"	11U072	A-30-ZIP-ALU	8,600	25	100

\*Best wheel life and extra fast cutting on aluminum and other non-ferrous alloys



### TYPE 27



Dia.	Thick.	Arbor	Order No.	Grade	Max. RPM	Std. Pkg.	Std. Ctn.
4 1/2"	3/64" (.045")	7/8"	11U142	A-60-ZIP-ALU	13,300	25	400
5"	3/64" (.045")	7/8"	11U152	A-60-ZIP-ALU	12,200	25	400
6"	3/64" (.045")	7/8"	11U162	A-60-ZIP-ALU	10,200	25	200
7"	1/16" (.062")	7/8"	11U172	A-30-ZIP-ALU	8,600	25	100



## ZIP TiTAN™

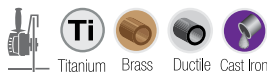
Best solution for cutting titanium and brass

For the best solution when working with titanium and brass materials, trust ZIP TiTAN™. It cuts through titanium and brass without overheating these metals, delivering a longer lasting cut-off wheel while preserving the mechanical properties and surface integrity of the material being cut. Get more cuts per wheel and faster, freer cuts on some of the industry's most challenging metals, courtesy of ZIP TiTAN™.

- ▷ *Longer life and optimal cutting performance on titanium and brass*
- ▷ *Unique formulation which prevents metal from overheating 100%*



### TYPE 1



Dia.	Thick.	Arbor	Order No.	Grade	Max. RPM	Std. Pkg.	Std. Ctn.
4 1/2"	3/64" (.045")	7/8"	11H042	C-60	13,300	25	400
5"	3/64" (.045")	7/8"	11H052	C-60	12,200	25	400
6"	3/64" (.045")	7/8"	11H062	C-36	10,200	25	200



# STRAIGHT GRINDER CUT-OFF WHEELS



**EXCELLENT**  
CUTTING SPEED  
AND WHEEL LIFE

- ▶ *Fast, cool, and free cutting, allowing the operator to work with minimal pressure for best control*
- ▶ *Superior life and cutting speed compared to competitive wheels*
- ▶ *24 grit wheels for faster cutting speeds*
- ▶ *60 grit wheels for longer life*

## ZIP™

Small diameter performance cutting & grinding wheels with straight shaft for die grinders

ZIP™ wheels offer the best performance available on straight shaft and die grinders. They are specially formulated to run cool for maximum life and are guaranteed not to contaminate stainless steel.

For notching applications, it is recommended that you use  $\geq \frac{1}{8}$ ".

For grinding applications,  $\frac{1}{2}$ " is recommended.

### 2" TYPE 1



Dia.	Thick.	Arbor	Order No.	Grade	Max. RPM	Std. Pkg.	Std. Ctn.
2"	1/32"	1/4"	11L202	A-24	30,600	25	200
2"	1/32"	3/8"	11L203	A-60	30,600	25	200
2"	1/16"	5/16"	11L211	A-24	30,600	25	200
2"	1/16"	1/4"	11L212	A-24	30,600	25	200
2"	1/16"	3/8"	11L213	A-24	30,600	25	200
2"	1/8"	5/16"	11L221	A-24	30,600	25	200
2"	1/8"	3/8"	11L223	A-24	30,600	25	200
2"	1/4"	5/16"	11L231	A-24	30,600	25	200
2"	1/4"	3/8"	11L233	A-24	30,600	25	200
2"	1/2"	5/16"	11L251	A-24	30,600	25	200
2"	1/2"	3/8"	11L253	A-24	30,600	25	200

### 2 1/2" TYPE 1



Dia.	Thick.	Arbor	Order No.	Grade	Max. RPM	Std. Pkg.	Std. Ctn.
2 1/2"	1/16"	3/8"	11L263	A-24	30,350	25	200

### 3" TYPE 1



Dia.	Thick.	Arbor	Order No.	Grade	Max. RPM	Std. Pkg.	Std. Ctn.
3"	1/32"	1/4"	11L302	A-60	25,470	25	200
3"	1/16"	1/4"	11L312	A-24	25,470	25	200
3"	1/8"	1/4"	11L322	A-24	25,470	25	200
3"	1/32"	3/8"	11L303	A-60	25,470	25	200
3"	1/16"	3/8"	11L317	A-60	25,470	25	200
3"	1/16"	3/8"	11L313	A-24	25,470	25	200
3"	1/8"	3/8"	11L323	A-24	25,470	25	200
3"	1/4"	3/8"	11L333	A-24	25,470	25	100
3"	1/2"	3/8"	11L353	A-24	25,470	25	100



## 4" TYPE 1



Dia.	Thick.	Arbor	Order No.	Grade	Max. RPM	Std. Pkg.	Std. Ctn.
4"	1/32"	3/8"	11L403	A-60	19,100	25	200
4"	1/16"	3/8"	11L413	A-24	19,100	25	200
4"	1/16"	3/8"	11L417	A-60	19,100	25	200
4"	1/8"	3/8"	11L423	A-24	19,100	25	200
4"	1/4"	3/8"	11L433	A-24	19,100	25	100
4"	1/2"	3/8"	11L453	A-24	19,100	25	75
4"	1/32"	5/8"	11L405	A-60	19,100	25	200
4"	1/16"	5/8"	11L415	A-24	19,100	25	200

- ▷ Ideal for flush cutting
- ▷ Metal hub cladding for extra strength and safety



## 3" &amp; 4" TYPE 27



Dia.	Thick.	Arbor	Order No.	Grade	Max. RPM	Std. Pkg.	Std. Ctn.
3"	1/32"	3/8"	11L308	* A-60	25,470	25	200
4"	1/32"	3/8"	11L408	** A-60	19,100	25	200

\* Use with 1/4" mandrel 11L007

\*\* Use with 1/4" mandrel 11L003

## ZIP ALU™

Fast and free cutting of aluminum without clogging

Thin cut-off wheels specially formulated to cut a wide variety of aluminum, aluminum alloys and non-ferrous metals without clogging.

## TYPE 1



Dia.	Thick.	Arbor	Order No.	Grade	Max. RPM	Std. Pkg.	Std. Ctn.
3"	1/32"	3/8"	11U303	A-60	25,470	25	200
4"	1/32"	3/8"	11U403	A-60	19,100	25	200

- ▷ Best wheel life and extra fast cutting on aluminum



## Mounting accessories

## Flush mandrels with 1/4" shaft for wheel thickness up to 1/2"

For 2 and 3" wheels, 1/4" and 3/8" arbor

11L007

For 2" wheels, 5/16" arbor

11L001

For 3" and 4" wheels, 1/4" arbor

11L006

For 3" and 4" wheels, 3/8" arbor

11L003

## General purpose mandrels with 1/4" shaft for wheel thickness up to 1/2"

For 2" wheels, 3/8" arbor

11L008

For 2" wheels, 5/16" arbor

11L002

For 3" and 4" wheels, 3/8" arbor

11L004



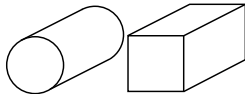
**EXTRA FAST**  
CUTTING ON ALUMINUM  
WITHOUT CLOGGING!



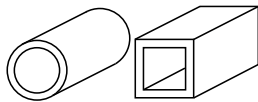
# CHOP SAW CUT-OFF WHEELS



## THE WHEEL OF CHOICE FOR SOLIDS AND STAINLESS TUBES



- ▷ Reinforced center
- ▷ Optimized for use on low-power chop saws; reduces load on machine and creates fewer burrs
- ▷ The wheel of choice for solids and stainless steel tubing



- ▷ Double external reinforcement for extra safety
- ▷ The wheel of choice for tubing and extrusions
- ▷ Longer life for the toughest applications



- ▷ Fast and free cutting on all types of aluminum and non-ferrous metals
- ▷ Unique formulation which prevents clogging to extend wheel life



- ▷ Optimal cutting performance on titanium and brass
- ▷ Unique formulation prevents metal from overheating
- ▷ For portable and stationary saws

## CHOPCUT™

Performance cutting with portable chop saws

These wheels have been developed specifically for use on portable chop saws. They put minimal load on the motor, making them easy on both the operator and the tool. Best of all, CHOPCUT™ wheels deliver quick cuts and exceptional lifespan.



### CHOPCUT

General purpose

TYPE 1



Dia.	Thick.	Arbor	Order No.	Grade	Max. RPM	Std. Pkg.	Std. Ctn.
12"	3/32"	1"	10Q123	A-30	5,100	10	50
14"	3/32"	1"	10Q143	A-30	4,400	10	50
16"	7/64"	1"	10Q163	A-30	3,800	10	30

### CHOPCUT II

High performance

TYPE 1



Dia.	Thick.	Arbor	Order No.	Grade	Max. RPM	Std. Pkg.	Std. Ctn.
12"	3/32"	1"	10P123	A-30	5,100	10	50
14"	3/32"	1"	10P143	A-30	4,400	10	50
16"	7/64"	1"	10P163	A-30	3,800	10	30

### CHOPCUT ALU

ALU

TYPE 1



Dia.	Thick.	Arbor	Order No.	Grade	Max. RPM	Std. Pkg.	Std. Ctn.
12"	3/32"	1"	10L123	A-30	5,100	10	50
14"	3/32"	1"	10L143	A-30	4,400	10	50

### CHOPCUT TITAN

Titanium

TYPE 1



Dia.	Thick.	Arbor	Order No.	Grade	Max. RPM	Std. Pkg.	Std. Ctn.
14"	1/8" (.125")	1"	10H143	C-30	4,400	10	50
16"	9/64" (.125")	1"	10H163	C-30	3,800	10	30

# STATIONARY SAW CUT-OFF WHEELS

## RIPCUT™

High performance cutting on stationary cut-off machines

Available in several styles, these heavily reinforced wheels can tackle anything from thin-walled profiles to heavy solids, while providing fast cuts and long life, to give you the lowest cost-per-cut in the industry.



### RIPCUT

General purpose TYPE 1



Dia.	Thick.	Arbor	Order No.	Grade	Max. RPM	Std. Pkg.	Std. Ctn.
12"	1/8"	1"	10B123	A-24	5,100	10	50
14"	1/8"	1"	10B143	A-24	4,400	10	30
16"	5/32"	1"	10B163	A-24	3,800	10	30
18"	3/16"	1"	10B183	A-24	3,400	10	20
20"	3/16"	1"	10B203	A-24	3,000	5	10

**FOR THE LOWEST  
COST PER CUT!**

- ▷ *The most versatile wheel*
- ▷ *Cuts thin-walled profiles to heavy solids*
- ▷ *The preferred wheel for low-power machines (<10 HP)*

### RIPCUT II

High performance TYPE 1



Dia.	Thick.	Arbor	Order No.	Grade	Max. RPM	Std. Pkg.	Std. Ctn.
12"	1/8"	1"	10A123	A-24	5,100	10	50
14"	1/8"	1"	10A143	A-24	4,400	10	30
16"	5/32"	1"	10A163	A-24	3,800	10	30
18"	3/16"	1"	10A183	A-24	3,400	10	20
20"	3/16"	1"	10A203	A-24	3,000	5	10

- ▷ *Outperforms all other comparable wheels*
- ▷ *Cuts almost anything from thin wall shapes to solid shafts*
- ▷ *For use on high power machines (>10 HP)*

### RIPCUT STAINLESS

Stainless TYPE 1



Dia.	Thick.	Arbor	Order No.	Grade	Max. RPM	Std. Pkg.	Std. Ctn.
14"	1/8"	1"	10C143	A-36	4,400	10	30

- ▷ *Specially formulated to cut all types of stainless and alloyed steels*
- ▷ *Fast and cool cutting with less burrs and discoloration*

#### Accessories

##### Reducer bushings

From	To	Order No.	From	To	Order No.
40 mm	1 1/2"	10A992	1"	3/4"	10A987
40 mm	1"	10A990	1"	5/8"	10A986
1"	20 mm	10A989	1"	1/2"	10A985
1"	7/8"	10A988			



# GAS SAW CUT-OFF WHEELS



## PORTACUT™

High speed cutting with gas and electric power saws

These premium wheels stand out as the most reliable cut-off wheels for all on-site cutting jobs. Reinforced for added safety and formulated for an optimal cutting speed and wheel life ratio, PORTACUT™ is the preferred choice for professionals who demand “only the best” in performance and jobsite safety.

- ▷ *General purpose cutting of steel and cast iron*
- ▷ *Designed for cutting of concrete, concrete blocks, stone, asphalt, etc.*
- ▷ *General purpose cutting of reinforced concrete pipes, ductile iron, PVC, and other plastic pipes*

### TYPE 1



Dia.	Thick.	Arbor	Order No.	Grade	Max. RPM	Std. Pkg.	Std. Ctn.
12"	1/8"	20 mm STIHL	11A121	A-24	6,300	10	50
12"	1/8"	7/8" PARTNER	11A122	A-24	6,300	10	50
12"	1/8"	1"	11A123	A-24	6,300	10	50
14"	1/8"	20 mm STIHL	11A141	A-24	5,400	10	30
14"	1/8"	7/8" PARTNER	11A142	A-24	5,400	10	30
14"	1/8"	1"	11A143	A-24	5,400	10	30

### TYPE 1



Dia.	Thick.	Arbor	Order No.	Grade	Max. RPM	Std. Pkg.	Std. Ctn.
12"	1/8"	20 mm STIHL	11D121	C-24	6,300	10	50
12"	1/8"	1"	11D123	C-24	6,300	10	50
14"	1/8"	20 mm STIHL	11D141	C-24	5,400	10	30
14"	1/8"	1"	11D143	C-24	5,400	10	30



# RAIL SAW CUT-OFF WHEELS



## RAILCUT II™

Premium wheels for cutting all types of rail

RAILCUT II™ wheels are designed for fast cutting on all types of rails without glazing. They are heavily reinforced for maximum safety, smooth cutting and more cuts per wheel than ever before.

- ▷ *Made with premium abrasive grains and resin*
- ▷ *Heavily reinforced for maximum safety and smoothness*
- ▷ *Railcut II Long Life for longer life and use on softer (new) rail - Best option for hydraulic saws*
- ▷ *Railcut II Fast Cut for faster cutting and minimal deflection on hardened (used) rail - Best option for gas saws*

### RAILCUT II LONG LIFE

#### TYPE 1



Dia.	Thick.	Arbor	Order No.	Grade	Max. RPM	Std. Pkg.	Std. Ctn.
14"	5/32"	1"	11V143	ZA-24	5,400	10	30
16"	5/32"	1"	11V163	ZA-24	4,700	10	30

### RAILCUT II FAST CUT

#### TYPE 1



Dia.	Thick.	Arbor	Order No.	Grade	Max. RPM	Std. Pkg.	Std. Ctn.
14"	5/32"	1"	11V145	ZA-24	5,400	10	30
16"	5/32"	1"	11V165	ZA-24	4,700	10	30

#### Accessories

##### Reducer bushings

From	To	Order No.
1"	20 mm	10A989
1"	7/8"	10A988




# ALLSTEEL™

*New & Improved Formula  
Allows For 20% More Cuts*

## ALLSTEEL™ CUT-OFF WHEELS

ALLSTEEL™ high-performance cut-off wheels are specially formulated for fast cutting action for a superior performance-to-price ratio. Free of iron, sulfur and chlorine, they're guaranteed not to contaminate stainless steel or other nickel-alloyed steels.



**TYPE 1**

Order No.	Dia.	Thick.	Arbor	Grit	Max RPM	Std. Pkg.	Std Ctn
11W042	4-1/2"	3/64" (.045)	7/8"	A-30	13,300	25	400
11W052	5"	3/64" (.045)	7/8"	A-30	12,250	25	400
11W062	6"	1/16" (.062)	7/8"	A-30	10,200	25	200
11W072	7"	5/64" (.078)	7/8"	A-30	8,500	25	100

**TYPE 27**


Order No.	Dia.	Thick.	Arbor	Grit	Max RPM	Std. Pkg.	Std Ctn
11W142	4-1/2"	3/64" (.045)	7/8"	A-30	13,300	25	400
11W152	5"	3/64" (.045)	7/8"	A-30	12,250	25	400
11W162	6"	1/16" (.062)	7/8"	A-30	10,200	25	200
11W172	7"	5/64" (.078)	7/8"	A-30	8,500	25	100

- ▷ The perfect choice for steel and stainless steel
- ▷ Excellent overall performance
- ▷ Free of iron, sulfur and chlorine - will not contaminate stainless steel
- ▷ Type 1 ensures longer life
- ▷ Type 27 allows more clearance for flush cutting
- ▷ OSA Certification

## ALLSTEEL™ MINI CUT-OFF WHEELS

Made of bonded aluminum oxide grains, ALLSTEEL™ Mini cut-off wheels deliver excellent performance on straight shaft and die grinders, pneumatic or electric.

- ▷ Fast cut rate
- ▷ Perfect for cutting steel and stainless steel
- ▷ Free of iron, sulfur and chlorine - will not contaminate stainless steel



**TYPE 1**

Order No.	Dia.	Thick.	Arbor	Grit	Max RPM	Std. Pkg.	Std Ctn
11W303	3"	1/32"	3/8"	A-46	25,470	25	150
11W312	3"	1/16"	1/4"	A-46	25,470	25	150
11W313	3"	1/16"	3/8"	A-46	25,470	25	150
11W403	4"	1/32"	3/8"	A-46	19,100	25	150
11W413	4"	1/16"	3/8"	A-46	19,100	25	150
11W423	4"	1/8"	3/8"	A-46	19,100	25	150

## ALLSTEEL™ CHOPSAW WHEELS

ALLSTEEL™ Chopsaw wheels offer optimal cutting rates. Made with a rigid and versatile body construction, these wheels are designed for the demands of portable chop saw applications.

- ▷ *Fast cuts on structural steel cross sections, pipes, and tubing*
- ▷ *Great performance - excellent control for added safety*
- ▷ *Optimized for long life - the economical choice*
- ▷ *OSA Certification*

### TYPE 1

Order No.	Dia.	Thick.	Arbor	Grit	Max RPM	Std. Pkg.	Std. Ctn
10W123	12"	7/64"	1"	A-30	5,100	10	50
10W143	14"	1/8"	1"	A-30	4,400	10	30



## ALLSTEEL™ GAS SAW WHEELS

ALLSTEEL™ gas saw wheels are engineered to cut all ferrous metals including steel and stainless steel, quickly and efficiently. These high-performance wheels are heavily reinforced for maximum operator safety. They run cool and provide clean cuts and a long wheel life.

- ▷ *Perfect for cutting steel and stainless steel*
- ▷ *Provides a cool, clean cut*
- ▷ *Excellent control for optimum safety*

### TYPE 1

Order No.	Dia.	Thick.	Arbor	Grit	Max RPM	Std. Pkg.	Std. Ctn
11W321	12"	1/8"	20 mm (STIHL)	A-24	6,300	10	50
11W341	14"	1/8"	20 mm (STIHL)	A-24	5,400	10	30





# THE **BUCKET** PROGRAM

*A simple and easy way to gather data and make recommendations*

Today's competitive marketplace makes it essential for companies to adapt to new realities and evaluate ways to improve performance, productivity, and safety, and to make daily operations more cost-effective.

As the global industry leader in metalworking technologies, WALTER has developed the **Bucket Program** as a non-intrusive way to analyze usage and help you reach these targets in your abrasive and tooling operations.

*Done in **YOUR** working environment, based on **YOUR** challenges.*

---

## **HOW DOES IT WORK?**

- **STEP 1:**  
Current process evaluation and data collection
  - **STEP 2:**  
New process evaluation using only WALTER products
  - **RESULTS:**  
Documented cost savings report and recommendations
- 

**If we can't prove savings, we will credit the difference!**

*Contact your WALTER representative or distributor and ask how you can participate in the WALTER Bucket Program.*







# 03

## GRINDING

# GRINDING PRODUCTS AT A GLANCE

NEW



## Smart Resin™ Technology

SMART RESIN™ Technology exposes fresh grains at optimal times to optimize the balance between sharpness & life.

### Material Specific

HP™



HP XX™



XCAVATOR™



XCAVATOR XX™



STAINLESS™



	HP™	HP XX™	XCAVATOR™	XCAVATOR XX™	STAINLESS™
<b>Application Need</b>	For general grinding applications requiring consistent performance and control	For heavy-duty grinding tasks requiring the longest wheel life and superior material removal	For high removal rate on steel, stainless steel, and hard metals with minimal vibration	For ultra-fast material removal and reduced operator stress in heavy-duty grinding on steel and stainless steel	For grinding stainless steel without contamination, ensuring a clean finish
<b>SMART RESIN™</b>				✓	
<b>Durability</b>	• •	• • •	• • •	• • • •	• • •
<b>Material Removal Rate</b>	• •	• •	• • •	• • • •	• • •
<b>Comfort</b>	• • • •	• • •	• • • •	• • •	• • •
<b>Grain Type</b>	Aluminum Oxide (AO)	Alu Oxide + Zirconia (AO + ZA)	Zirconia (ZA)	Ceramic (CA)	Aluminum Oxide (AO)
<b>Features</b>	<ul style="list-style-type: none"> <li>• High-performance wheel that grinds off metal swiftly</li> <li>• Long wheel life</li> </ul>	<ul style="list-style-type: none"> <li>• Longest lasting grinding wheel</li> <li>• Improved bonding technology and state-of-the-art manufacturing</li> </ul>	<ul style="list-style-type: none"> <li>• Comfort Max Technology</li> <li>• Advanced design prevents edge flaking for better balance</li> <li>• Fe-S-Cl &lt; 0.1%</li> </ul>	<ul style="list-style-type: none"> <li>• Effortless grinding</li> <li>• Highest removal rate</li> <li>• Most durable</li> <li>• Fe-S-Cl &lt; 0.1%</li> </ul>	<ul style="list-style-type: none"> <li>• Excellent durability for stainless steel applications</li> <li>• Won't contaminate stainless steel</li> </ul>









## EXCLUSIVE TO WALTER CONVENIENT AND SAFE!

### SPIN-ON quick-change mounting

- Ultra resistant built-in threaded arbor for quick and easy disc changes while ensuring operator safety
- All the safety and comfort of using a wheel with a 5/8"-11 metal hub at just a fraction of the price



Material Specific		Application Specific			
ALU™	CONCRETE™	FLEXCUT™	FLEXCUT XX™	FLEXCUT MILL SCALE™	PIPEFITTER™
					
For grinding aluminum surfaces with a cool cutting action to prevent clogging	For effective grinding of concrete surfaces, providing a clean and smooth finish	For versatile grinding applications with excellent flexibility and handling on various materials	For ultra-fast removal of steel, stainless, and tough mill scale, delivering consistent, clean results on flat or curved surfaces.	For efficient removal of mill scale and other tough coatings on metal surfaces	For premium performance in pipeline construction, ensuring high removal rates and durability
			✓		
• • •	• • •	• •	• • • •	• •	•
• •	• •	• • •	• • • •	• • •	• • •
• • •	• • •	• • • •	• • • •	• • • •	• • • •
Aluminum Oxide (AO)	Ceramic (CA)	Aluminum Oxide (AO)	Ceramic (CA)	Aluminum Oxide (AO)	Aluminum Oxide (AO)
<ul style="list-style-type: none"> <li>• Fast and free cutting without clogging</li> <li>• Suitable for cutting &amp; intermittent light grinding</li> <li>• Free of waxes and lubricants</li> </ul>	<ul style="list-style-type: none"> <li>• Fast material removal and smooth operation on concrete, masonry, stone, etc.</li> <li>• Extra hard silicon carbide grain for superior life and performance</li> </ul>	<ul style="list-style-type: none"> <li>• Superior removal on all ferrous and non-ferrous metals without clogging</li> <li>• Deep Diamond-Cut™ pattern for more flexibility and better handling on flat and curved surfaces</li> </ul>	<ul style="list-style-type: none"> <li>• Superior removal on all ferrous and non-ferrous metals without clogging</li> <li>• Deep DiamondCut™ pattern for more flexibility and better handling on flat and curved surfaces</li> </ul>	<ul style="list-style-type: none"> <li>• Open diamond cut pattern that prevents clogging</li> <li>• Extremely effective performance on heavily rusted plates, aluminum, galvanized metal, and painted materials</li> </ul>	<ul style="list-style-type: none"> <li>• Thin design for fast and free cutting</li> <li>• Fe-S-CI &lt; 0.1%</li> <li>• Essential for pipeline construction and pipe</li> </ul>







# ANGLE GRINDER GRINDING WHEELS

## XCAVATOR XX™







Ultra-fast removal, stress-free

WALTER's XCAVATOR™ XX delivers premium performance so operators can remove more material faster in a comfortable grinding experience. Its unique ceramic grain blend delivers ultra-fast removal rates while reducing operator stress. Its durability and long life contribute to fewer wheel changeovers. The all-powerful XCAVATOR™ XX is the most productive wheel for heavy-duty grinding on steel and stainless steel. Work better. Work less.



**1/8" TYPE 27**      

Dia.	Thick.	Arbor	Order No.	Grade	Max. RPM	Std. Pkg.	Std. Ctn.
4 1/2"	1/8"	7/8"	08X452	CA-24	13,300	10	40
5"	1/8"	7/8"	08X502	CA-24	12,250	10	40
6"	1/8"	7/8"	08X602	CA-24	10,200	10	40
7"	1/8"	7/8"	08X702	CA-24	8,600	10	40
9"	1/8"	7/8"	08X902	CA-24	6,650	10	40

**1/4" TYPE 27**      

Dia.	Thick.	Arbor	Order No.	Grade	Max. RPM	Std. Pkg.	Std. Ctn.
4 1/2"	1/4"	7/8"	08X450	CA-24	13,300	10	40
5"	1/4"	7/8"	08X500	CA-24	12,250	10	40
6"	1/4"	7/8"	08X600	CA-24	10,200	10	40
7"	1/4"	7/8"	08X700	CA-24	8,600	10	40
9"	1/4"	7/8"	08X900	CA-24	6,650	10	40

**ULTRA-FAST**  
REMOVAL RATE  
ON THE TOUGHEST  
METALS



- ▷ SMART RESIN™ Technology exposes fresh grains at optimal times to optimize the balance between sharpness & life
- ▷ Ultra-fast removal rate
- ▷ Comfortable grinding experience that maximizes productivity
- ▷ Advanced design prevents edge flaking for better balance and safety
- ▷ Ferrous-free formulation (will not contaminate stainless steel)







# XCAVATOR™

High removal rate on steel, stainless steel, and hard metals

XCAVATOR™ has been redesigned to incorporate the latest innovation in Type 27 depressed center grinding wheels. The Comfort Max™ Technology in the hub of the wheel helps to minimize vibration, providing the operator with more comfortable, ergonomic work conditions without sacrificing productivity. XCAVATOR™ delivers premium performance, high removal rate in steel and stainless steel, and can confront some of the industry's toughest metals, such as tungsten carbide and quenched and tempered steel. Eliminate bottlenecks in your production process and reduce the amount of time spent grinding with the Xcavator™ with Comfort Max™ Technology, exclusive to WALTER Surface Technologies.



**1/4" TYPE 27**






Fe-S-Cl <0.1%

Steel Stainless Steel Hard

Dia.	Thick.	Arbor	Order No.	Grade	Max. RPM	Std. Pkg.	Std. Ctn.
4 1/2"	1/4"	7/8"	08P460	ZA-16	13,300	25	100
5"	1/4"	7/8"	08P510	ZA-16	12,200	25	100
6"	1/4"	7/8"	08P600	ZA-16	10,200	25	100
7"	1/4"	7/8"	08P700	ZA-16	8,600	25	50
9"	1/4"	7/8"	08P900	ZA-16	6,600	25	50

**1/4" TYPE 27S SPIN-ON**

Fe-S-Cl <0.1%


Steel Stainless Steel Hard

Dia.	Thick.	Arbor	Order No.	Grade	Max. RPM	Std. Pkg.	Std. Ctn.
4 1/2"	1/4"	5/8"-11	08P450	ZA-16	13,300	20	80
5"	1/4"	5/8"-11	08P500	ZA-16	12,200	20	80

Always use with flange 30B057.

**COMFORTABLE**  
GRINDING, NO MATTER  
THE APPLICATION

- ▷ Comfort Max™ Technology provides a smoother, more comfortable grinding experience without sacrificing productivity
- ▷ Patented multi-layer technology
- ▷ Advanced design prevents edge flaking for better balance and added safety
- ▷ Optimal power transfer from operator to working surface
- ▷ Fe-Free formulation (guaranteed not to contaminate stainless steel)



SCAN TO WATCH VIDEO



Video available at The WALTER Network  
[www.youtube.com/user/TheWalterNetwork](http://www.youtube.com/user/TheWalterNetwork)









## HP™

High performance and exceptional comfort for everyday grinding

The HP™ has set new industry benchmarks in general purpose grinding on steel and stainless steel. With an abrasive grain formula engineered for greater hardness and wear resistance, HP™ wheels remove metal faster and with less effort to provide one of the best overall values in grinding.





### SMOOTH GRINDING WITH AN AGGRESSIVE, CONTROLLED BITE

- ▷ High performance wheel that grinds off metal swiftly
- ▷ Smooth grinding with an aggressive, controlled bite
- ▷ Long wheel life

**1/4" TYPE 27S**  **SPIN-ON**   





Dia.	Thick.	Arbor	Order No.	Grade	Max. RPM	Std. Pkg.	Std. Ctn.
4 1/2"	1/4"	5/8"-11	08B450	A-24	13,300	20	80
5"	1/4"	5/8"-11	08B500	A-24	12,200	20	80
6"	1/4"	5/8"-11	08B630	A-24	10,200	20	80

Always use 1/4" wheels with flange 30B057.





**1/4" TYPE 28S**  **SPIN-ON**   

Dia.	Thick.	Arbor	Order No.	Grade	Max. RPM	Std. Pkg.	Std. Ctn.
5"	1/4"	5/8"-11	08B501	A-24	12,200	20	80

Always use 1/4" wheels with flange 30B057.

**1/4" TYPE 27**    

Dia.	Thick.	Arbor	Order No.	Grade	Max. RPM	Std. Pkg.	Std. Ctn.
3"	1/4"	3/8"	08B310	A-24	20,000	25	100
4"	1/4"	3/8"	08B410	A-24	15,300	25	100
4"	1/4"	5/8"	08B400	A-24	15,300	25	100
4 1/2"	1/4"	7/8"	08B460	A-24	13,300	25	100
5"	1/4"	7/8"	08B510	A-24	12,200	25	100
6"	1/4"	7/8"	08B600	A-24	10,200	25	100
7"	1/4"	7/8"	08B710	A-24	8,600	25	50
9"	1/4"	7/8"	08B910	A-24	6,600	25	50

**1/4" TYPE 28**    

Dia.	Thick.	Arbor	Order No.	Grade	Max. RPM	Std. Pkg.	Std. Ctn.
7"	1/4"	7/8"	08B701	A-24	8,600	25	50
9"	1/4"	7/8"	08B901	A-24	6,600	25	50



**GET DOUBLE THE LIFE OF YOUR HP WHEELS WHEN COMBINED WITH THE MINI PLUS!**  
See page 150



## HP COMBO™

High performance cutting and grinding; all in one wheel

These 1/8" wheels set new standards for performance in combined depressed center wheels (for portable angle grinders). They are specially reinforced to withstand the stress in off-hand cutting operations. Whether cutting, grooving, notching, or light grinding, these wheels are guaranteed to give you the longest wheel life, fastest material removal, and maximum safety.



Dia.	Thick.	Arbor	Order No.	Grade	Max. RPM	Std. Pkg.	Std. Ctn.
4 1/2"	1/8"	5/8"-11	08B452	A-30	13,300	25	200
5"	1/8"	5/8"-11	08B502	A-30	12,200	25	200
6"	1/8"	5/8"-11	08B632	A-24	10,200	25	100

Always use 1/8" wheels with flange 30B057.



Dia.	Thick.	Arbor	Order No.	Grade	Max. RPM	Std. Pkg.	Std. Ctn.
3"	1/8"	3/8"	08B312	A-24	20,000	25	200
4"	1/8"	3/8"	08B412	A-24	15,300	25	200
4"	1/8"	5/8"	08B402	A-24	15,300	25	200
4 1/2"	1/8"	7/8"	08B462	A-30	13,300	25	200
5"	1/8"	7/8"	08B512	A-30	12,200	25	200
6"	1/8"	7/8"	08B602	A-30	10,200	25	100
7"	1/8"	7/8"	08B712	A-30	8,600	25	100
9"	1/8"	7/8"	08B912	A-30	6,600	25	100

### IDEAL FOR BOTH CUTTING AND GRINDING WORK

- ▶ Hold its cutting edge longer to provide more cuts per wheel
- ▶ Designed for maximum operator safety



SCAN TO  
WATCH VIDEO



Video available at The WALTER Network  
[www.youtube.com/user/TheWalterNetwork](http://www.youtube.com/user/TheWalterNetwork)



- ▷ Our longest lasting grinding wheel
- ▷ Improved bonding technology and state-of-the-art manufacturing ensure a working life that is unsurpassed



#### Additional benefits of Spin-On

- ▷ Built-in threaded arbor ensures minimum vibration for maximum operator comfort
- ▷ No need for a pin key



**GET DOUBLE THE LIFE OF YOUR HP XX WHEELS WHEN COMBINED WITH THE PRO 5 GRINDER!**  
See page 151

## HP XX™

Premium grinding at the lowest overall cost

HP XX™ incorporates the latest advances in abrasive grain, bonding, and manufacturing technology to substantially lower your total grinding costs. With the longest life in our grinding wheel lineup and extremely aggressive material removal, HP XX™ will allow you to achieve the lowest overall cost of grinding on steel.

### 1/8" TYPE 27



Dia.	Thick.	Arbor	Order No.	Grade	Max. RPM	Std. Pkg.	Std. Ctn.
4 1/2"	1/8"	7/8"	08H452	ZA-24	13,300	25	200
5"	1/8"	7/8"	08H502	ZA-24	12,200	25	200
6"	1/8"	7/8"	08H602	ZA-24	10,200	25	200

### 1/4" TYPE 27S



Dia.	Thick.	Arbor	Order No.	Grade	Max. RPM	Std. Pkg.	Std. Ctn.
4 1/2"	1/4"	5/8"-11	08K450	ZA-20	13,300	20	80
5"	1/4"	5/8"-11	08K500	ZA-20	12,200	20	80

Always use with flange 30B057 listed on page 207.

### 1/4" TYPE 27



Dia.	Thick.	Arbor	Order No.	Grade	Max. RPM	Std. Pkg.	Std. Ctn.
4 1/2"	1/4"	7/8"	08H450	ZA-24	13,300	25	100
5"	1/4"	7/8"	08H500	ZA-24	12,200	25	100
6"	1/4"	7/8"	08H600	ZA-24	10,200	25	100
9"	1/4"	7/8"	08H900	ZA-24	6,600	25	50

### 1/4" TYPE 28



Dia.	Thick.	Arbor	Order No.	Grade	Max. RPM	Std. Pkg.	Std. Ctn.
7"	1/4"	7/8"	08K701	ZA-24-HPS	8,600	25	50
9"	1/4"	7/8"	08K901	ZA-24-HPS	6,600	25	50

All 7" x 1/8", 7" x 1/4", 9" x 1/8" and 9" x 1/4" depressed center wheels are available with threaded hubs 5/8"-11 mounted.

Order numbers for mounted wheels are 5-numbers higher.

For example:

08B712 + 5 = 08B717 = 7" x 1/8" x 5/8"-11 A-30-COMBO cutting/grinding wheel.

Std. Pkg.: 10.





## STAINLESS™

Superior performance on stainless steel

When you need a wheel that is guaranteed not to contaminate stainless steel, this is the wheel for the job. These wheels do not contain any iron, sulfur, or chlorine and are designed to hug the workpiece for controlled grinding and a smooth, high-quality finish.

### 1/8" cutting and light grinding:

- ▷ High performance cutting and intermittent light grinding
- ▷ Maintain a superior cutting edge







### 1/4" grinding:





- ▷ Fast and easy changeover of wheel for minimum downtime
- ▷ High performance and superior control in the most demanding grinding applications

**WILL NOT  
CONTAMINATE  
STAINLESS STEEL**

- ▷ Fast and cool stock removal
- ▷ High performance and superior control in the most demanding grinding applications





**1/8" TYPE 27S**    

Dia.	Thick.	Arbor	Order No.	Grade	Max. RPM	Std. Pkg.	Std. Ctn.
4 1/2"	1/8"	5/8"-11	08F452	A-30	13,300	25	100
5"	1/8"	5/8"-11	08F502	A-30	12,200	25	100





**1/8" TYPE 27**    

Dia.	Thick.	Arbor	Order No.	Grade	Max. RPM	Std. Pkg.	Std. Ctn.
4 1/2"	1/8"	7/8"	08F462	A-30	13,300	25	200
5"	1/8"	7/8"	08F512	A-30	12,200	25	200
6"	1/8"	7/8"	08F602	A-30	10,200	25	100
7"	1/8"	7/8"	08F702	A-30	8,600	25	100





Always use 1/8" wheels with flange 30B057.

**1/4" TYPE 27S**    

Dia.	Thick.	Arbor	Order No.	Grade	Max. RPM	Std. Pkg.	Std. Ctn.
4 1/2"	1/4"	5/8"-11	08F450	A-30	13,300	20	80
5"	1/4"	5/8"-11	08F500	A-30	12,200	20	80

**1/4" TYPE 27**    

Dia.	Thick.	Arbor	Order No.	Grade	Max. RPM	Std. Pkg.	Std. Ctn.
4 1/2"	1/4"	7/8"	08F460	A-30	13,300	25	100
5"	1/4"	7/8"	08F510	A-30	12,200	25	100
6"	1/4"	7/8"	08F600	A-30	10,200	25	100
7"	1/4"	7/8"	08F700	A-30	8,600	25	50

**1/4" TYPE 28S**    

Dia.	Thick.	Arbor	Order No.	Grade	Max. RPM	Std. Pkg.	Std. Ctn.
4 1/2"	1/4"	5/8"-11	08F451	A-30	13,300	10	80

Always use 1/4" wheels with flange 30B057.



## NO CLOGGING IN ANY TYPE OF ALUMINUM

### 1/8" cutting and light grinding:

- ▷ Formulated for cutting but may also be used for intermittent light grinding
- ▷ Fast and free cutting

### 1/4" grinding:

- ▷ Fast removal rate and long wheel life
- ▷ Free of waxes and lubricants



- ▷ Fast and free cutting
- ▷ Formulated for cutting but may also be used for intermittent light grinding
- ▷ Excellent control in demanding applications
- ▷ Extra hard silicon carbide grain for fast material removal and long wheel life
- ▷ Superior performance in hard facing and cast iron

## ALU™

For use on aluminum and other soft metals

These wheels will not clog or glaze when working with aluminum or other non-ferrous metals. They are free of waxes and lubricants, so there is no need to clean the surface before welding or apply a surface coating, eliminating a time-consuming step in surface preparation.

### 1/8" TYPE 27



Dia.	Thick.	Arbor	Order No.	Grade	Max. RPM	Std. Pkg.	Std. Ctn.
4 1/2"	1/8"	7/8"	08L452	A-24	13,300	25	200
5"	1/8"	7/8"	08L502	A-24	12,200	25	200
6"	1/8"	7/8"	08L602	A-24	10,200	25	100
7"	1/8"	7/8"	08L702	A-24	8,600	25	100
9"	1/8"	7/8"	08L902	A-24	6,600	25	100

### 1/4" TYPE 27



Dia.	Thick.	Arbor	Order No.	Grade	Max. RPM	Std. Pkg.	Std. Ctn.
4 1/2"	1/4"	7/8"	08L450	A-24	13,300	25	100
5"	1/4"	7/8"	08L500	A-24	12,200	25	100
6"	1/4"	7/8"	08L600	A-24	10,200	25	100
7"	1/4"	7/8"	08L700	A-24	8,600	25	50

## CONCRETE™

High performance grinding and cutting

These wheels have multiple high-strength reinforcements and durable bonds for extra safety in tough grinding and cutting applications. They are designed for fast material removal and smooth grinding and cutting of concrete, masonry, stone, and other similar building materials.

### 1/8" TYPE 27



Dia.	Thick.	Arbor	Order No.	Grade	Max. RPM	Std. Pkg.	Std. Ctn.
4 1/2"	1/8"	7/8"	08D452	C-24	13,300	25	200
5"	1/8"	7/8"	08D502	C-24	12,200	25	200

### 1/4" TYPE 27



Dia.	Thick.	Arbor	Order No.	Grade	Max. RPM	Std. Pkg.	Std. Ctn.
4 1/2"	1/4"	7/8"	08E450	C-24	13,300	25	100
5"	1/4"	7/8"	08E500	C-24	12,200	25	100

## FLEXCUT™

Premium performance on curved or uneven surfaces

FLEXCUT™, the leading flexible grinding wheel for over 25 years, is specially formulated to deliver superior removal on all ferrous and non-ferrous metals without clogging or loading.



### TYPE 29

Dia.	Arbor	Grit	Order No.	Max. RPM	Std. Pkg.	Std. Ctn.
3"	3/8"	A-36-X-FLEX	15L303	* 20,400	25	200
4 1/2"	7/8"	A-36-X-FLEX	15L463	13,300	25	200
5"	7/8"	A-36-X-FLEX	15L513	12,200	25	200
5"	7/8"	A-60-X-FLEX	15L516	12,200	25	200
7"	7/8"	A-24-X-FLEX	15L702	8,600	25	100
7"	7/8"	A-36-X-FLEX	15L703	8,600	25	100
7"	7/8"	A-60-X-FLEX	15L706	8,600	25	100

\*Use with 1/4" mandrel 11L007.

Always use SPIN-ON wheels with flange 30B057.

### TYPE 29S

Dia.	Arbor	Grit	Order No.	Max. RPM	Std. Pkg.	Std. Ctn.
4 1/2"	5/8"-11	A-36-X-FLEX	15L453	13,300	25	100
4 1/2"	5/8"-11	A-60-X-FLEX	15L456	13,300	25	100
4 1/2"	5/8"-11	A-100-X-FLEX	15L460	13,300	25	200
5"	5/8"-11	A-36-X-FLEX	15L503	12,200	25	100
5"	5/8"-11	A-60-X-FLEX	15L506	12,200	25	100
5"	5/8"-11	A-100-X-FLEX	15L510	12,200	25	200
6"	5/8"-11	A-24-X-FLEX	15L602	10,200	25	200
6"	5/8"-11	A-36-X-FLEX	15L603	10,200	25	200
6"	5/8"-11	A-60-X-FLEX	15L606	10,200	25	200

**BLENDS IN PERFECTLY**  
ON UNEVEN SURFACES  
AND WILL NEVER CLOG  
ON ALUMINUM



Deep Diamond-Cut™ pattern and optimized formulation offer:

- ▷ **More flexibility**
- ▷ **Best handling on flat and curved surfaces**
- ▷ **Cooler grinding**
- ▷ **Better stock removal in all materials (steel, stainless steel, aluminum)**



SCAN TO  
WATCH VIDEO

**YouTube**

Video available at The WALTER Network  
[www.youtube.com/user/TheWalterNetwork](http://www.youtube.com/user/TheWalterNetwork)







## FLEXCUT MILL SCALE™

Quick, consistent removal of mill scale




Are you tired of changing out wheels every few minutes as they glaze over or clog during mill scale removal? FLEXCUT MILL SCALE™ is a flexible grinding wheel designed to last longer and remove mill scale quicker than any other abrasive. That's because FLEXCUT MILL SCALE™ is the first abrasive ever designed exclusively for the purpose of removing mill scale from hot rolled steel. Save time and quit throwing away wheels every few minutes. Switch to FLEXCUT MILL SCALE™ today for easy removal of mill scale and rust.

### INDUSTRY FAVORITE FOR MILL SCALE REMOVAL

**TYPE 29S**  **SPIN-ON**  **Fe-S-Cl <0.1%**  

Dia.	Arbor	Order No.	Grade	Max. RPM	Std. Pkg.	Std. Ctn.
4 1/2"	5/8"-11	15L843	A-36-FLEX	13,300	25	100
5"	5/8"-11	15L853	A-36-FLEX	12,200	25	200
6"	5/8"-11	15L863	A-36-FLEX	10,200	25	100

Always use SPIN-ON wheels with flange 30B057.

**TYPE 29**  **Fe-S-Cl <0.1%**  

Dia.	Arbor	Order No.	Grade	Max. RPM	Std. Pkg.	Std. Ctn.
7"	7/8"	15L873	A-36-FLEX	8,600	25	100



- ▷ Unique blend of highly refined abrasives allows ultra quick cutting action without glazing or clogging
- ▷ Open diamond cut pattern prevents clogging
- ▷ Extremely effective for heavily rusted plates, aluminum, or galvanized metal and painted material
- ▷ Fe-free formulation – guaranteed not to contaminate aluminum
- ▷ Cool cutting action



SCAN TO  
WATCH VIDEO







Video available at The WALTER Network  
[www.youtube.com/user/TheWalterNetwork](http://www.youtube.com/user/TheWalterNetwork)

## FLEXCUT™ XX

Fast, efficient flexible material removal on steel, stainless steel

FLEXCUT™ XX is designed to deliver ultra-fast material removal on steel and stainless steel and is effective for removing tough mill scale. Its advanced grain blend, combined with SMART RESIN™ Technology, ensures that fresh grains are exposed at the optimal time, achieving the perfect balance between sharpness and extended wheel life. Whether working on flat or curved surfaces, FLEXCUT™ XX provides consistent results, with premium reinforcement for added safety and a clean finish on every job.



**TYPE 29**  **Fe-S-Cl <0.1%**   

Dia.	Arbor	Order No.	Grade	Max. RPM	Std. Pkg.	Std. Ctn.
4 1/2"	7/8"	15L743	CA-36	13,300	25	200
5"	7/8"	15L753	CA-36	12,200	25	200
6"	7/8"	15L763	CA-36	10,200	25	100
7"	7/8"	15L773	CA-36	8,600	25	100



- ▷ Open diamond cut pattern prevents clogging for a smoother, longer-lasting performance
- ▷ Premium reinforcement enhances durability and safety during use
- ▷ Self-sharpening ceramic grain blend allows for a faster material removal rate
- ▷ SMART RESIN™ Technology exposes fresh grains at the optimal time to optimize the balance between sharpness & life
- ▷ Exclusive design for use on flat and curved surfaces
- ▷ Contains less than 0.1% of iron, sulfur, & chlorine (Fe, S, Cl) to guarantee no contamination of stainless steel



## PIPEFITTER™

Designed for premium performance in pipeline construction

These wheels are specially formulated and reinforced for grinding the root pass and joint welds between passes in pipeline construction and pipe fabrication. They do not contain iron, sulfur or chlorine (Fe, S, Cl) and are guaranteed not to contaminate stainless steel.

- ▷ Thin for fast and free cutting and grooving
- ▷ Can also be used for cutting sheet metal

**3/32"**

**TYPE 27**



Fe-S-Cl  
<0.1%



Steel



Stainless Steel

Dia.	Thick.	Arbor	Order No.	Grade	Max. RPM	Std. Pkg.	Std. Ctn.
4 1/2"	3/32"	7/8"	08N453	A-36	13,300	25	200
5"	3/32"	7/8"	08N503	A-36	12,200	25	200
6"	3/32"	7/8"	08N603	A-36	10,200	25	100
7"	3/32"	7/8"	08N703	A-36	8,600	25	100

- ▷ Ideal for use with low-power angle grinders
- ▷ Grind joint welds with ease
- ▷ Can be used for intermittent light grinding, facing, and bevelling work

**1/8"**

**TYPE 27**



Fe-S-Cl  
<0.1%



Steel



Stainless Steel

Dia.	Thick.	Arbor	Order No.	Grade	Max. RPM	Std. Pkg.	Std. Ctn.
4 1/2"	1/8"	7/8"	08N452	A-36	13,300	25	200
5"	1/8"	7/8"	08N502	A-36	12,200	25	200
6"	1/8"	7/8"	08N602	A-24	10,200	25	100
7"	1/8"	7/8"	08N702	A-24	8,600	25	100

- ▷ Formulated for light grinding, cutting, and notching

**5/32"**

**TYPE 27**



Fe-S-Cl  
<0.1%



Steel



Stainless Steel

Dia.	Thick.	Arbor	Order No.	Grade	Max. RPM	Std. Pkg.	Std. Ctn.
4 1/2"	5/32"	7/8"	08N454	A-36	13,300	25	200
5"	5/32"	7/8"	08N504	A-36	12,200	25	200
6"	5/32"	7/8"	08N604	A-20	10,200	25	100
7"	5/32"	7/8"	08N704	A-20	8,600	25	100
9"	5/32"	7/8"	08N904	A-20	6,600	25	100



**TYPE 27S**



**SPIN-ON**



Fe-S-Cl  
<0.1%



Steel



Stainless Steel

Dia.	Thick.	Arbor	Order No.	Grade	Max. RPM	Std. Pkg.	Std. Ctn.
5"	5/32"	5/8"-11	08N533	A-36	12,200	25	200
6"	5/32"	5/8"-11	08N633	A-36	10,200	25	100
6"	5/32"	5/8"-11	08N634	A-20	10,200	25	100

Always use with flange 30B057.

# CUP STONES

## HP CUP WHEELS

WALTER HP Cup Wheels are designed for rough grinding or snagging work. Each wheel has a deeply anchored wrap-around steel hub for maximum safety and long life. A 5/8"-11 threaded arbor for SPIN-ON mounting reduces downtime for wheel changes and helps you finish your toughest grinding jobs faster.

**TYPE 11** 



Dia.	Arbor	Grit	Order No.	Max. RPM	Std. Pkg.	Std. Ctn.
4"	5/8"-11	A-16	12A004	9,100	1	10
5"	5/8"-11	A-16	12A005	7,260	1	10
6"	5/8"-11	A-16	12A006	6,050	1	10

**TYPE 11** 



Dia.	Arbor	Grit	Order No.	Max. RPM	Std. Pkg.	Std. Ctn.
4"	5/8"-11	C-16	12B004	9,100	1	10
5"	5/8"-11	C-16	12B005	7,260	1	10
6"	5/8"-11	C-16	12B006	6,050	1	10



- ▷ For heavy-duty grinding
- ▷ Excellent wheel life
- ▷ Engineered for maximum operator safety





# PLUGS, CONES AND MOUNTED POINTS



- ▷ For grinding, shaping, cleaning, blending, and deburring of internal and external contours
- ▷ Fast material removal, long life

- ▷ For fitting, shaping, enlarging holes and finishing work in confined spaces
- ▷ For use on die grinders, point grinders, flexible shaft machines, etc.
- ▷ A complete line to address all your specific needs
- ▷ Faster removal AND longer lasting



Very popular in foundries, steel mills, and fabricating shops for heavy stock removal in hard-to-reach areas. Each abrasive has an internal threaded arbor for direct mounting.



Shape	Dia.	Length	Arbor	Grit	Order No.	Max. RPM	Std. Pkg.	Std. Ctn.
16	1 1/2"	2 1/2"	3/8"-24	ZA16	12C101	24,200	10	10
16	1 1/2"	3"	5/8"-11	ZA16	12C111	24,200	10	10
16	2"	3"	5/8"-11	ZA16	12C121	18,100	10	10
17	1 1/2"	3"	5/8"-11	ZA16	12C401	24,200	10	10
17	2"	4"	5/8"-11	ZA16	12C421	18,100	10	10
18	1"	2"	3/8"-24	ZA16	12C301	36,200	10	10
18	1 1/2"	3"	5/8"-11	ZA16	12C311	24,200	10	10
18	2"	3"	5/8"-11	ZA16	12C321	18,100	10	10
18R	1 1/2"	3"	5/8"-11	ZA16	12C201	24,200	10	10
18R	2"	3"	5/8"-11	ZA16	12C211	18,100	10	10
18R	3"	4"	5/8"-11	ZA16	12C221	12,100	10	10

## MOUNTED POINTS

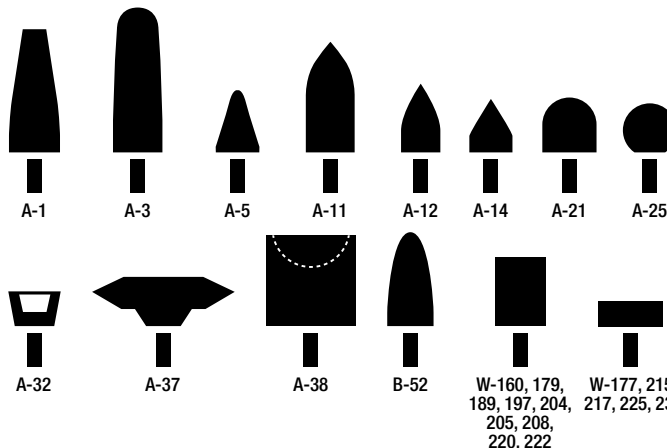
Versatile tools for fitting, shaping, and enlarging holes

These mounted points are ideal for finishing work in confined spaces. They are made from the finest grade of abrasive grains, and each is perfectly balanced to minimize vibration.

**Blue-grey for mild steel and cast iron**

**Orange for tool and high tensile steel**

**Resin bond for stainless steel**



## BLUE-GREY



Type	Dia.	Length	Shaft	Order No.	Grit	Max. RPM	Std. Pkg.	Std. Ctn.
A-1	3/4"	2 1/2"	1/4"	12D002	A36	19,800	10	10
A-3	1"	2 3/4"	1/4"	12D012	A36	16,100	10	10
A-5	3/4"	1 1/8"	1/4"	12D022	A36	45,000	10	10
A-11	7/8"	2"	1/4"	12D032	A36	19,800	10	10
A-12	1 1/16"	1 1/4"	1/4"	12D037	A36	48,000	10	10
A-14	1 1/16"	7/8"	1/4"	12D047	A36	48,000	10	10
A-21	1"	1"	1/4"	12D057	A36	34,500	10	10
A-25	1"	1"	1/4"	12D077	A36	35,600	10	10
A-32	1"	5/8"	1/4"	12D092	A36	38,200	10	10
A-38	1"	1"	1/4"	12D122	A36	34,500	10	10
B-52	3/8"	3/4"	1/8"	12D232	A36	45,370	10	10
B-52	3/8"	3/4"	1/4"	12D242	A36	45,370	10	10
W-179	3/8"	1 1/4"	1/4"	12D592	A36	45,750	10	10
W-197	5/8"	2"	1/4"	12D677	A36	21,000	10	10
W-205	3/4"	1"	1/4"	12D722	A36	34,500	10	10
W-217	1"	3/8"	1/4"	12D782	A36	38,200	10	10
W-220	1"	1"	1/4"	12D797	A36	25,500	10	10
W-222	1"	2"	1/4"	12D807	A36	15,900	10	10
W-225	1 1/4"	1/4"	1/4"	12D822	A36	30,560	10	10

**Tech tip!**

Use dressing stones to extend product life and allow mounted points or bench grinding wheels to cut faster and produce a better surface finish.

## ORANGE



Type	Dia.	Length	Shaft	Order No.	Grit	Max. RPM	Std. Pkg.	Std. Ctn.
A-1	3/4"	2 1/2"	1/4"	12D001	A60	19,800	10	10
A-3	1"	2 3/4"	1/4"	12D011	A60	16,100	10	10
A-5	3/4"	1 1/8"	1/4"	12D021	A60	45,000	10	10
A-11	7/8"	2"	1/4"	12D031	A60	19,800	10	10
A-12	1 1/16"	1 1/4"	1/4"	12D036	A60	48,000	10	10
A-14	1 1/16"	7/8"	1/4"	12D046	A60	48,000	10	10
A-21	1"	1"	1/4"	12D056	A60	34,500	10	10
A-25	1"	1"	1/4"	12D076	A60	35,600	10	10
A-32	1"	5/8"	1/4"	12D091	A60	38,200	10	10
A-37	1 1/4"	1/4"	1/4"	12D116	A60	30,560	10	10
A-38	1"	1"	1/4"	12D121	A60	34,500	10	10
W-179	3/8"	1 1/4"	1/4"	12D591	A60	45,750	10	10
W-197	5/8"	2"	1/4"	12D676	A60	21,000	10	10
W-205	3/4"	1"	1/4"	12D721	A60	34,500	10	10
W-217	1"	3/8"	1/4"	12D781	A60	38,200	10	10
W-220	1"	1"	1/4"	12D796	A60	25,500	10	10
W-222	1"	2"	1/4"	12D806	A60	15,900	10	10
W-225	1 1/4"	1/4"	1/4"	12D821	A60	30,560	10	10

## Accessories

## Dressing stones

Dimensions	Order No.	Std. Pkg.	Std. Ctn.
1" x 1" x 6"	12D900	1	10
1" x 1" x 8"	12D901	1	10

\* Max. RPM listed are for 1/2" free shaft.



## RESIN BOND



Type	Dia.	Length	Shaft	Order No.	Grit	Max. RPM	Std. Pkg.	Std. Ctn.
A-1	3/4"	2 1/2"	1/4"	12D003	A36	19,800	10	10
A-3	1"	2 3/4"	1/4"	12D013	A36	16,100	10	10
A-5	3/4"	1 1/8"	1/4"	12D023	A36	45,000	10	10
A-11	7/8"	2"	1/4"	12D033	A36	19,800	10	10
A-12	1 1/16"	1 1/4"	1/4"	12D038	A36	48,000	10	10
A-21	1"	1"	1/4"	12D058	A36	34,500	10	10
A-25	1"	1"	1/4"	12D078	A36	35,600	10	10
W-179	3/8"	1 1/4"	1/4"	12D593	A36	45,750	10	10
W-197	5/8"	2"	1/4"	12D678	A36	21,000	10	10
W-205	3/4"	1"	1/4"	12D723	A36	34,500	10	10
W-207	3/4"	1 1/2"	1/4"	12D729	A36	24,000	10	10
W-217	1"	3/8"	1/4"	12D783	A36	38,200	10	10
W-220	1"	1"	1/4"	12D798	A36	25,500	10	10
W-222	1"	2"	1/4"	12D808	A36	15,900	10	10
W-236	1 1/2"	1/2"	1/4"	12D843	A36	25,470	10	10

# BENCH GRINDING

## BENCH GRINDING WHEELS

Long lasting and dependable, our bench grinding wheels are perfect for general-purpose sharpening, shaping, or deburring on bench and pedestal grinders.

All wheels are supplied with nested reducer bushings to fit on 1",  $\frac{3}{4}$ ",  $\frac{5}{8}$ " and  $\frac{1}{2}$ " shafts.

### TYPE 1



Dia.	Thick.	Arbor	Order No.	Grade	Max. RPM	Std. Pkg.	Std. Ctn.
6"	$\frac{3}{4}$ "	1"	12E324	36 coarse	4,100	1	1
6"	$\frac{3}{4}$ "	1"	12E325	46 medium	4,100	1	1
6"	$\frac{3}{4}$ "	1"	12E328	80 fine	4,100	1	1
6"	1"	1"	12E344	36 coarse	4,100	1	1
6"	1"	1"	12E345	46 medium	4,100	1	1
6"	1"	1"	12E348	80 fine	4,100	1	1
7"	1"	1"	12E444	36 coarse	3,600	1	1
7"	1"	1"	12E447	60 fine	3,600	1	1
8"	$\frac{7}{8}$ "	1"	12E533	24 coarse	3,600	1	1
8"	$\frac{7}{8}$ "	1"	12E537	60 fine	3,600	1	1
8"	1"	1"	12E543	24 coarse	3,600	1	1
8"	1"	1"	12E545	46 medium	3,600	1	1
8"	1"	1"	12E547	60 fine	3,600	1	1
8"	1 $\frac{1}{4}$ "	1"	12E553	24 coarse	3,600	1	1
8"	1 $\frac{1}{4}$ "	1"	12E557	60 fine	3,600	1	1
10"	1"	1"	12E643	24 coarse	2,500	1	1
10"	1"	1"	12E647	60 fine	2,500	1	1
10"	1 $\frac{1}{4}$ "	1"	12E657	60 fine	2,500	1	1

### TYPE 1



Dia.	Thick.	Arbor	Order No.	Grade	Max. RPM	Std. Pkg.	Std. Ctn.
6"	$\frac{3}{4}$ "	1"	12E329	80 fine	4,100	1	1
7"	1"	1"	12E449	80 fine	3,600	1	1
8"	1"	1"	12E549	80 fine	3,600	1	1
10"	1"	1"	12E649	80 fine	2,500	1	1









# ALLSTEEL™

## GRINDING WHEELS


ALLSTEEL™ grinding wheels deliver fast removal rates on steel and stainless steel. High-strength abrasive grain ensures durability and aggressive grinding action with less effort, making even the toughest jobs easier.




- ▷ *Perfect choice for steel and stainless steel*
- ▷ *Excellent removal rate*
- ▷ *Heavily reinforced to optimize safety in tough applications*
- ▷ *Smooth grinding with less effort*
- ▷ *Minimizes work-surface gouging*

1/8" TYPE 27 









Order No.	Dia.	Thick.	Arbor	Grit	Max RPM	Std. Pkg.	Std Ctn
08W452	4-1/2"	1/8"	7/8"	A-30	13,300	25	200
08W502	5"	1/8"	7/8"	A-30	12,200	25	200
08W602	6"	1/8"	7/8"	A-30	10,200	25	100
08W702	7"	1/8"	7/8"	A-30	8,600	25	100
08W902	9"	1/8"	7/8"	A-30	6,800	25	100

1/4" TYPE 27 









Order No.	Dia.	Thick.	Arbor	Grit	Max RPM	Std. Pkg.	Std Ctn
08W450	4-1/2"	1/4"	7/8"	A-30	13,300	25	100
08W500	5"	1/4"	7/8"	A-30	12,200	25	100
08W600	6"	1/4"	7/8"	A-30	10,200	25	100
08W700	7"	1/4"	7/8"	A-30	8,600	25	50
08W900	9"	1/4"	7/8"	A-30	6,800	25	50

1/8" TYPE 27 

Order No.	Dia.	Thick.	Arbor	Grit	Max RPM	Std. Pkg.	Std Ctn
08W457	4-1/2"	1/8"	5/8"-11 Metal hub	A-30	13,300	10	80

1/4" TYPE 27 

Order No.	Dia.	Thick.	Arbor	Grit	Max RPM	Std. Pkg.	Std Ctn
08W455	4-1/2"	1/4"	5/8"-11 Metal hub	A-30	13,300	10	80





354478

354479

# 04

## FINISHING



# FLAP DISCS AT A GLANCE



MAX LIFE™ cold curing glue ensures the freshest grains possible by eliminating the need to apply heat during the manufacturing process, avoiding micro-cracking and drying out, improving consistency, and maximizing disc life.



HEATED ABRASIVE FLAPS



COLD CURED GLUE

## BLENDING

### Material Specific



	ENDURO-FLEX™	ENDURO-FLEX TURBO™	ENDURO-FLEX™ STAINLESS	ENDURO-FLEX ALU™	ALLSTEEL™	ALLSTEEL TURBO™
<b>Application Need</b>	General purpose for material removal, surface blending and finishing, deburring, and breaking edges.	Ultra-fast metal removal. For heavy-duty grinding, blending welds, and breaking edges.	For blending on stainless steel, hard alloys, and heat-sensitive metals.	For blending on aluminum or other soft and non-ferrous metals.	General purpose for low-powered tools for light-duty blending.	Fast-metal removal suitable for all levels of expertise for blending.
<b>MAX-LIFE™ Glue</b>	✓	✓	✓	✓		
<b>Backing Material</b>	ECO-TRIM™	Nylon	ECO-TRIM™	ECO-TRIM™	ECO-TRIM™	Nylon
<b>Durability</b>	• • • •	• • •	• • •	• • •	• •	•
<b>Tool Power</b>	Mid-to-High	High	Mid-to-High	Mid-to-High	Low-to-Mid	Low-to-Mid
<b>Metals</b>	<ul style="list-style-type: none"> <li>• Steel</li> <li>• Stainless Steel</li> </ul>	<ul style="list-style-type: none"> <li>• Steel</li> <li>• Stainless Steel</li> </ul>	<ul style="list-style-type: none"> <li>• Stainless Steel</li> <li>• Hard Alloys</li> </ul>	<ul style="list-style-type: none"> <li>• Aluminum</li> <li>• Soft Alloys</li> </ul>	<ul style="list-style-type: none"> <li>• Steel</li> <li>• Stainless Steel</li> </ul>	<ul style="list-style-type: none"> <li>• Steel</li> <li>• Stainless Steel</li> </ul>
<b>Diameter</b>	<ul style="list-style-type: none"> <li>• 4 ½"</li> <li>• 5"</li> <li>• 6"</li> <li>• 7"</li> </ul>	<ul style="list-style-type: none"> <li>• 4 ½"</li> <li>• 5"</li> <li>• 6"</li> <li>• 7"</li> </ul>	<ul style="list-style-type: none"> <li>• 4 ½"</li> <li>• 5"</li> <li>• 6"</li> <li>• 7"</li> </ul>	<ul style="list-style-type: none"> <li>• 4 ½"</li> <li>• 5"</li> <li>• 6"</li> <li>• 7"</li> </ul>	<ul style="list-style-type: none"> <li>• 4 ½"</li> <li>• 5"</li> <li>• 6"</li> <li>• 7"</li> </ul>	<ul style="list-style-type: none"> <li>• 4 ½"</li> <li>• 5"</li> <li>• 6"</li> </ul>



# FLAP DISCS AT A GLANCE



Our **ENDURO-FLEX™** flap discs feature trimmable backings made with our proprietary **ECO-TRIM™** wood fiber backing material. When the flaps wear down to the outer diameter of the backing, trim away 1/4" of the backing at a time (up to three times total) to expose fresh abrasive grain, extending disc life and giving you a fresh new cutting edge.



New disc\*



After  
35 min.\*



After  
100 min.\*

\* Results based on a 5" ENDURO-FLEX™ used on steel. \* Trimmed once

\*Trimmed twice

## SURFACE FINISHING

**ENDURO-FLEX 2-IN-1™**



**ENDURO-FLEX 2-IN-1™ TURBO**



**BLENDEX™**



**INSTANT POLISH™**



**ULTIMATE SHINE™**



<b>Application Need</b>	Blend TIG welds, break edges, blend, and remove imperfections, oxidation, and discoloration. Mixture of sanding and BLENDEX™ flaps.	Blend MIG welds and achieve the desired finish in a single step. Mixture of ceramic sanding and BLENDEX™ flaps.	Ceramic BLENDEX™ flap disc for better material removal with consistent surface finish. Available in different grits	For polishing and mirror finishing applications. Achieves desired finish in 1 step.	Designed for polishing and mirror finishing jobs. Achieve the desired finish in a single step.
<b>MAX-LIFE™ Glue</b>			✓	✓	✓
<b>Backing Material</b>	Nylon	Nylon	ECO-TRIM™	ECO-TRIM™	ECO-TRIM™
<b>Durability</b>	• • •	• • •	• •	•	•
<b>Tool Power</b>	Mid-to-High	High	Mid-to-High	Low-to-Mid	Low-to-Mid
<b>Metals</b>	<ul style="list-style-type: none"> <li>• Steel</li> <li>• Stainless Steel</li> <li>• Aluminum</li> </ul>	<ul style="list-style-type: none"> <li>• Steel</li> <li>• Stainless Steel</li> <li>• Aluminum</li> </ul>	<ul style="list-style-type: none"> <li>• Steel</li> <li>• Stainless Steel</li> <li>• Aluminum</li> </ul>	<ul style="list-style-type: none"> <li>• Steel</li> <li>• Stainless Steel</li> <li>• Aluminum</li> </ul>	<ul style="list-style-type: none"> <li>• Steel</li> <li>• Stainless Steel</li> <li>• Aluminum</li> </ul>
<b>Diameter</b>	<ul style="list-style-type: none"> <li>• 4 ½"</li> <li>• 5"</li> </ul>	<ul style="list-style-type: none"> <li>• 4 ½"</li> <li>• 5"</li> </ul>	<ul style="list-style-type: none"> <li>• 4 ½"</li> <li>• 5"</li> </ul>	<ul style="list-style-type: none"> <li>• 4 ½"</li> <li>• 5"</li> </ul>	<ul style="list-style-type: none"> <li>• 4 ½"</li> <li>• 5"</li> </ul>

# FLAP DISCS



- ▷ Longest-lasting flap disc on the market
- ▷ Highest overall material removal in the industry
- ▷ ECO-TRIM™ backing is easier to trim and environmentally friendly
- ▷ Remove welds and finish surfaces in one step
- ▷ Quiet, vibration-free grinding
- ▷ Self-sharpening Zirconia Alumina grain
- ▷ Lightweight

**INCREASE YOUR REMOVAL RATE BY A MINIMUM OF 25% BY COMBINING YOUR ENDURO-FLEX™ WITH THE PRO 5 OR BIG 6 GRINDER!**  
See pages 151 and 152



SCAN TO WATCH VIDEO



Video available at The WALTER Network  
[www.youtube.com/user/TheWalterNetwork](http://www.youtube.com/user/TheWalterNetwork)

## ENDURO-FLEX™

The longest life and highest overall material removal in the industry

ENDURO-FLEX™ outperforms all competitive flap discs thanks to its innovative design and exclusive abrasive grain blend. Featuring an ECO-TRIM™ backing that can be trimmed back to extend disc life, ENDURO-FLEX™ is the longest-lasting flap disc in the industry and removes more material than any competitive flap disc. Your employees will spend more time getting the job done and less time making trips to the tool crib, saving you time and money while maximizing your productivity.

### THE LONGEST LIFE FLAP DISC ON THE MARKET



#### TYPE 27S SPIN-ON



Dia.	Arbor	Grit	Order No.	Max. RPM	Std. Pkg.	Std. Ctn.
4 1/2"	5/8"-11	40	06B454	13,300	10	40
4 1/2"	5/8"-11	60	06B456	13,300	10	40
4 1/2"	5/8"-11	80	06B458	13,300	10	40
4 1/2"	5/8"-11	120	06B462	13,300	10	40
5"	5/8"-11	40	06B504	12,200	10	40
5"	5/8"-11	60	06B506	12,200	10	40
5"	5/8"-11	80	06B508	12,200	10	40
5"	5/8"-11	120	06B512	12,200	10	40
6"	5/8"-11	40	06B604	10,200	10	40
6"	5/8"-11	60	06B606	10,200	10	40
6"	5/8"-11	80	06B608	10,200	10	40
6"	5/8"-11	120	06B612	10,200	10	40

Always use with flange 30B057.

#### TYPE 27



Dia.	Arbor	Grit	Order No.	Max. RPM	Std. Pkg.	Std. Ctn.
4 1/2"	7/8"	40	15R454	13,300	10	40
4 1/2"	7/8"	60	15R456	13,300	10	40
4 1/2"	7/8"	80	15R458	13,300	10	40
4 1/2"	7/8"	120	15R462	13,300	10	40
5"	7/8"	40	15R504	12,200	10	40
5"	7/8"	60	15R506	12,200	10	40
5"	7/8"	80	15R508	12,200	10	40
5"	7/8"	120	15R512	12,200	10	40
6"	7/8"	40	15R604	10,200	10	40
6"	7/8"	60	15R606	10,200	10	40
6"	7/8"	80	15R608	10,200	10	40
6"	7/8"	120	15R612	10,200	10	40
7"	7/8"	40	15R704	8,600	10	40
7"	7/8"	60	15R706	8,600	10	40
7"	7/8"	80	15R708	8,600	10	40
7"	7/8"	120	15R712	8,600	10	40

Always use with flange 30B057.



- ▷ Exclusive flap configuration and Cyclone™ Technology for ultra fast metal removal
- ▷ Turbofan™ Cooling keeps the workpiece cooler for longer disc life
- ▷ Guaranteed cost savings!

**MAX LIFE™**  
COLD CURING  
GLUE IMPROVES  
CONSISTENCY AND  
MAXIMIZES DISC LIFE



**INCREASE YOUR REMOVAL RATE BY A MINIMUM OF 30% BY COMBINING YOUR ENDURO-FLEX TURBO™ WITH THE PRO 5 OR BIG 6 GRINDER!**  
See pages 151 and 152



SCAN TO WATCH VIDEO








Video available at The WALTER Network  
[www.youtube.com/user/TheWalterNetwork](http://www.youtube.com/user/TheWalterNetwork)

## ENDURO-FLEX TURBO™

The fastest cutting flap disc on the market





If time is money, then ENDURO-FLEX TURBO™ is worth its weight in gold. This extremely aggressive flap disc removes material like a 36 grit but leaves a 60 grit, paint-ready finish, saving you a valuable step in the finishing process. The innovative backing design allows air to cool the workpiece, increasing product life and minimizing heat transfer to the surface. Whether you are working with steel or stainless steel, ENDURO-FLEX TURBO™ will help you blend welds and break edges faster, guaranteed.

### HIGHEST REMOVAL RATE IN THE INDUSTRY

**TYPE 27S**  **SPIN-ON**    





Dia.	Arbor	Order No.	Grade	Max. RPM	Std. Pkg.	Std. Ctn.
4 1/2"	5/8"-11	06A452	36/60	13,300	10	40
4 1/2"	5/8"-11 metal hub	<b>06A457</b>	<b>36/60</b>	<b>13,300</b>	<b>10</b>	<b>40</b>
4 1/2"	5/8"-11	06A458	80	13,300	10	40
5"	5/8"-11	06A502	36/60	12,000	10	40
5"	5/8"-11	06A508	80	12,200	10	40
6"	5/8"-11	06A602	36/60	10,200	10	40
7"	5/8"-11 metal hub	<b>06A707</b>	<b>36/60</b>	<b>8,600</b>	<b>10</b>	<b>40</b>

Always use with flange 30B057.

**TYPE 27**    

Dia.	Arbor	Order No.	Grade	Max. RPM	Std. Pkg.	Std. Ctn.
4 1/2"	7/8"	06A462	36/60	13,300	10	40
5"	7/8"	06A512	36/60	12,200	10	40
7"	7/8"	06A712	36/60	8,600	10	40

Always use with flange 30B057.

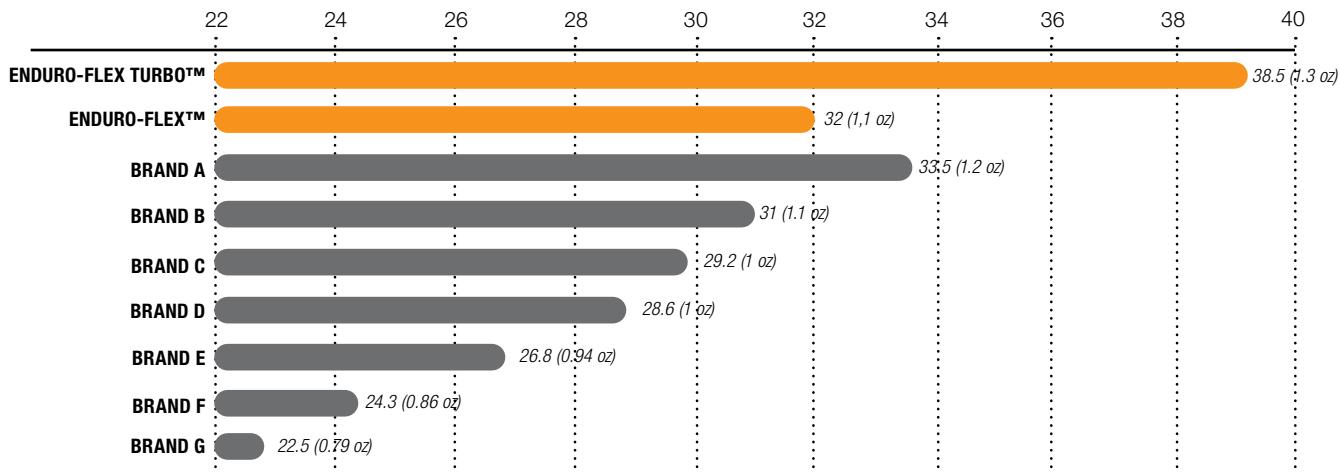
**TYPE 29**    

Dia.	Arbor	Order No.	Grade	Max. RPM	Std. Pkg.	Std. Ctn.
4 1/2"	7/8"	06A482	36/60	13,300	10	40
4 1/2"	5/8"-11 metal hub	06A487	36/60	13,300	10	40
5"	7/8"	06A532	36/60	12,200	10	40
5"	5/8"-11 metal hub	06A537	36/60	12,200	10	40

Always use with flange 30B057.

## ENDURO-FLEX TURBO™ COMPARISON TESTS BETWEEN 5" FLAP DISCS

Tests were done using the PRO 5 grinder. **Removal rate on steel - gr. (oz.)/min.**





# ENDURO-FLEX™ STAINLESS






Guaranteed not to contaminate stainless steel

ENDURO-FLEX™ STAINLESS offers all the benefits of the standard ENDURO-FLEX™ with a formula free of iron, sulfur, and chlorine to meet quality control objectives in sensitive operations. ENDURO-FLEX™ STAINLESS is the flap disc of choice for workers nationwide for blending applications on stainless steel and other heat-sensitive alloys.



## CONSISTENT FINISH WITHOUT DISCOLORATION







**TYPE 27S**  **SPIN-ON**   **Fe-S-Cl <0.1%**  

Dia.	Arbor	Grit	Order No.	Max. RPM	Std. Pkg.	Std. Ctn.
4 1/2"	5/8" -11	40	06F454	13,300	10	40
4 1/2"	5/8" -11	60	06F456	13,300	10	40
4 1/2"	5/8" -11	80	06F458	13,300	10	40
4 1/2"	5/8" -11	120	06F462	13,300	10	40
5"	5/8" -11	40	06F504	12,200	10	40
5"	5/8" -11	60	06F506	12,200	10	40
5"	5/8" -11	80	06F508	12,200	10	40
5"	5/8" -11	120	06F512	12,200	10	40
6"	5/8" -11	40	06F604	10,200	10	40
6"	5/8" -11	60	06F606	10,200	10	40
6"	5/8" -11	80	06F608	10,200	10	40
6"	5/8" -11	120	06F612	10,200	10	40

Always use with flange 30B057.

- ▷ Environmentally friendly
- ▷ Superior performance on all heat sensitive metals
- ▷ Will not load or glaze
- ▷ The coolest cutting action on stainless
- ▷ The fastest removal rate and best overall life on non-ferrous alloys
- ▷ High-performance aluminum oxide grain
- ▷ 100% Ceramic & lubricant for best removal in stainless and hard alloys

**TYPE 27**   **Fe-S-Cl <0.1%**  

Dia.	Arbor	Grit	Order No.	Max. RPM	Std. Pkg.	Std. Ctn.
4 1/2"	7/8"	40	15Q454	13,300	10	40
4 1/2"	7/8"	60	15Q456	13,300	10	40
4 1/2"	7/8"	80	15Q458	13,300	10	40
4 1/2"	7/8"	120	15Q462	13,300	10	40
5"	7/8"	40	15Q504	12,200	10	40
5"	7/8"	60	15Q506	12,200	10	40
5"	7/8"	80	15Q508	12,200	10	40
5"	7/8"	120	15Q512	12,200	10	40
7"	7/8"	40	15Q704	8,600	10	40
7"	7/8"	60	15Q706	8,600	10	40
7"	7/8"	80	15Q708	8,600	10	40
7"	7/8"	120	15Q712	8,600	10	40

Always use with flange 30B057.



For Fine Finishing, See Pages 117-122

## ENDURO-FLEX ALU™

High-performance flap disc for aluminum surfaces

ENDURO-FLEX ALU™ uses a superior zirconia alumina grain blend that is free of iron, sulfur, and chlorine to achieve maximum results when blending on aluminum surfaces. It's built using a special coating for extra long life. Thanks to its high removal rates and resistance to glaze buildup, ENDURO-FLEX ALU™ is the optimal choice for operators looking to enhance both quality and productivity when working with aluminum or other heat-sensitive metals.



### TYPE 27S



Fe-S-Cl  
<0.1%



Dia.	Arbor	Grit	Order No.	Max. RPM	Std. Pkg.	Std. Ctn.
4-1/2"	5/8"-11	40	06U454	13,300	10	40
4-1/2"	5/8"-11	60	06U456	13,300	10	40
4-1/2"	5/8"-11	80	06U458	13,300	10	40
5"	5/8"-11	40	06U504	12,200	10	40
5"	5/8"-11	60	06U506	12,200	10	40
5"	5/8"-11	80	06U508	12,200	10	40
6"	5/8"-11	40	06U604	10,200	10	40
6"	5/8"-11	60	06U606	10,200	10	40
6"	5/8"-11	80	06U608	10,200	10	40

Always use with flange 30B057.

### TYPE 27



Fe-S-Cl  
<0.1%



Dia.	Arbor	Grit	Order No.	Max. RPM	Std. Pkg.	Std. Ctn.
7"	7/8"	40	15U704	8,600	10	40
7"	7/8"	60	15U706	8,600	10	40
7"	7/8"	80	15U708	8,600	10	40

Always use with flange 30B057.

- ▷ Specially formulated for performance and productivity on aluminum surfaces
- ▷ Special coating prevents load-up and glazing and extends disc life
- ▷ ECO-TRIM™ trimmable backing extends disc life by up to 3 times
- ▷ Zirconia and lubricant for best removal in aluminum and soft alloys

**MAX LIFE™**  
GLUE





## ENDURO-FLEX 2-IN-1™ FINISHING DISC

One-step finishing

ENDURO-FLEX 2-IN-1™ flap discs remove TIG welds and finish the surface in just one step, substantially reducing your finishing costs. Save time and reduce your inventory by using just one disc instead of two or more to perform the same job.

Long lasting

Developed to blend light TIG welds, break edges, blend, and remove surface imperfections, oxidation, discoloration, etc. One ENDURO-FLEX 2-IN-1™ disc will do the job of over twenty traditional discs while providing a smooth and consistent surface finish.

▷ *Allows operators to achieve a food grade finish*

### Tech tip!

**SPEED** To ensure the longest life and best performance, use at optimal speed of 4,000 to 6,000 RPM.

**PRESSURE** More pressure will increase removal rate while less pressure will improve the surface finish.

**WORKING ANGLE** For best performance, always use at a working angle of 4° to 10°. Never use flat.

TYPE 27S		SPIN-ON				
Dia.	Arbor	Order No.	Max. RPM	Optimal RPM	Std. Pkg.	Std. Ctn.
4 1/2"	5/8"-11	151453	13,300	4,000 to 6,000	10	40
5"	5/8"-11	151503	12,200	4,000 to 6,000	10	40



## ENDURO-FLEX 2-IN-1™ TURBO FINISHING DISC

The most versatile and fastest finishing disc on the market

Achieving the ideal finish when blending welds has never been easier. With the ENDURO-FLEX 2-in-1™ TURBO, remove material faster and get the finish you want in fewer steps. Designed for steel, stainless steel, and aluminum, the ENDURO-FLEX 2-in-1™ TURBO provides unmatched versatility. Incorporating WALTER's Cyclone™ Technology and high-tech BLENDEX™ Technology, the result is a smooth finish and product life that is simply unsurpassed.

Sanding flaps

- ▷ Special low heat generating top coat
- ▷ Non-loading
- ▷ High removal rate



BLENDEX™ flaps

- ▷ Combination that gives great performance on aluminum
- ▷ Non-woven material, will not smear or contaminate the workpiece
- ▷ Tear resistant for longest life



SCAN TO WATCH VIDEO



Video available at The WALTER Network  
[www.youtube.com/user/TheWalterNetwork](http://www.youtube.com/user/TheWalterNetwork)

TYPE 27S		SPIN-ON				
Dia.	Arbor	Order No.	Max. RPM	Optimal RPM	Std. Pkg.	Std. Ctn.
4 1/2"	5/8"-11	151451	13,300	4,000 to 6,000	10	40
5"	5/8"-11	151501	12,200	4,000 to 6,000	10	40

Always use with flange 30B057.





 **WALTER**






# ALLSTEEL™

## ALLSTEEL™ FLAP DISCS

ALLSTEEL™ features a unique zirconia alumina abrasive grain blend that self-sharpenes with less pressure, providing a high removal rate with angle grinders. ALLSTEEL™ is an economical solution for operators who need a quality, industrial grade flap disc for a variety of applications.





- ▷ *Special zirconia alumina grain blend self-sharpenes with less pressure*
- ▷ *Provides a high removal rate on steel*
- ▷ *Trimnable backing extends disc life*
- ▷ *The economical choice when blending sharp corners, heavy deburring, or blending in fillet welds*
- ▷ *The best option for use on low-powered angle grinders*



**TYPE 27S**     

Order No.	Dia.	Arbor	Grit	Max RPM	Std. Pkg.	Std Ctn
06W454	4-1/2"	5/8"-11	40	13,300	10	40
06W456	4-1/2"	5/8"-11	60	13,300	10	40
06W458	4-1/2"	5/8"-11	80	13,300	10	40
06W462	4-1/2"	5/8"-11	120	13,300	10	40
06W504	5"	5/8"-11	40	12,200	10	40
06W506	5"	5/8"-11	60	12,200	10	40
06W508	5"	5/8"-11	80	12,200	10	40
06W512	5"	5/8"-11	120	12,200	10	40



**TYPE 27**    

Order No.	Dia.	Arbor	Grit	Max RPM	Std. Pkg.	Std Ctn
15W454	4-1/2"	7/8"	40	13,300	10	40
15W456	4-1/2"	7/8"	60	13,300	10	40
15W458	4-1/2"	7/8"	80	13,300	10	40
15W462	4-1/2"	7/8"	120	13,300	10	40
15W504	5"	7/8"	40	12,200	10	40
15W506	5"	7/8"	60	12,200	10	40
15W508	5"	7/8"	80	12,200	10	40
15W512	5"	7/8"	120	12,200	10	40
15W604	6"	7/8"	40	10,200	10	40
15W606	6"	7/8"	60	10,200	10	40
15W608	6"	7/8"	80	10,200	10	40
15W612	6"	7/8"	120	10,200	10	40
15W704	7"	7/8"	40	8,600	10	40
15W706	7"	7/8"	60	8,600	10	40
15W708	7"	7/8"	80	8,600	10	40
15W712	7"	7/8"	120	8,600	10	40





## ALLSTEEL TURBO™

ALLSTEEL TURBO™ combines a self-sharpening zirconia alumina abrasive grain with an optimal flap configuration to maximize removal rate. ALLSTEEL TURBO™ is an economical solution for operators who need a quality, industrial-grade, flap disc that can get the job done quickly without sacrificing safety.

- ▷ *Versatile, well-suited for a wide range of removal applications and skill levels*
- ▷ *Flap configuration designed for aggressive removal*
- ▷ *High-quality nylon backing*
- ▷ *Fe-free formulation*



### TYPE 27



Fe-S-CI  
<0.1%



Order No.	Dia.	Arbor	Grit	Max. RPM	Std. Pkg.	Std. Ctn.
15Y454	4-1/2"	7/8"	40	13,300	10	40
15Y456	4-1/2"	7/8"	60	13,300	10	40
15Y458	4-1/2"	7/8"	80	13,300	10	40
15Y504	5"	7/8"	40	12,200	10	40
15Y506	5"	7/8"	60	12,200	10	40
15Y508	5"	7/8"	80	12,200	10	40
15Y604	6"	7/8"	40	10,200	10	40
15Y606	6"	7/8"	60	10,200	10	40
15Y608	6"	7/8"	80	10,200	10	40

Always use with flange 30B057.

### TYPE 27S



**SPIN-ON**



Fe-S-CI  
<0.1%



Order No.	Dia.	Arbor	Grit	Max. RPM	Std. Pkg.	Std. Ctn.
06Y454	4-1/2"	5/8"-11	40	13,300	10	40
06Y456	4-1/2"	5/8"-11	60	13,300	10	40
06Y458	4-1/2"	5/8"-11	80	13,300	10	40
06Y504	5"	5/8"-11	40	12,200	10	40
06Y506	5"	5/8"-11	60	12,200	10	40
06Y508	5"	5/8"-11	80	12,200	10	40

Always use with flange 30B057.

### Tech tip!

To achieve the fastest removal rate available, ask your Territory Manager about ENDURO-FLEX TURBO™. A ceramic flap disc with a unique 36/60 grit to achieve the ultimate removal rate while leaving a paint-ready finish.



# SANDING PRODUCTS AT A GLANCE



### Unique packaging for optimal performance

- Best preservation of sanding disc with “Humidity Control” feature
- Shrink wrapped in quantities of 25 (2 x 25 discs) to keep discs’ shape intact
- Ensures the longest life, most aggressive removal rate, and best overall performance

V-STRONG™ backing technology improves durability for the most demanding applications. With more layers of advanced vulcanized fiber our sanding discs are the toughest, and longest-lasting available.

XTRACUT XX™



XTRACUT™



COOLCUT XX™



TOPCUT™



COOLCUT™



Application Need	Provides high-efficiency, long-lasting material removal on steel, stainless steel, and hard alloys.	For high-speed and heavy-duty stock removal with long service life in the toughest conditions. Best paired with a high-powered tool.	For maximum material removal efficiency and longevity on all power tools. Ideal for all metal types.	Maintains a high removal rate, even with lower-powered tools.	Economical solution for general-purpose sanding, light weld removal, and surface cleaning on steel.
V-STRONG™ Backing	✓	✓	✓		
Grain	Premium-shaped Ceramic	Premium Ceramic	Ceramic	Alumina	Aluminum Oxide
Tool Power	High	High	Mid-to-High	Low-to-Mid	Low-to-Mid
Metals	<ul style="list-style-type: none"> <li>• Steel</li> <li>• Stainless Steel</li> <li>• Hard Alloys</li> <li>• Aluminum</li> </ul>	<ul style="list-style-type: none"> <li>• Steel</li> <li>• Stainless Steel</li> <li>• Hard Alloys</li> </ul>	<ul style="list-style-type: none"> <li>• Steel</li> <li>• Stainless Steel</li> <li>• Aluminum</li> </ul>	<ul style="list-style-type: none"> <li>• Steel</li> <li>• Stainless Steel</li> </ul>	<ul style="list-style-type: none"> <li>• Steel</li> </ul>
Diameter	<ul style="list-style-type: none"> <li>• 4 ½"</li> <li>• 5"</li> <li>• 6"</li> <li>• 7"</li> </ul>	<ul style="list-style-type: none"> <li>• 4 ½"</li> <li>• 5"</li> <li>• 6"</li> <li>• 7"</li> </ul>	<ul style="list-style-type: none"> <li>• 4 ½"</li> <li>• 5"</li> <li>• 6"</li> <li>• 7"</li> </ul>	<ul style="list-style-type: none"> <li>• 4 ½"</li> <li>• 5"</li> <li>• 7"</li> </ul>	<ul style="list-style-type: none"> <li>• 4 ½"</li> <li>• 5"</li> <li>• 7"</li> </ul>


# FIBER DISCS

## XTRACUT™ XX

Self-sharpening ceramic disc with exceptional removal rates

XTRACUT™ XX is engineered to deliver unmatched stock removal and an extended service life, making it the ideal choice for working with steel, stainless steel, and hard alloys. With its optimized triangular shaped and self-sharpening grains, this disc ensures consistent, high-efficiency material removal throughout its use.

Dia.	Arbor	Grit	Order No.	Max. RPM	Std. Pkg.	Std. Ctn.
4 1/2"	7/8"	36	15N453	13,300	25	250
4 1/2"	7/8"	60	15N456	13,300	25	250
4 1/2"	7/8"	80	15N458	13,300	25	250
5"	7/8"	36	15N503	12,200	25	250
5"	7/8"	60	15N506	12,200	25	250
5"	7/8"	80	15N508	12,200	25	250
6"	7/8"	36	15N603	10,200	25	250
6"	7/8"	60	15N606	10,200	25	250
6"	7/8"	80	15N608	10,200	25	250
7"	7/8"	36	15N703	8,600	25	250
7"	7/8"	60	15N706	8,600	25	250
7"	7/8"	80	15N708	8,600	25	250



- ▷ High removal rate sanding disc for all alloys
- ▷ Optimized triangular shaped and self-sharpening ceramic grains provide extremely high stock removal
- ▷ Contains cooling agents that ensure cool cutting to prevent burning and distortion increasing product durability
- ▷ Guaranteed cost savings and best for use on steel, stainless, and hard alloys
- ▷ Very long service life and toughness due to its V-STRONG™ Technology


## XTRACUT™

Highest performance sanding disc in steel

XTRACUT™ equals ultra-high stock removal and long service life. Optimized self-sharpening ceramic grains enable consistently high performance. Your quickest and coolest cutting sanding disc for steel production. Now with the Quick-Change attachment for even more efficiency.



Dia.	Arbor	Grit	Equivalent Grit	Order No.	Std. Pkg.	Std. Ctn.
4 1/2"	7/8"	X-COARSE	36+	15A453	25	250
4 1/2"	7/8"	COARSE	60+	15A456	25	250
4 1/2"	7/8"	MEDIUM	80+	15A458	25	250
5"	7/8"	X-COARSE	36+	15A503	25	250
5"	7/8"	COARSE	60+	15A506	25	250
5"	7/8"	MEDIUM	80+	15A508	25	250
6"	7/8"	X-COARSE	36+	15A603	25	250
6"	7/8"	COARSE	60+	15A606	25	250
6"	7/8"	MEDIUM	80+	15A608	25	250
7"	7/8"	X-COARSE	36+	15A703	25	250
7"	7/8"	COARSE	60+	15A706	25	250
7"	7/8"	MEDIUM	80+	15A708	25	250



## HIGHEST PERFORMANCE SANDING DISC IN STEEL

- ▷ Highest performance sanding disc in steel
- ▷ Fastest cutting sanding disc in steel
- ▷ Optimised self-sharpening ceramic grain provides extremely high stock removal in steel
- ▷ Guaranteed cost savings in steel
- ▷ Extremely long service life
- ▷ Cooling agents to ensure cool cutting to prevent burning and distortion




SCAN TO WATCH VIDEO



Video available at The WALTER Network  
[www.youtube.com/user/TheWalterNetwork](http://www.youtube.com/user/TheWalterNetwork)



WALTER's exclusive V-STRONG™ backing technology improves durability for the most demanding applications. With more vulcanized fiber than the competition, WALTER ceramic sanding discs last longer.



- ▷ 6 times more total stock removal than aluminum oxide sanding discs
- ▷ 2 times faster cutting than aluminum oxide sanding discs
- ▷ Remove more material in less time, even when compared to some grinding wheels
- ▷ Provides a consistent surface finish, disc after disc
- ▷ Cooling agents ensure cool cutting to prevent burning and distortion

### Tech tip!

Use with Turbo backing pads to reduce heat built-up and prolong disc life

### Exclusive packaging!

## COOLCUT XX™ 50 packs

### Packaging that makes sense

Select grits and sizes of COOLCUT XX™ are now available in 50 packs. These specially designed packages are humidity-controlled to better preserve the sanding discs, essentially keeping them “factory fresh” and ensuring you get the best life and performance. Discs are also shrink wrapped to minimize warping.



SCAN TO  
WATCH VIDEO



Video available at The WALTER Network  
[www.youtube.com/user/TheWalterNetwork](http://www.youtube.com/user/TheWalterNetwork)

## COOLCUT XX™

The longest lasting, most aggressive sanding discs

COOLCUT XX™ sanding discs are formulated with our exclusive Cyclone™ Technology abrasive grain blend to provide extremely aggressive material removal rates and the longest life in the industry. These discs allow you to remove more material faster while also lasting longer than traditional aluminum oxide or zirconia alumina sanding discs, making them ideal for use in a production environment.

## REDUCE YOUR CYCLE TIME AND ELIMINATE BOTTLENECKS IN THE PRODUCTION PROCESS



Dia.	Arbor	Grit	Order No.	Std. Pkg.	Std. Ctn.
4 1/2"	7/8"	24	15X452	25	250
4 1/2"	7/8"	36	15X453	25	250
4 1/2"	7/8"	50	15X455	25	250
4 1/2"	7/8"	60	15X456	25	250
4 1/2"	7/8"	80	15X458	25	250
4 1/2"	7/8"	100	15X460	25	250
4 1/2"	7/8"	120	15X462	25	250
5"	7/8"	24	15X502	25	250
5"	7/8"	36	15X503	25	250
5"	7/8"	50	15X505	25	250
5"	7/8"	60	15X506	25	250
5"	7/8"	80	15X508	25	250
5"	7/8"	100	15X510	25	250
5"	7/8"	120	15X512	25	250
6"	7/8"	24	15X602	25	250
6"	7/8"	36	15X603	25	250
6"	7/8"	50	15X605	25	250
6"	7/8"	60	15X606	25	250
6"	7/8"	80	15X608	25	250
6"	7/8"	100	15X610	25	250
6"	7/8"	120	15X612	25	250
7"	7/8"	24	15X702	25	250
7"	7/8"	36	15X703	25	250
7"	7/8"	50	15X705	25	250
7"	7/8"	60	15X706	25	250
7"	7/8"	80	15X708	25	250
7"	7/8"	100	15X710	25	250
7"	7/8"	120	15X712	25	250

## COOLCUT XX™ 50 pack



Dia.	Arbor	Grit	Order No.	Std. Pkg.	Std. Ctn.
4 1/2"	7/8"	36	15X453B	50	400
4 1/2"	7/8"	50	15X455B	50	400
4 1/2"	7/8"	60	15X456B	50	400
4 1/2"	7/8"	80	15X458B	50	400
5"	7/8"	36	15X503B	50	400
5"	7/8"	50	15X505B	50	400
5"	7/8"	60	15X506B	50	400
5"	7/8"	80	15X508B	50	400



## XTRACUT™ QUICK-CHANGE


For faster disc changeouts

Our XTRACUT™ sanding discs are now available in a Quick-Change format for easier mounting and faster disc changeouts. Use with the new rubber backing pad for the best results.

New Quick-Change format allows you to save time on disc changes, significantly reducing lost time and associated labor costs over the course of the work day!



Dia.	Arbor	Grit	Equivalent Grit	Order No.	Max. RPM	Std. Pkg.	Std. Ctn.
4 1/2"	5/8"-11	X-COARSE	36+	15A473	13,000	25	250
4 1/2"	5/8"-11	COARSE	60+	15A476	13,000	25	250
4 1/2"	5/8"-11	MEDIUM	80+	15A478	13,000	25	250
5"	5/8"-11	X-COARSE	36+	15A523	12,200	25	250
5"	5/8"-11	COARSE	60+	15A526	12,200	25	250
5"	5/8"-11	MEDIUM	80+	15A528	12,200	25	250
6"	5/8"-11	X-COARSE	36+	15A623	10,200	25	250
7"	5/8"-11	X-COARSE	36+	15A723	8,600	25	250
7"	5/8"-11	COARSE	60+	15A726	8,600	25	250
7"	5/8"-11	MEDIUM	80+	15A728	8,600	25	250



- ▷ Ultra-fast removal rate
- ▷ Long life; high productivity
- ▷ Quick-Change attachment
- ▷ Ferrous-free formulation (will not contaminate stainless steel)
- ▷ V-STRONG™ backing improves durability for the most demanding applications.



## COOLCUT XX™ QUICK-CHANGE

With SPIN-ON™ system

Our COOLCUT XX™ sanding discs are available in a Quick-Change format for easier mounting and faster disc changeouts. Use with new rubber backing pads for the best results.



Dia.	Arbor	Grit	Order No.	Max. RPM	Std. Pkg.	Std. Ctn.
4 1/2"	5/8"-11	36	15X473	13,300	25	250
4 1/2"	5/8"-11	50	15X475	13,300	25	250
4 1/2"	5/8"-11	60	15X476	13,300	25	250
4 1/2"	5/8"-11	80	15X478	13,300	25	250
4 1/2"	5/8"-11	120	15X482	13,300	25	250
5"	5/8"-11	36	15X523	12,200	25	250
5"	5/8"-11	50	15X525	12,200	25	250
5"	5/8"-11	60	15X526	12,200	25	250
5"	5/8"-11	80	15X528	12,200	25	250
5"	5/8"-11	120	15X532	12,200	25	250
7"	5/8"-11	36	15X723	8,600	25	250
7"	5/8"-11	60	15X726	8,600	25	250
7"	5/8"-11	80	15X728	8,600	25	250
7"	5/8"-11	120	15X732	8,600	25	250




*The Quick-Change format allows you to save time on disc changes, significantly reducing lost time and associated labor costs over the course of the work day!*



### Tech tip!

Use with new rubber backing pads for 5/8"-11 threading

**EASIER MOUNTING  
AND FASTER DISC  
CHANGE OUTS**



- ▷ *Highest performance zirconia alumina sanding disc*
- ▷ *Highest total removal in the industry for a zirconia alumina disc*
- ▷ *Fast removal rate with cooler cutting to reduce heat generation and prevent warping or discoloration*
- ▷ *The ideal option for use on heat sensitive metals*

## TOPCUT™

Aggressive removal rate and extended disc life

TOPCUT™ sanding discs now remove material 50% faster than before, with a longer working life to help you maximize the efficiency of your production process. Designed using longer-lasting abrasive grains, TOPCUT™ is ideal for finishing applications on stainless steel and can improve your stock removal in more aggressive applications. Cooler sanding also guarantees your metal will not overheat, helping to preserve it and resulting in a higher quality finished product.



Dia.	Arbor	Grit	Order No.	Std. Pkg.	Std. Ctn.
4 1/2"	7/8"	24	15P452	25	250
4 1/2"	7/8"	36	15P453	25	250
4 1/2"	7/8"	60	15P456	25	250
4 1/2"	7/8"	80	15P458	25	250
5"	7/8"	24	15P502	25	250
5"	7/8"	36	15P503	25	250
5"	7/8"	60	15P506	25	250
5"	7/8"	80	15P508	25	250
7"	7/8"	24	15P702	25	250
7"	7/8"	36	15P703	25	250
7"	7/8"	60	15P706	25	250
7"	7/8"	80	15P708	25	250



- ▷ *Premium aluminum oxide abrasive grain blend*
- ▷ *High removal rate, cool cutting*
- ▷ *Most economical choice for finishing applications on steel*
- ▷ *The greatest selection of grit sizes of any WALTER sanding disc*

## COOLCUT™

General purpose sanding

COOLCUT™ is an economical solution for weld blending and finishing on steel surfaces.



Dia.	Arbor	Grit	Order No.	Std. Pkg.	Std. Ctn.
4 1/2"	7/8"	24	15C452	25	250
4 1/2"	7/8"	36	15C453	25	250
4 1/2"	7/8"	40	15C454	25	250
4 1/2"	7/8"	50	15C455	25	250
4 1/2"	7/8"	60	15C456	25	250
4 1/2"	7/8"	80	15C458	25	250
4 1/2"	7/8"	100	15C460	25	250
4 1/2"	7/8"	120	15C462	25	250
5"	7/8"	24	15C502	25	250
5"	7/8"	36	15C503	25	250
5"	7/8"	40	15C504	25	250
5"	7/8"	50	15C505	25	250
5"	7/8"	60	15C506	25	250
5"	7/8"	80	15C508	25	250
5"	7/8"	100	15C510	25	250
5"	7/8"	120	15C512	25	250
7"	7/8"	24	15C702	25	250
7"	7/8"	36	15C703	25	250
7"	7/8"	40	15C704	25	250
7"	7/8"	50	15C705	25	250
7"	7/8"	60	15C706	25	250
7"	7/8"	80	15C708	25	250
7"	7/8"	100	15C710	25	250
7"	7/8"	120	15C712	25	250

### Tech tip!

Use COOLCUT™ sanding discs with an orange backing pad to achieve a consistent scratch pattern for finishing operations.

## ERGOFLEX™

When employee safety and ergonomics are top priorities

ERGOFLEX™ is an abrasive that combines our proprietary Cyclone™ Technology grain blend with a Type 29 disc design to provide a solution for professionals looking to maximize workplace safety and ergonomics without sacrificing productivity. These wheels allow for a more comfortable working angle than Type 27 depressed center grinding wheels while minimizing the amount of noise and dust created during weld blending operations. The aggressive 36 grit abrasive grain blend also removes material quickly, allowing you to strike a perfect balance between comfort, safety, and productivity.

- ▷ **Advanced Cyclone™ Technology abrasive grain blend removes material fast for improved productivity**
- ▷ **Designed for extremely smooth, comfortable blending of both flat and curved surfaces**
- ▷ **Reduces the amount of dust generated by 95% compared to traditional grinding wheels**
- ▷ **Reduces the level of noise generated by 50% compared to a traditional grinding wheel**
- ▷ **Less risk of gouging compared to traditional grinding wheels**

### TYPE 29



Fe-S-CI  
<0.1%



Dia.	Arbor	Grit	Order No.	Max. RPM	Std. Pkg.	Std. Ctn.																				
4 1/2"	7/8"	36	15T453	13,300	25	200																				
4 1/2"	7/8"	60	15T456	13,300	25	200																				
4 1/2"	7/8"	80	15T458	13,300	25	200																				
5"	7/8"	36	15T503	12,200	25	200																				
5"	7/8"	60	15T506	12,200	25	200																				
5"	7/8"	80	15T508	12,200	25	200																				
6"	7/8"	36	15T603	10,200	25	100																				
6"	7/8"	60	15T606	10,200	25	100																				
6"	7/8"	80	15T608	10,200	25 </tr <tr> <td>7"</td> <td>7/8"</td> <td>36</td> <td>15T703</td> <td>8,600</td> <td>25</td> <td>100</td> </tr> <tr> <td>7"</td> <td>7/8"</td> <td>60</td> <td>15T706</td> <td>8,600</td> <td>25</td> <td>100</td> </tr> <tr> <td>7"</td> <td>7/8"</td> <td>80</td> <td>15T708</td> <td>8,600</td> <td>25</td> <td>100</td> </tr>	7"	7/8"	36	15T703	8,600	25	100	7"	7/8"	60	15T706	8,600	25	100	7"	7/8"	80	15T708	8,600	25	100
7"	7/8"	36	15T703	8,600	25	100																				
7"	7/8"	60	15T706	8,600	25	100																				
7"	7/8"	80	15T708	8,600	25	100																				

Always use with flange 30B030.



### Tech tip!

Use with backing flange set 30B030 for best results. (Each pack of 25 comes with one backing flange set for your convenience)



30B030

30B031

### Accessories

Backing flange set	<b>Order No. 30B030</b>
Ergoflange 1/4" (6 mm) Pack of 5	<b>Order No. 30B031</b>



# BACKING PADS



Backing Pads	Backing Pad Assembly – Orange Backing Pads	Turbo Backing Pads - White	Turbo Backing Pads - Black	Rubber Backing Pad
<b>Application Need</b>	General purpose backing pad. Offers extra comfort and flexibility and is made from high-quality impact-resistant plastic.	Soft white pad for finishing where a wider contact area is required. Offers extra flexibility and longer life and is recommended for grit 60 and finer.	Hard black pad for weld blending and high stock removal. Offers longer life and is recommended for grit 50 and coarser.	Thick rubber orange pad for heavy-duty applications. Offers superior flexibility, exceptional resistance to wear and tear, and the longest lifespan.
<b>Durability</b>	•	• •	• • •	• • • •
<b>Flexibility</b>	• • • •	• • •	•	• •
<b>Diameter</b>	<ul style="list-style-type: none"> <li>• 4"</li> <li>• 4 1/2"</li> <li>• 5"</li> <li>• 6"</li> <li>• 7"</li> </ul>	<ul style="list-style-type: none"> <li>• 4 1/2"</li> <li>• 5"</li> <li>• 6"</li> <li>• 7"</li> </ul>	<ul style="list-style-type: none"> <li>• 4 1/2"</li> <li>• 5"</li> <li>• 6"</li> <li>• 7"</li> </ul>	<ul style="list-style-type: none"> <li>• 4 1/2"</li> <li>• 5"</li> <li>• 6"</li> <li>• 7"</li> </ul>
<b>Works Best With</b>	COOLCUT XX™, TOPCUT™, COOLCUT™	All Fiber Discs	XTRACUT XX™, XTRACUT™, COOLCUT XX™	XTRACUT XX™, XTRACUT™, COOLCUT XX™



▷ High-quality impact resistant plastic with maximum flexibility

## BACKING PAD ASSEMBLIES

The economical choice for light-duty work and maximum flexibility.



Dia.	Arbor	Order No.	Max. RPM	Std. Pkg.	Std. Ctn.
4"	M10 × 1.25	15D030	15,000	1	10
4"	3/8"-24	15D035	15,000	1	10
4 1/2"	5/8"-11	15D044	13,300	1	10
5"	5/8"-11	15D054	12,200	1	10
6"	5/8"-11	15D064	10,200	1	10
7"	5/8"-11	15D027	8,600	1	10

## BACKING PADS



- ▷ *Hard black pad, for weld blending and high stock removal*
- ▷ *Excellent heat dissipation for longer life*
- ▷ *Recommended for grit 50 and coarser*



### **TURBO BACKING PAD ASSEMBLIES (Black and white)**

Special saucer-shaped backing pad with ribbed backing. Ensures a continuous stream of air between pad and disc for cool operation and long disc life. The ideal choice for COOLCUT XX™.



Dia.	Arbor	Color	Order No.	Max. RPM	Std. Pkg.	Std. Ctn.
4 1/2"	5/8"-11	Black	15M044	13,300	1	10
4 1/2"	5/8"-11	White	15M045	13,300	1	10
5"	5/8"-11	Black	15M054	12,200	1	10
5"	5/8"-11	White	15M055	12,200	1	10
6"	5/8"-11	Black	15M064	10,200	1	10
6"	5/8"-11	White	15M065	10,200	1	10
7"	5/8"-11	Black	15M007	8,600	1	10
7"	5/8"-11	White	15M008	8,600	1	10

- ▷ *Soft white pad, extra flexible for surface finishing where a wider contact area is required*
- ▷ *Excellent heat dissipation for longer life*
- ▷ *Recommended for grit 60 and finer*
- ▷ *New nut – easier to tighten by hand*

### **HIGH-PERFORMANCE RUBBER BACKING PAD ASSEMBLIES**

High-performance rubber backing pad withstands pressure while providing superior flexibility. This backing pad can be used with sanding discs with 7/8" hole as well as Quick-Change sanding discs COOLCUT XX™, XTRACUT™, AND XTRACUT XX™.



**SPIN-ON**

Dia.	Arbor	Order No.	Max. RPM	Std. Pkg.	Std. Ctn.
4 1/2"	5/8"-11	15D144	13,300	1	10
5"	5/8"-11	15D154	12,200	1	10
6"	5/8"-11	15D164	10,200	1	10
7"	5/8"-11	15D127	8,600	1	10



- ▷ *Optimal flexibility*
- ▷ *Withstands high pressure*
- ▷ *Longest-lasting backing with medium flexibility*

#### Accessories

##### Clamping nuts for rubber backing pad

For 4 1/2" and 5" rubber backing pads

**Order No.** 15D024

For 7" rubber backing pads

**Order No.** 15H025

Pin key for rubber backing pad

**Order No.** 48Z149

# FLAP WHEELS



### GRIT - FEPA EQUIVALENT

Medium	150
Fine	180
Extra fine	220
Extra fine, flexible	220
Polishing	360

### Accessories

#### Reducer bushing

1" wide, from 1 1/4" to 1", 3/4", 5/8", 1/2".

Order No. 12E010



#### Mandrel for finishing wheels

Plastic, 8 mm shaft, self-expanding, flush mounting for 1" thick wheels

Order No. 07C003



### Accessories

#### Steel flanges

Reducer from 1" to 5/8" spindle

Order No. 15G962



## TWO-IN-ONE™ FLAP WHEELS

Combine two steps in one. The TWO-IN-ONE™ Flap Wheels remove material nearly as fast as regular flap wheels while leaving a finer finish.



Dia.	Width	Shaft	Grit	Order No.	Max. RPM	Optimal RPM	Std. Pkg.	Std. Ctn.
2"	1"	1/4"	Fine	15E124	12,000	8,400	1	10
2"	1"	1/4"	Extra fine	15E126	12,000	8,400	1	10
3"	1 3/4"	1/4"	Medium	15E162	8,000	5,600	1	10
3"	1 3/4"	1/4"	Fine	15E164	8,000	5,600	1	10
3"	1 3/4"	1/4"	Extra fine	15E166	8,000	5,600	1	10
3"	1 3/4"	1/4"	Extra fine, flex.	15E167	8,000	5,600	1	10
3"	1 3/4"	1/4" *	Polishing	15E168	8,000	5,600	1	10

\* BLENDX™ non-woven material only.



Dia.	Width	Arbor Hole	Grit	Order No.	Max. RPM	Optimal RPM	Std. Pkg.	Std. Ctn.
6"	1"	1 1/4"	Fine	15E295	3,600	2,500	1	10
6"	1"	1 1/4"	Extra fine	15E296	3,600	2,500	1	10

## COOLCUT™ FLAP WHEELS

Excellent for weld blending and general finishing work. Mounted with a pair of flanges for use on straight shaft or bench grinders.



Dia.	Width	Arbor	Grit	Order No.	Max. RPM	Std. Pkg.	Std. Ctn.
6 1/2"	1"	1"	60	15G206	5,200	1	10
6 1/2"	1"	1"	80	15G208	5,200	1	10
6 1/2"	1"	1"	120	15G212	5,200	1	10
6 1/2"	2"	1"	60	15G306	5,200	1	10
6 1/2"	2"	1"	80	15G308	5,200	1	10
6 1/2"	2"	1"	120	15G312	5,200	1	10



# COOLCUT™ FLAP WHEELS

High quality and a consistent finish

COOLCUT™ Flap Wheels are ideal for general purpose blending, shaping, and deburring. They are made from the highest quality abrasive grains and are perfectly balanced to provide a uniform, grained satin finish. No matter the application, COOLCUT™ Flap Wheels provide consistently excellent results.

## 1/4" SHAFT




Dia.	Width	Grit	Order No.	Max. RPM	Optimal RPM	Std. Pkg.*	Std. Ctn.
5/8"	3/4"	60	15F016	30,000	15,000	10	100
5/8"	3/4"	80	15F018	30,000	15,000	10	100
3/4"	3/4"	120	15F022	30,000	15,000	10	100
3/4"	3/4"	180	15F028	30,000	15,000	10	100
1"	3/8"	40	15F054	30,000	15,000	10	100
1"	3/8"	60	15F056	30,000	15,000	10	100
1"	3/8"	80	15F058	30,000	15,000	10	100
1"	3/8"	120	15F062	30,000	15,000	10	100
1"	1"	40	15F154	30,000	15,000	10	100
1"	1"	60	15F156	30,000	15,000	10	100
1"	1"	80	15F158	30,000	15,000	10	100
1"	1"	120	15F162	30,000	15,000	10	100
1 1/2"	3/8"	40	15F004	25,000	13,000	10	100
1 1/2"	3/8"	60	15F006	25,000	13,000	10	100
1 1/2"	3/8"	80	15F008	25,000	13,000	10	100
1 1/2"	3/8"	120	15F012	25,000	13,000	10	100
1 1/2"	1"	40	15F104	25,000	13,000	10	100
1 1/2"	1"	60	15F106	25,000	13,000	10	100
1 1/2"	1"	80	15F108	25,000	13,000	10	100
1 1/2"	1"	120	15F112	25,000	13,000	10	100
1 1/2"	1"	240	15F124	25,000	13,000	10	100
2 1/2"	1 1/2"	40	15F504	20,000	11,000	10	100
2 1/2"	1 1/2"	60	15F506	20,000	11,000	10	100
2 1/2"	1 1/2"	80	15F508	20,000	11,000	10	100
2 1/2"	1 1/2"	120	15F512	20,000	11,000	10	100
2 1/2"	1 1/2"	240	15F524	20,000	11,000	10	100
2"	3/8"	40	15F204	25,000	13,000	10	100
2"	3/8"	60	15F206	25,000	13,000	10	100
2"	3/8"	80	15F208	25,000	13,000	10	100
2"	3/8"	120	15F212	25,000	13,000	10	100
2"	1"	40	15F304	25,000	13,000	10	100
2"	1"	60	15F306	25,000	13,000	10	100
2"	1"	80	15F308	25,000	13,000	10	100
2"	1"	120	15F312	25,000	13,000	10	100
2"	1"	80	15F313	20,000	11,000	10	100
2"	1"	240	15F324	25,000	13,000	10	100
3"	1"	40	15F704	20,000	11,000	10	100
3"	1"	60	15F706	20,000	11,000	10	100
3"	1"	80	15F708	20,000	11,000	10	100
3"	1"	40	15F709	20,000	11,000	10	100
3"	1"	60	15F711	20,000	11,000	10	100
3"	1"	120	15F712	20,000	11,000	10	100
3"	1"	60	15F713	20,000	11,000	10	100
3"	1 1/2"	40	15F804	20,000	11,000	10	100
3"	1 1/2"	60	15F806	20,000	11,000	10	100
3"	1 1/2"	80	15F808	20,000	11,000	10	100
3"	1 1/2"	120	15F812	20,000	11,000	10	100
3"	1 1/2"	240	15F824	20,000	11,000	10	100
3"	2"	40	15F904	20,000	11,000	10	100
3"	2"	60	15F906	20,000	11,000	10	100
3"	2"	80	15F908	20,000	11,000	10	100
3"	2"	120	15F912	20,000	11,000	10	100

\* Can also be sold by the unit.



# HAND ABRASIVES



**Hand pads:**

- ▷ Pads are washable and can be reused
- ▷ Replace steel wool with no rusting, splintering, or contamination of the workpiece



**Rolls:**

- ▷ Can easily be cut into strips of desired size
- ▷ For manual or machine operations
- ▷ Ideal for removing rust and corrosion

## BLENDIX™ HAND FINISHING ABRASIVES

Flexible rolls and sheets for general purpose sanding, deburring, surface cleaning, and finishing. They easily adapt to irregular surfaces making them indispensable in repair or maintenance applications.

Fe-S-CI  
<0.1%



**HAND PADS**


Size	Order No.	Color	Type	Std. Pkg.
6" x 9"	07A100	Maroon	Blending	60
6" x 9"	07A200	Grey	Finishing/Polishing	60
6" x 9"	07A300	Tan	Heavy-duty	60
6" x 9"	07A400	Green	General purpose	60
6" x 9"	07A500	White	Cleaning	60
6" x 9"	07A600	Black	Finishing/Surface Preparation	60

**Accessory**

**Hand pad holder**

With molded hook pattern for positive pad holding and easy grip handle  
3" x 6"

Order No. 07A001



**ROLLS**

Fe-S-CI  
<0.1%



Width	Length	Order No.	Color	Type	Std. Pkg.	Std. Ctn.
4"	30'	07B104	Maroon	Blending	1	10
4"	30'	07B204	Grey	Finishing/Polishing	1	10
4"	30'	07B304	Tan	Heavy-duty	1	10
4"	30'	07B404	Green	General purpose	1	10
4"	30'	07B504	White	Cleaning	1	10

**Tech tip!**

Use white hand pad (Order no.: 07A500) or roll (Order no.: 07B504) with SURFOX™ PRE-WELD to clean soiled surfaces.



**SURFOX™ PRE-WELD**  
Order No. 54A083

# COOLCUT™ SHOP ROLLS AND HAND SHEETS

COOLCUT™ cloth abrasives are made from fast-cutting aluminum oxide grain resin-bonded onto a wear-resistant high-quality cotton cloth backing for cool and effective cutting. Get through general sanding, light removal and deburring, surface cleaning, and finishing fast.

## SHOP ROLLS

Fe-S-CI  
<0.1%



Width	Length	Grit	Order No.	Std. Pkg.	Std. Ctn.
1"	50 yards	60	14C106	1	10
1"	50 yards	80	14C108	1	10
1"	50 yards	100	14C110	1	10
1"	50 yards	120	14C112	1	10
1"	50 yards	180	14C118	1	10
1"	50 yards	240	14C124	1	10
1"	50 yards	320	14C132	1	10
1 ½"	50 yards	60	14C206	1	10
1 ½"	50 yards	80	14C208	1	10
1 ½"	50 yards	100	14C210	1	10
1 ½"	50 yards	120	14C212	1	10
1 ½"	50 yards	180	14C218	1	10
1 ½"	50 yards	240	14C224	1	10
1 ½"	50 yards	320	14C232	1	10
2"	50 yards	60	14C306	1	10
2"	50 yards	80	14C308	1	10
2"	50 yards	100	14C310	1	10
2"	50 yards	120	14C312	1	10
2"	50 yards	180	14C318	1	10
2"	50 yards	240	14C324	1	10
2"	50 yards	320	14C332	1	10



- ▷ Premium J-weight cloth backing for long life and flexibility
- ▷ Ideal for use in maintenance shops, machine shops, manufacturing plants, and more
- ▷ Safe for use on all metals

## HAND SHEETS

Fe-S-CI  
<0.1%



Dimensions	Grit	Order No.	Std. Pkg.	Std. Ctn.
9" x 11"	40	14A904	25	250
9" x 11"	40	14A904A	5	250
9" x 11"	60	14A906	25	250
9" x 11"	60	14A906A	5	250
9" x 11"	80	14A908	25	250
9" x 11"	80	14A908A	5	250
9" x 11"	100	14A910	25	250
9" x 11"	100	14A910A	5	250
9" x 11"	120	14A912	25	250
9" x 11"	120	14A912A	5	250
9" x 11"	180	14A918	25	250
9" x 11"	180	14A918A	5	250
9" x 11"	240	14A924	25	250
9" x 11"	240	14A924A	25	250
9" x 11"	320	14A932	25	250
9" x 11"	320	14A932A	5	250



- ▷ Woven backing is extra tough but tears straight for easy sizing
- ▷ Wear resistant and high performing
- ▷ Long lasting and cool cutting

\* 2 x 14A932, 2 x 14A918, 1 x 14A906



# LINEAR SURFACE FINISHING SYSTEM



## The LINE-MATE linear surface finishing system

is the most versatile tool for applications that involve applying a linear scratch pattern. LINE-MATE features a complete range of innovative abrasives designed to match any linear finish and reduce your finishing costs. Whether you work with stainless steel, aluminum, brass, copper, or other alloys, LINE-MATE allows you to achieve the desired finish quickly and with minimal effort.

*This is the finish you get for each product if used on a 2B stainless steel surface.*



DRUMS	Product	Application	Product category	Type of finish	Pre-finishing	Coarse finish	Sanitary	Pharma	Light polish	Mirror finish
				Ra	(>60 μin)	(60-50 μin)	(40-25 μin)	(16-12 μin)	(8-4 μin)	(4-1 μin)
				Grit size						
DRUMS	FX™ Drums @2000 RPM	Cleaning	07-L	Coarse						
		COOLCUT™ Flap Drums @2000 RPM	Graining	07-J	40					
	60									
	80									
	120									
	BLENDX™ Drums @2000 RPM	Finishing	07-M	Coarse						
				Medium						
				Fine						
				Super Fine						
				Ultra Fine						
	2-in-1 TURBO Drums @2000 RPM	Graining	07-K	60						
	2-in-1 Drums @2000 RPM	Linear finishing	07-K	80						
Buffing Drums and polishing pastes @2000 RPM	Applying a mirror finish	07T+ paste	Instant Polish 1000-1500							
		07T+ paste	Ultimate Shine 2000-2500							

BELTS	Product	Application	Product category	Type of finish	Pre-finishing	Coarse finish	Sanitary	Pharma	Light polish	Mirror finish
				Ra	(>60 μin)	(60-50 μin)	(40-25 μin)	(16-12 μin)	(8-4 μin)	(4-1 μin)
				Grit size						
BELTS	Cloth Drum Belts @2000 RPM	Removing deep scratches (stock removal)	07-F	40						
				60						
				80						
				120						
	BLENDX™ Drum Belts @2000 RPM	Graining and finishing	07-H	Coarse						
				Medium						
				Fine						
				Super Fine						
	High Polish Drum Belts, Instant Polish Drum Belts and polishing pastes	Applying a mirror finish	07T+ paste	Instant Polish 1000-1500						
			07T+ paste	Ultimate Shine 2000-2500						

# LINE-MATE LINEAR SURFACE FINISHING SYSTEM

The professional choice for applying a linear finish

The LINE-MATE III™ surface finishing system is the most versatile method for all applications where a linear scratch pattern is required. Whether you need to grind, sand, clean, buff, or polish a metal surface, this system offers the most complete range of products to match the desired surface finish.


LINE-MATE III™ high efficiency drum sander  
See page 162 for details

Pneumatic drum and belts




Drive roller and T-LOCK™ belts - for pipes, tubing and railings

Drums



- ▷ Ideal for graining and light metal removal and as a first step in the finishing process
- ▷ Will give a consistent and uniform finish
- ▷ Will not load or glaze



- ▷ Combine two finishing steps into one: The coated abrasive cloth cuts aggressively while the interweaved BLENDX™ flaps produce a satin linear finish



- ▷ Removes like a grinding belt while the interweaved BLENDX™ flaps produce a #3 finish

## COOLCUT™ FLAP DRUMS



Dia.	Width	Arbor	Grit	Order No.	Max. RPM	Std. Pkg.	Std. Ctn.
4 1/4"	2"	5/8"-11	40	07J424	3,800	1	10
4 1/4"	2"	5/8"-11	60	07J426	3,800	1	10
4 1/4"	2"	5/8"-11	80	07J428	3,800	1	10
4 1/4"	2"	5/8"-11	120	07J432	3,800	1	10
4 1/4"	4"	5/8"-11	40	07J444	3,800	1	10
4 1/4"	4"	5/8"-11	60	07J446	3,800	1	10
4 1/4"	4"	5/8"-11	80	07J448	3,800	1	10
4 1/4"	4"	5/8"-11	120	07J452	3,800	1	10

## TWO-IN-ONE™ DRUMS



Dia.	Width	Arbor	Grit	Order No.	Max. RPM	Std. Pkg.	Std. Ctn.
4 1/2"	2"	5/8"-11	80	07K422	3,800	1	10
4 1/2"	4"	5/8"-11	80	07K442	3,800	1	10

## ALLSTEEL™ TWO-IN-ONE™ DRUMS



Dia.	Width	Arbor	Grit	Order No.	Max. RPM	Std. Pkg.	Std. Ctn.
4 1/4"	2"	5/8"-11	80	07K322	3,800	1	10
4 1/4"	4"	5/8"-11	80	07K342	3,800	1	10

## TWO-IN-ONE™ TURBO DRUMS



Dia.	Width	Arbor	Grit	Order No.	Max. RPM	Std. Pkg.	Std. Ctn.
4 1/2"	2"	5/8"-11	60	07K421	3,800	1	10
4 1/2"	4"	5/8"-11	60	07K441	3,800	1	10

## BLENDEX™ DRUMS



Dia.	Width	Arbor	Grit	Order No.	Max. RPM	Std. Pkg.	Std. Ctn.
4 1/2"	2"	5/8"-11	Coarse	07M422	3,800	1	10
4 1/2"	2"	5/8"-11	Medium	07M423	3,800	1	10
4 1/2"	2"	5/8"-11	Fine	07M424	3,800	1	10
4 1/2"	2"	5/8"-11	Super fine	07M425	3,800	1	10
4 1/2"	4"	5/8"-11	Coarse	07M441	* 3,800	1	10
4 1/2"	4"	5/8"-11	Coarse	07M442	* 3,800	1	10
4 1/2"	4"	5/8"-11	Medium	07M443	* 3,800	1	10
4 1/2"	4"	5/8"-11	Fine	07M444	3,800	1	10
4 1/2"	4"	5/8"-11	Super fine	07M445	3,800	1	10
4 1/2"	4"	5/8"-11	Ultra fine	07M446	** 3,800	1	10



- ▷ Can be used to polish, burnish, blend, deburr, clean, and brighten stainless steel, aluminum, brass, copper, and other alloys
- ▷ High quality non-wovens
- ▷ High flap density due to high compression during the manufacturing process

## ALLSTEEL™ BLENDEX™ DRUMS



Dia.	Width	Arbor	Grit	Order No.	Max. RPM	Std. Pkg.	Std. Ctn.
4 1/4"	2"	5/8"-11	Coarse	07M322	3,800	1	10
4 1/4"	2"	5/8"-11	Medium	07M323	3,800	1	10
4 1/4"	2"	5/8"-11	Fine	07M324	3,800	1	10
4 1/4"	4"	5/8"-11	Coarse	07M342	3,800	1	10
4 1/4"	4"	5/8"-11	Medium	07M343	3,800	1	10
4 1/4"	4"	5/8"-11	Fine	07M344	3,800	1	10

\* 07M442 and 07M443: Now with "Perfect Brushed Finish" technology. Exclusive to WALTER, this technology provides a shadow-free finish right from the start.

\*\* Ultra-Fine HG (High Gloss) drums are ideal for enhancing and brightening existing finishes, taking out stains in metals and bringing out a new lustre in work surfaces.



- ▷ Foam impregnation makes the drums denser and longer-lasting
- ▷ Can be used in water
- ▷ For high-density applications such as deburring

## BLENDEX™ FOAM DRUMS



Dia.	Width	Arbor	Grit	Order No.	Max. RPM	Std. Pkg.	Std. Ctn.
4 1/2"	2"	5/8"-11	Coarse	07M411	3,800	1	10
4 1/2"	4"	5/8"-11	Super Fine	07P445	3,800	1	10

## INOX TAPE

Excellent for a perfect mitred corner finish

Length	Width	Thick.	Order No.	Std. Pkg.
16' 3/8"	1 37/64"	3/600"	07T100	1
30'	3/4"	1/100"	07T105	1

- ▷ Thin stainless steel tape with adhesive strip
- ▷ Use only on cool surfaces



## BUFFING DRUMS



Dia.	Width	Arbor	Grit	Order No.	Max. RPM	Optimal RPM	Std. Pkg.	Std. Ctn.
4 3/4"	2"	5/8"-11	Multi-ply cotton	07T425	3,800	1,700 to 2,200	1	10
4 3/4"	2"	5/8"-11	Fold cotton	07T427	3,800	1,700 to 2,200	1	10

Use with polishing pastes.

- ▷ Popular applications include upgrading of #4 finishes, polishing to a food grade finish, repairing minor scratches, etc.



Multi-Ply (Harder)      Fold (Softer)


- ▷ Ideal for enhancing and brightening existing finishes, taking out stains in metals and bringing out a new lustre in work surfaces
- ▷ Use with polishing pastes for a mirror finish

## HIGH POLISH™ DRUM BELTS



Width	Length	Dia.	Color	Order No.	Std. Pkg.	Std. Ctn.
5 3/8"	11 5/8"	3 1/2"	White	07T530	1	10
5 3/8"	11 5/8"	3 1/2"	Yellow	07T534	1	10





## PNEUMATIC DRUMS



### Accessories

Photo	Width	Dia.	Arbor	Max. RPM	Order No.
A	3 1/2"	5"	5/8"-11	3,800	07F037*
B	5 3/8"	3 1/2"	5/8"-11	3,800	07F051

\*MUST USE extension for pneumatic drum A

### Replacement rubber bladder assemblies

3 1/2" x 5" (for drum A)	07F093
5 3/8" x 3 1/2" (for drum B)	07F095
Valve core for both drums	07F013

Put a cushion of air between your abrasives to:

- ▷ Eliminate edge cutting and swirl marks
- ▷ Increase sandpaper life by reducing heat build-up
- ▷ Allow more flexibility – conforms to curved surfaces

- ▷ Improves productivity with 3 inserts to allow easy drum belt change



- ▷ Longer lasting due to its premium rubber material
- ▷ Eliminates the need to have access to an air line
- ▷ With metal spin-on arbor – 5/8"-11\*

## EXPANDING DRUM



### Accessory

Width	Dia.	Arbor	Max. RPM	Order No.
5 3/8"	3 1/2"	5/8"-11	3,800	07F061



## COOLCUT XX™ DRUM BELTS



- ▷ Allows you to create or restore linear finishes, level off small welds, round corners, remove deep scratches, etc.
- ▷ Equipped with taped butt-joints for longer life and higher removal rates

Width	Length	Dia.	Grit	Order No.	Std. Pkg.	Std. Ctn.
3 1/2"	15 1/2"	5"	40 TOPCUT	07F364	5	100
3 1/2"	15 1/2"	5"	60 COOLCUT XX	07F366	5	100
3 1/2"	15 1/2"	5"	80 COOLCUT XX	07F368	5	100
3 1/2"	15 1/2"	5"	120 COOLCUT XX	07F371	5	100
5 3/8"	11 5/8"	3 1/2"	40 TOPCUT	07F504	5	100
5 3/8"	11 5/8"	3 1/2"	60 COOLCUT XX	07F506	5	100
5 3/8"	11 5/8"	3 1/2"	80 COOLCUT XX	07F508	5	100
5 3/8"	11 5/8"	3 1/2"	120 COOLCUT XX	07F511	5	100



- ▷ **Coarse:** For tough cleaning or removing rust and small scratches
- ▷ **Medium:** For conditioning and removing surface imperfections
- ▷ **Fine:** For fine surface refinements
- ▷ **Super fine:** Use to produce decorative finishes or as a last step before applying a mirror finish

## BLENDEX™ DRUM BELTS



Width	Length	Dia.	Grit	Order No.	Std. Pkg.	Std. Ctn.
3 1/2"	15 1/2"	5"	Coarse	07H362	1	10
3 1/2"	15 1/2"	5"	Medium	07H363	1	10
3 1/2"	15 1/2"	5"	Fine	07H364	1	10
3 1/2"	15 1/2"	5"	Super fine	07H365	1	10
5 3/8"	11 5/8"	3 1/2"	Coarse	07H502	1	10
5 3/8"	11 5/8"	3 1/2"	Medium	07H503	1	10
5 3/8"	11 5/8"	3 1/2"	Fine	07H504	1	10
5 3/8"	11 5/8"	3 1/2"	Super fine	07H505	1	10



- ▷ Achieve a #8 mirror finish in just one step
- ▷ The polishing paste comes pre-applied on the belt
- ▷ Packed in a resealable bag that protects the belt from contaminants and drying




- ▷ Ideal for cleaning or finishing pipes, tubes, and railings
- ▷ Produces a new sheen on tarnished pipes
- ▷ T-Lock allows quick and easy access when finishing closed loop workpieces



**Accessory**

**Belt drive roller**  
3 1/4" x 2 3/4" x 5/8"-11  
Order No. 07F002



- ▷ Allows you to use T-Lock belts with the Line-Mate III tool for finishing pipes, tubing, and railing



**INSTANT POLISH™ DRUM BELTS**

One-step solution for achieving a #8 mirror finish



Width	Length	Dia.	Order No.	Std. Pkg.	Std. Ctn.
5 3/8"	11 5/8"	3 1/2"	07T536	1	10

**BLENDEX™ T-LOCK BELTS**



Width	Length	Grit	Color	Order No.	Std. Pkg.	Std. Ctn.
1 3/16"	24"	Coarse	Tan	07H242	3	48
1 3/16"	24"	Medium	Maroon	07H243	3	48
1 3/16"	24"	Fine	Blue	07H244	3	48
1 3/16"	24"	Super fine	Grey	07H245	3	48

**T-LOCK POLISHING FELT BELT**



Width	Length	Color	Order No.	Std. Pkg.	Std. Ctn.
1 3/16"	24"	White	07T225	3	48

Use with polishing paste.



**HAND RAIL FINISHING KIT**

Order No. 07H992

**Includes:**

- 1 belt drive roller (07F002)
- 4 BLENDEX™ strip belts:
  - 1 coarse (07H242)
  - 1 medium (07H243)
  - 1 fine (07H244),
  - 1 super fine (07H245).

## FX™ FLEX DRUMS

Clean welds and finish the surface in one step

Use the FX™ FLEX drum to easily clean TIG and MIG welds while leaving a fine #4 finish on your metal surfaces. This product is ideal for cleaning uneven surfaces like checker plates. FX™ FLEX drums are made with a lower-density material which allows you to achieve a perfectly uniform fine #4 finish on your metal surfaces. Save time and replace multiple tools with just one with FX™ FLEX drums.



Dia.	Width	Arbor	Grit	Order No.	Max. RPM	Std. Pkg.	Std. Ctn.
4 1/2"	2"	5/8"-11	Flex coarse	07L422	3,800	1	10
4 1/2"	4"	5/8"-11	Flex coarse	07L442	3,800	1	10

### FX™ DRUMS



Dia.	Width	Arbor	Grit	Order No.	Max. RPM	Std. Pkg.	Std. Ctn.
4 1/2"	2"	5/8"-11	Coarse	07L420	3,800	1	10
4 1/2"	4"	5/8"-11	Coarse	07L440	3,800	1	10

### FX™ DRUMS REVERSIBLE



Dia.	Width	Arbor	Grit	Order No.	Max. RPM	Std. Pkg.	Std. Ctn.
4 1/2"	4"	5/8"-11	Coarse	07L441	3,800	1	10

### LINEAR CRIMPED BRUSHES



Dia.	Width	Arbor	Wire size	Wire type	Order No.	Max. RPM	Std. Pkg.	Std. Ctn.
4 1/2"	2"	5/8"-11	.01"	Tempered steel	13M454	4,000	1	10

### LINEAR CRIMPED BRUSHES



Dia.	Width	Arbor	Wire size	Wire type	Order No.	Max. RPM	Std. Pkg.	Std. Ctn.
4 1/2"	2"	5/8"-11	.01"	S/S 304	13M464	4,000	1	10

## LINE-MATE III™ SYSTEM

Linear finishing made easy

The LINE-MATE III™ is a versatile variable speed tool that allows you to quickly and easily apply a wide range of linear finishes to metal surfaces. Its powerful motor will help you complete even the toughest jobs with ease. RPM remains constant under load for a consistent and uniform finish every time. When you have a project that requires a linear scratch pattern applied to the surface, trust LINE-MATE to get the job done quickly and efficiently.

#### Includes:

- 1 LINE-MATE III™ with standard equipment plus carrying case
- 1 expanding drum (07F061)
- 6 cloth drum belts (2 each grit: 60: 07F506, 80: 07F508 and 120: 07F511)
- 2 BLENDEX™ drum belts (Coarse: 07H502, medium: 07H503)
- 1 TWO-IN-ONE™ drum (4 1/4" x 4": 07K342)
- 1 BLENDEX™ drum (4 1/4" x 4" medium: 07M343)

Model	Order No.	Spindle RPM	Thread	Motor	Amps	Weight
6268 KIT	30A269	1,000–3,800	5/8"-11	120V A.C. only	12.4 A	16 lbs



- ▷ More flexible non-woven mesh – cleans any uneven surface
- ▷ Clean TIG and MIG welds and leave a fine #4 finish
- ▷ Perfect on stainless steel



- ▷ Open web-like construction assures cool operation that resists loading
- ▷ Will strip paint with ease, remove rust and scale
- ▷ Firm coarse non-woven flaps for tough cleaning applications



- ▷ Reversible for uniform wear on uneven surfaces



- ▷ Perfect for a ready-to-paint finish
- ▷ Cleans large surfaces faster
- ▷ Provides a smooth linear finish
- ▷ The best solution to clean uneven surfaces

- ▷ Follows the direction of the grain
- ▷ The fastest way to clean oxidized and discolored welds



Scan the QR code to learn how the Line-Mate™ III can help you achieve consistent linear finishes



FINISHING TUBES, RAILS AND PIPES

**RAIL-MATE™**

Remove welds and finish pipes, tubes and railings faster

The RAIL-MATE™ allows you to use our premium abrasive products in a new belt format to finish pipes, tubes, and railings. This powerful finishing tool features variable speed settings so that you can tackle any job from blending welds or heavy stock removal all the way to polishing and finishing surfaces. Easily create a linear scratch pattern around the circumference of pipes, tubes, and rails with RAIL-MATE™.

See page 161 for more details



**TACKLE ANY APPLICATION**  
FROM HEAVY STOCK  
REMOVAL TO POLISHING

**Benefits**

- ▷ Allows you to quickly switch between abrasives to take time and cost out of finishing jobs
- ▷ Durable industrial tool that is built to last, saving you from having to replace your power tools every few months
- ▷ Designed to exceed all safety standards, creating a safer work environment

**Features**

- ▷ Dialspeed™ variable speed control allows you to quickly go from 1,600-3,200 RPM to tackle any application from heavy stock removal to polishing
- ▷ Powerful 1,200W industrial motor with Dynamax™ RPM monitoring to maintain constant RPM under load
- ▷ Soft Start™ technology helps to avoid kickback when starting the tool

**Tech tip!**

Use faster speeds for heavy stock removal and lower speeds for finishing.

**Finish (roughness average) obtained when using each product on 2B stainless steel surface.**



Product	Application	Product category	Type of finish	Pre-finishing	Coarse finish	Sanitary	Pharma	Light polish	Mirror finish
			Ra	(>60 μin)	(60-50 μin)	(40-25 μin)	(16-12 μin)	(8-4 μin)	(4-1 μin)
			Grit size						
COOLCUT XX™ Drums	Blending	14-X	40	■					
			60		■				
			80			■			
			120				■		
BLENDEX™ Belts	Surface conditioning	07-D	Coarse			■			
			Medium				■		
			Fine					■	
High Polish Belts	Mirror finishing	07T+ paste	Instant Polish 1000-1500						■
		07T+ paste	Ultimate Shine 2000-2500						■

# COOLCUT XX™ BELTS

For heavy stock removal

These coated abrasive belts use our exclusive Cyclone™ Technology with a premium ceramic abrasive grain blend to provide an extremely aggressive removal rate and long working life. This means you can remove weld beads and finish surfaces faster, reducing cycle time and taking labor time and cost out of the operation.



## Benefits

- ▷ Reduce cycle time to take labor time and cost out of the job
- ▷ Long-lasting performance to avoid frequent belt changeouts and trips to the tool crib
- ▷ Consistent removal rate and surface finish throughout the life of the belt

## Features

- ▷ Premium Cyclone™ Technology ceramic abrasive grain blend for the fastest removal and longest life in the industry
- ▷ Flexible cloth backing for any curved surface
- ▷ Guaranteed not to contaminate stainless steel (Fe-S-CL free)

## COOLCUT XX™ RAIL-MATE BELTS



Width	Length	Grit	Order No.	Max. RPM	Optimal RPM	Std. Pkg.	Std. Ctn.
1 ½"	30"	40	14X154	3,200	2,900	5	100
1 ½"	30"	60	14X156	3,200	2,900	5	100
1 ½"	30"	80	14X158	3,200	2,900	5	100
1 ½"	30"	120	14X162	3,200	2,900	5	100

# BLENDEX™ BELTS

For surface conditioning and removing fine scratches

Our proprietary BLENDEX™ belts outlast the competition and provide a consistent, uniform surface finish throughout the life of the belt. These non-woven belts excel at removing scratches and light corrosion or oxidation from stainless steel or aluminum tubes, rails, or pipes.



## Benefits

- ▷ Long lasting product that outlasts and outperforms the competition
- ▷ Quickly produces a new sheen on tarnished pipes
- ▷ Safe for use on all common metals and alloys

## Features

- ▷ Non-woven design ensures consistent performance from start to finish
- ▷ Premium abrasive grain blend for maximum performance
- ▷ Will not clog or load on aluminum and other non-ferrous metals

## BLENDEX™ RAIL-MATE BELTS



Width	Length	Grit	Order No.	Max. RPM	Optimal RPM	Std. Pkg.	Std. Ctn.
1 ½"	30"	Coarse	07D152	3,200	2,500	5	100
1 ½"	30"	Medium	07D153	3,200	2,500	5	100
1 ½"	30"	Fine	07D154	3,200	2,500	5	100

# POLISHING BELTS

For applying a decorative or mirror finish

These durable belts are made of a special material that allows you to apply up to a #8 mirror finish with the use of our polishing pastes.



## Features

- ▷ Durable construction provides a long working life
- ▷ Extremely flexible to provide a superior surface finish

## RAIL-MATE POLISHING BELTS



Width	Length	Color	Order No.	Max. RPM	Optimal RPM	Std. Pkg.	Std. Ctn.
1 ½"	30"	Yellow	07T220	3,200	1,600	5	20

# POLISHING PASTES

For use with felt, high polish, and instant polish discs

NSF category A7, registration #152698 (Instant Polish)  
NSF category A7, registration #154489 (Ultimate Shine)



Name	Order No.	Weight	Grit	Std. Pkg.	Std. Ctn.
White paste	07T901	600 g	1200-1500	1	10
Blue paste	07T905	650 g	2000	1	10
Instant polish paste	07T907	1200 g	1000-1500	1	5
Ultimate Shine™ paste	07T909	1300 g	2000-2500	1	5



## COATED ABRASIVE FILE BELTS

WALTER offers a complete line of file belts for general purpose sanding, light weld removal, surface cleaning, blending, deburring, and finishing of intricate shapes and profiles. An extra heavy-duty backing (Y-polyester) with a special butt-joint and glue ensure the longest belt life even in the most demanding applications.

- ▷ *Made with premium abrasive grain blends for fast material removal on all metal surfaces*
- ▷ *Excellent for contour and shape sanding applications requiring flexibility and fray resistance*



TOPCUT+

INOX+

- ▷ *Made from top quality grain for sanding and finishing of stainless steel*
- ▷ *Leaves a smooth and bright surface finish*

### Accessory

#### Rubber cleaning stick

Prolongs the life of drum belts by removing build-up

Order No. 14E001



## NON-WOVEN ABRASIVE FILE BELTS

Assortment of non-woven abrasive file belts made with special reinforced nylon and abrasive grain to achieve a consistent and uniform finish. Conform to irregular surfaces with minimal smearing and discoloration of the workpiece.



- ▷ *Will not gouge or burn surfaces*
- ▷ *Specially formulated to resist loading and heat build-up*
- ▷ *Very flexible and suitable for edge finishing*
- ▷ *High performance butt-joint eliminates breakage*

### TOPCUT+ FILE BELTS



Width	Length	Grit	Order No.	Std. Pkg.	Std. Ctn.
1/2"	18"	36	14D033	25	200
1/2"	18"	60	14D036	25	200
1/2"	18"	80	14D038	25	200
1/2"	24"	36	14D053	25	200
1/2"	24"	60	14D056	25	200
1/2"	24"	80	14D058	25	200
3/4"	18"	36	14D103	25	200
3/4"	18"	60	14D106	25	200
3/4"	18"	80	14D108	25	200

### INOX+ FILE BELTS



Width	Length	Grit	Order No.	Std. Pkg.	Std. Ctn.
1/2"	18"	36	14B033	25	200
1/2"	18"	60	14B036	25	200
1/2"	18"	80	14B038	25	200
1/2"	18"	120	14B042	25	200
1/2"	24"	36	14B053	25	200
1/2"	24"	60	14B056	25	200
1/2"	24"	80	14B058	25	200
1/2"	24"	120	14B062	25	200
3/4"	18"	36	14B103	25	200
3/4"	18"	60	14B106	25	200
3/4"	18"	80	14B108	25	200
3/4"	18"	120	14B112	25	200

### BLENDEX+™ FILE BELTS



Width	Length	Grit	Order No.	Std. Pkg.	Std. Ctn.
1/2"	18"	Coarse	07D032	10	50
1/2"	18"	Medium	07D033	10	50
1/2"	18"	Very fine	07D034	10	50
1/2"	24"	Coarse	07D052	10	50
1/2"	24"	Medium	07D053	10	50
1/2"	24"	Very fine	07D054	10	50
3/4"	18"	Coarse	07D102	10	50
3/4"	18"	Medium	07D103	10	50
3/4"	18"	Very fine	07D104	10	50



# CIRCULAR FINISHING QUICK-STEP™ SYSTEM

## For all your surface finishing needs!

Whether you are blending in welds, cleaning surfaces, refining and enhancing existing finishes, or bringing out a mirror finish on stainless steel, steel, aluminum, or any other ferrous and non-ferrous metals, WALTER provides a complete line of tools for the art of metalworking!

*This is the finish you get for each product if used on a 2B stainless steel surface.*



Product	Application	Product category	Type of finish	Pre-finishing	Coarse finish	Sanitary	Pharma	Light polish	Mirror finish
			Ra	(>60 µin)	(60-50 µin)	(40-25 µin)	(16-12 µin)	(8-4 µin)	(4-1 µin)
			Grit size						
Quick-Step FX@5000 RPM	Cleaning	07-X	Coarse						
Quick-Step Flex@7000 RPM	Blending	07-Q	40						
			60						
			80						
			120						
Quick-Step XX@5000 RPM	Blending and surface conditioning	15-V	120						
			180						
			240						
Quick-Step Blendex@5000 RPM	Surface conditioning	07-R	X-tra Coarse						
			Coarse						
			Medium						
			Fine						
			Super fine						
Quick-Step Felt and Quick-Step High Polish with polishing pastes@2000 RPM	Mirror finishing	07T+ paste	Instant Polish 1000-1500						
		07T+ paste	Ultimate Shine 2000-2500						



Learn how to achieve the perfect finish every time with our online videos at



[www.youtube.com/thewalternetwork](http://www.youtube.com/thewalternetwork)

## QUICK-STEP™ METAL SURFACE FINISHING SYSTEM

Reduce the number of steps required to achieve the desired finish. From sanitary to pharmaceutical to mirror finishes, our QUICK-STEP™ abrasives will help you to efficiently achieve the finish you are looking for in fewer steps, reducing your cycle time and saving you time and money.



High Efficiency QUICK-STEP™ sander/polisher  
See page 159 for details



Hook-and-loop fastening system for quick disc changeouts between finishing steps

Simply center pin on the backing pad and mount QUICK-STEP™ disc



## QUICK-STEP™ BACKING PADS

This patented backing pad is the heart of the QUICK-STEP™ system. It is made of industrial strength nylon that is guaranteed to retain its strength and flexibility even at elevated temperatures. Disc changes take only seconds.

### QUICK-STEP™ MG BACKING PADS

For maximum grip when working at high speeds. Use this backing pad with BLENDEX™ surface conditioning discs for best results

Pad dia.	For disc dia.	Thread	Order No.	Std. Pkg.	Std. Ctn.
4 1/2"	4 1/2"	5/8"-11	07Q149	1	10
5"	5"	5/8"-11	07Q154	1	10
6"	6"	5/8"-11	07Q164	1	10
7"	7"	5/8"-11	07Q174	1	10

Built-in threaded arbor mounts directly onto grinder's spindle

Exclusive centering pin guarantees vibration-free operations



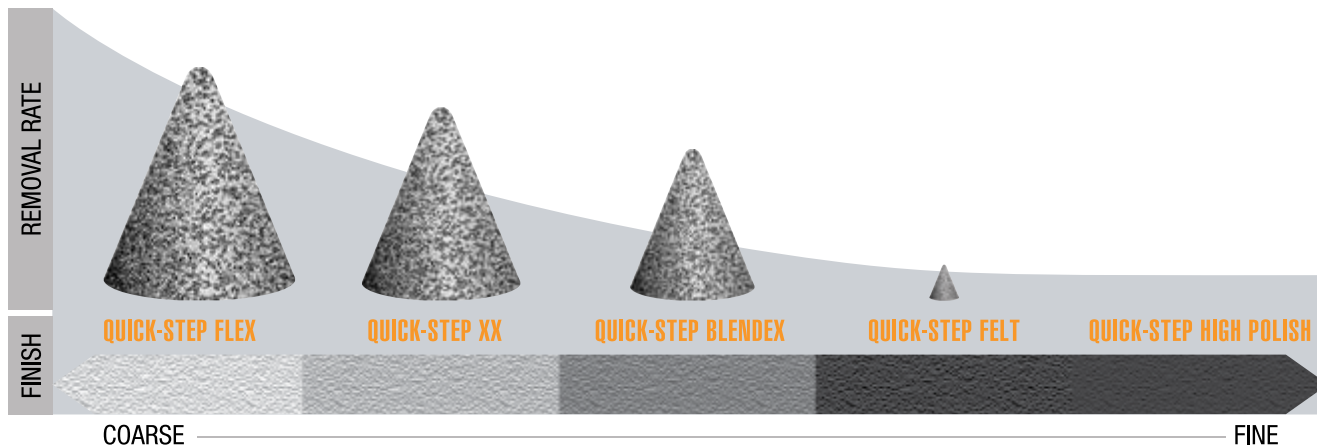
Torque resistant mushroom hooks hold discs securely in place

### QUICK-STEP™ BACKING PADS

Pad dia.	For disc dia.	Thread	Order No.	Std. Pkg.	Std. Ctn.
4"	4 1/2"	5/8"-11	07Q044	* 1	10
4 1/2"	4 1/2"	5/8"-11	07Q049	1	10
5"	5"	5/8"-11	07Q054	1	10
6"	6"	5/8"-11	07Q064	1	10
7"	7"	5/8"-11	07Q074	1	10

\* QUICK-STEP™ flap discs and FX™ cleaning discs can be used with backing pad one diameter size below for more flexibility, to reach into corners and to use up worn discs.

# QUICK-STEP™ METAL SURFACE FINISHING SYSTEM



## QUICK-STEP™ FX QUICK-STEP™ FX SURFACE CLEANING DISCS



Dia.	Order No.	Max. RPM	Optimal RPM	Std. Pkg.	Std. Ctn.
4 1/2"	07X845	6,000	2,000 to 3,000	5	40
6"	07X860	6,000	2,000 to 3,000	5	40



- ▶ Extra strong non-woven construction for removing heavy paint, gaskets, sealing compounds, rust, and scale from all metals
- ▶ Cleans without gouging or damaging the surface

## QUICK-STEP™ FLEX



Dia.	Grit	Order No.	Max. RPM	Optimal RPM	Std. Pkg.	Std. Ctn.
4 1/2"	40	07Q454	11,000	8,000	10	40
4 1/2"	60	07Q456	11,000	8,000	10	40
4 1/2"	80	07Q458	11,000	8,000	10	40
4 1/2"	120	07Q462	11,000	8,000	10	40
5"	40	07Q504	10,000	7,300	10	40
5"	60	07Q506	10,000	7,300	10	40
5"	80	07Q508	10,000	7,300	10	40
5"	120	07Q512	10,000	7,300	10	40
6"	40	07Q604	8,600	6,500	10	40
6"	60	07Q606	8,600	6,500	10	40
6"	80	07Q608	8,600	6,500	10	40
6"	120	07Q612	8,600	6,500	10	40




- ▶ For removing and blending in light welds, for deburring, breaking edges, and rounding corners
- ▶ Aggressive, cool cutting and provides a consistent uniform finish
- ▶ Abrasive flaps are secured onto a flexible backing making them ideal for working on curved surfaces

### Tech tip!

Use a backing pad one size below disc diameter for even more flexibility!





- ▷ *Extra long life – 6x the stock removal compared to aluminum oxide sanding discs*
- ▷ *Ultra High Removal Rate – twice as fast as Velcro or PSA (pressure sensitive adhesive) sanding discs*
- ▷ *Self-sharpening grain – consistently high cutting rate throughout lifetime*
- ▷ *Cooling agent – prevents burning and distortion*
- ▷ *Extra strong cloth backing – Resistant to ripping when catching an edge, unlike regular paper discs*



- ▷ *Reclosable polishing paste tube with convenient push-through system to protect paste from contaminants*
- ▷ *Suitable for use in food processing industries*
- ▷ *Achieve a mirror finish with only one paste*
- ▷ *Packed in a resealable bag that preserves the paste from contaminants and drying*



## QUICK-STEP XX™ SANDING DISCS

This high-performance sanding disc leverages our Cyclone™ Technology, a high-tech blend of abrasive grains, and combines it with a special cooling agent. This allows you to blend and finish more pieces to improve productivity. Paired with an interface pad, this sanding disc allows for more flexibility, making it ideal for curved surfaces.



Dia.	Grit	Order No.	Max. RPM	Optimal RPM	Std. Pkg.	Std. Ctn.
4 1/2"	120	15V412	7,400	5,000	25	250
4 1/2"	180	15V418	7,400	5,000	25	250
5"	120	15V512	6,150	4,000	25	250
5"	180	15V518	6,150	4,000	25	250
6"	120	15V612	5,100	3,000	25	250
6"	180	15V618	5,100	3,000	25	250

## QUICK-STEP™ INTERFACE PADS

Ideal for working on curved surfaces or when greater flexibility is required. It provides a soft foam cushion between the abrasive and the backing pad to increase flexibility and produce a better finish without gouging the work surface.

Dia.	Order No.	Std. Pkg.	Std. Ctn.
4 1/2"	07Q045	1	10
5"	07Q050	1	10
6"	07Q060	1	10
7"	07Q070	1	10

## SPACER WASHERS

For grinders with: 5/8"-11 spindle 07Q001  
 For grinders with: M14x2.0 spindle 07Z005

## POLISHING PASTES

For use with felt, high polish, and instant polish discs

**NSF category A7, registration #152698 (Instant Polish)**  
**NSF category A7, registration #154489 (Ultimate Shine)**



Name	Order No.	Weight	Grit	Std. Pkg.	Std. Ctn.
White paste	07T901	600 g	1200-1500	1	10
Blue paste	07T905	650 g	2000	1	10
Instant polish paste	07T907	1200 g	1000-1500	1	5
Ultimate Shine™ paste	07T909	1300 g	2000-2500	1	5

# QUICK-STEP™ BLENDIX™

SURFACE CONDITIONING DISCS



Dia.	Grit	Order No.	Max. RPM	Optimal RPM	Std. Pkg.	Std. Ctn.
4 1/2"	X-TRA COARSE, brown	07R450	11,000	4,000 to 6,500	10	100
4 1/2"	COARSE, tan	07R452	11,000	4,000 to 6,500	10	100
4 1/2"	MEDIUM, maroon	07R453	11,000	4,000 to 6,500	10	100
4 1/2"	FINE, blue	07R454	11,000	4,000 to 6,500	10	100
4 1/2"	SUPER FINE, grey	07R455	11,000	4,000 to 6,500	10	100
5"	X-TRA COARSE, brown	07R500	11,000	3,000 to 6,500	10	100
5"	COARSE, tan	07R502	11,000	3,000 to 6,500	10	100
5"	MEDIUM, maroon	07R503	11,000	3,000 to 6,500	10	100
5"	FINE, blue	07R504	11,000	3,000 to 6,500	10	100
6"	X-TRA COARSE, brown	07R600	8,600	3,000 to 6,500	10	100
6"	COARSE, tan	07R602	8,600	3,000 to 6,500	10	100
6"	MEDIUM, maroon	07R603	8,600	3,000 to 6,500	10	100
6"	FINE, blue	07R604	8,600	3,000 to 6,500	10	100
7"	X-TRA COARSE, brown	07R700	6,800	2,500 to 5,000	10	100
7"	COARSE, tan	07R702	6,800	2,500 to 5,000	10	100
7"	MEDIUM, maroon	07R703	6,800	2,500 to 5,000	10	100
7"	FINE, blue	07R704	6,800	2,500 to 5,000	10	100



**X-TRA COARSE:** For blending

**COARSE:** For removing scratches

**MEDIUM:** For cleaning and eliminating superficial scratches

**FINE:** For fine striated finishes

**SUPER FINE:** Last step before decorative or polishing finishes

## QUICK-STEP™ FELT DISCS



Dia.	Order No.	Optimal RPM	Std. Pkg.	Std. Ctn.
4 1/2"	07T450	2,000 to 3,000	5	40
6"	07T600	2,000 to 3,000	5	40
6"	07T602 *	2,000 to 3,000	5	40
7"	07T700	2,000 to 3,000	5	40

\* For use with ULTI-MATE™ finishing tool (page 160)

▷ **Felt discs**  
Strong high-density Merino felt discs for all heavy-duty finishing and polishing job



## QUICK-STEP™ HIGH POLISH DISCS



Dia.	Order No.	Optimal RPM	Std. Pkg.	Std. Ctn.
4 1/2"	07T454	2,000 to 3,000	10	100
5"	07T504	2,000 to 3,000	10	100
6"	07T604	2,000 to 3,000	10	100
7"	07T704	2,000 to 3,000	10	100

▷ **High polish discs**  
Special soft polishing disc produces high gloss and mirror finishes faster



## QUICK-STEP™ INSTANT POLISH™ DISCS

One-step solution to achieving a #8 mirror finish



Dia.	Order No.	Optimal RPM	Std. Pkg.	Std. Ctn.
4 1/2"	07T456	2,000 to 3,000	10	100
4 1/2"	07T457	2,000 to 3,000	2	20
5"	07T506	2,000 to 3,000	10	100
5"	07T507	2,000 to 3,000	2	20

▷ Achieve a #8 mirror stainless steel finish faster than ever

▷ The polishing paste is pre-applied on the disc

▷ Packed in resealable bag that preserves the disc from contaminants and drying



# HOOK-AND-LOOP™ NON-WOVEN BLENDEX™

This open-structured polishing disc offers a cooler, less aggressive finish, ideal for fine finishing and polishing on soft metals while preserving the original surface profile. Perfect for use on angle grinders and adaptable for automated processes.



Dia.	Grit	Order No.	Equivalent Grit	Max. RPM	Optimal RPM	Std. Pkg.	Std. Ctn.
6"	MEDIUM, black	07R613	320	8,600	3,000 - 5,500	20	100
6"	FINE, maroon	07R614	600	8,600	3,000 - 5,500	20	100
6"	VERY FINE, grey	07R615	1000	8,600	3,000 - 5,500	20	100

- ▷ **Open Structure:** Resists loading and allows for cooler operation
- ▷ **Fine Finishing and Polishing:** Ideal for achieving a finer finish on soft metals
- ▷ **Less Aggressive:** Prevents over-grinding compared to surface conditioning discs
- ▷ **Maintains Original Profile:** Suitable for tasks where preserving the original surface profile is essential
- ▷ **For use on angle grinders with a suitable speed range**
- ▷ **Can be used in automation processes**

## BLENDEX™ FLAP DISCS

WALTER'S BLENDEX™ flap discs combine the aggressive material removal of a flap disc with the smooth finish and versatility of a surface conditioning disc. This allows for more consistent results, while reducing operator downtime to switch discs. These discs are built with WALTER's ECO-TRIM™ trimmable backing, extending the life of the product up to three times, as well as MAX-LIFE™ cold curing glue to maximize the abrasive grain's freshness.



Diameter	Arbor	Grade	Color Coding	Equivalent Grit	Order No.	Max RPM	Std. Pkg.	Std. Ctn.
4.5"	7/8"	X-Coarse	Green	40	151454	13,300	10	40
4.5"	7/8"	Coarse	Brown	80	151458	13,300	10	40
4.5"	7/8"	Medium	Red	180	151468	13,300	10	40
4.5"	7/8"	Fine	Blue	280	151478	13,300	10	40
5"	7/8"	X-Coarse	Green	40	151504	12,200	10	40
5"	7/8"	Coarse	Brown	80	151508	12,200	10	40
5"	7/8"	Medium	Red	180	151518	12,200	10	40
5"	7/8"	Fine	Blue	280	151528	12,200	10	40



- ▷ **Combines woven nylon with aggressive grain blends for the most consistent results**
- ▷ **ECO-TRIM™ trimmable backing extends product life up to three times**
- ▷ **Flexible backing allows for better operator comfort**
- ▷ **MAX-LIFE™ Glue ensures the freshest abrasives possible to avoid micro-cracking and drying out, which improves consistency and can extend disc life by up to 25%**







# BLENDEX U™

Superior finishes in less time

**BLENDEX™ Unitized Technology (BLENDEX U™)** is used for deburring, blending, and finishing any kind of metal, including stainless steel, titanium, aluminum, alloys and or plastic and fiberglass. These versatile abrasives are long-lasting and can replace many traditional abrasives, saving you steps in the finishing process and reducing your cycle time.



## BLENDEX U™ CUP DISCS

**SPIN-ON**



Dia.	Arbor	Grade	Order No.	Max. RPM	Optimal RPM	Std. Pkg.	Std. Ctn.
4 1/2"	5/8"-11	3SF	07U451	10,500	6,000	5	20
5"	5/8"-11	3SF	07U501	9,600	6,000	5	20


- ▷ **Long-lasting Incredible resistance even when working on sharp edges to ensure maximum life and productivity**
- ▷ **Superb finish Consistent and uniform; as close as possible to a mirror finish without the use of pastes**
- ▷ **Non loading Resists loading, which minimizes heat buildup and prolongs the life of the disc**
- ▷ **Flexible Choices of density: either soft for finishing or hard for demanding applications like deburring**



## BLENDEX U™ WHEELS



Dia.	Width	Arbor	Grade	Order No.	Max. RPM	Std. Pkg.	Std. Ctn.
3"	1/4"	3/8"	2SF	07U321	15,100	20	200
3"	1/4"	3/8"	6SF	07U322	18,100	20	200
3"	1/4"	3/8"	6AM	07U323	18,100	20	200
6"	1/4"	1"	2SF	07U621	5,000	5	40
6"	1/4"	1"	6SF	07U622	7,500	5	40
6"	1/4"	1"	6AM	07U623	7,500	5	40
6"	1/2"	1"	2SF	07U651	5,000	4	36
6"	1/2"	1"	6SF	07U652	7,500	4	36
6"	1/2"	1"	6AM	07U653	7,500	4	36
6"	1"	1"	2SF	07U611	5,000	2	16
6"	1"	1"	6SF	07U612	7,500	2	16
6"	1"	1"	6AM	07U613	7,500	2	16



- ▷ **For use on portable or stationary machines**
- ▷ **Can be used on the edge or on either side of the wheel**
- ▷ **Safe for use on all metals**

## BLENDEX U™ MOUNTED POINTS



Dia.	Width	Grade	Color	Order No.	Max. RPM	Std. Ctn.
3/8"	1 1/4"	2SF	Orange	07U101	37,210	5
3/8"	1 1/4"	6SF	Red	07U102	37,210	5
3/8"	1 1/4"	6AM	Black	07U103	37,210	5

Also see **BLENDEX U™ Twist discs** on page 127.



- ▷ **These points are made with high-quality BLENDEX U™ material and offer a fast way to blend, clean, and polish in difficult to reach areas. 1/4" shaft**

# POLISHING FLAP DISCS

High-performance flap disc optimized for polishing and mirror finish applications

Get a professional shine efficiently and with the versatility of a flap disc. Strong removal rates and improved finishing capabilities ensure a consistent surface finish every time.



## INSTANT POLISH FLAP DISC

Dia.	Order No.	Max. RPM	Optimal RPM	Std. Pkg.	Std. Ctn.
4 1/2"	07T452	8,300	2,000	5	20
5"	07T502	7,600	2,000	5	20

## ULTIMATE SHINE FLAP DISC

Dia.	Order No.	Max. RPM	Optimal RPM	Std. Pkg.	Std. Ctn.
4 1/2"	07T453	8,300	2,000	5	20
5"	07T503	7,600	2,000	5	20

## FELT CUP DISC

Hard density felt disc for polishing applications



Dia.	Width	Arbor	Order No.	Max. RPM	Optimal RPM	Std. Pkg.	Std. Ctn.
5"	1/2"	5/8"-11	07T505	10,500	2,000-4,000	5	20

## POLISHING PASTES

For use with felt, high polish, and instant polish discs


NSF category A7, registration #152698 (INSTANT POLISH)  
NSF category A7, registration #154489 (ULTIMATE SHINE)



Name	Order No.	Weight	Grit	Std. Pkg.	Std. Ctn.
White paste	07T901	600 g	1200-1500	1	10
Blue paste	07T905	650 g	2000	1	10
Instant polish paste	07T907	1200 g	1000-1500	1	5
Ultimate Shine™ paste	07T909	1300 g	2000-2500	1	5



- ▷ To achieve a mirror finish in a single step
- ▷ For use on angle grinders with a suitable speed range



- ▷ As a second step to achieve the best mirror finish
- ▷ For use on angle grinders with a suitable speed range



- ▷ To be used with polishing pastes
- ▷ For use on angle grinders with a suitable speed range

- ▷ Reclosable polishing paste tube with convenient push-through system to protect paste from contaminants
- ▷ Suitable for use in food processing industries



- ▷ Achieve a mirror finish with only one paste
- ▷ Packed in a resealable bag that preserves the paste from contaminants and drying





# FX™ CLEANING ABRASIVES

Quick, easy surface cleaning on all metals

FX™ abrasives quickly remove paint, rust, scale, coatings, burn marks, and gaskets without loading or clogging. Made from a high-density, non-woven material, they are incredibly durable and can replace wire brushes in a wide variety of applications.



Only applicable to FX CUP DISCS

## FX CUP DISCS



Dia.	Width	Arbor	Order No.	Max. RPM	Optimal RPM	Std. Pkg.	Std. Ctn.
4 1/2"	3/4"	5/8"-11	07X450	10,500	3,000	5	20
5"	3/4"	5/8"-11	07X505	9,600	3,000	5	20



- ▷ Outstanding life and performance
- ▷ For use on angle grinders with a suitable speed range
- ▷ No backing pad required

## FX STAINLESS CUP DISCS



Dia.	Width	Arbor	Order No.	Max. RPM	Optimal RPM	Std. Pkg.	Std. Ctn.
4.5"	1/2"	5/8"-11	07X452	10,000	4,000	5	20
5"	1/2"	5/8"-11	07X502	8,000	4,000	5	20



- ▷ Excellent for working in confined areas

## MOUNTED WHEELS



Dia.	Width	Arbor	Order No.	Max. RPM	Optimal RPM	Std. Pkg.	Std. Ctn.
2"	1"	1/4"	07X120	11,000	6,000	1	10



## CLEANING WHEELS



Dia.	Width	Arbor	Order No.	Max. RPM	Optimal RPM	Std. Pkg.	Std. Ctn.
4"	1/2"	1/2"	07X640	6,000	3,500 to 4,000	10	40
6"	1/2"	1/2"	07X660	4,000	2,400 to 2,700	10	40



- ▷ Use on edge — narrow contact area for maximum pressure
- ▷ Excellent for cleaning welds and stripping paint

## YouTube

Video available at The WALTER Network  
[www.youtube.com/user/TheWalterNetwork](http://www.youtube.com/user/TheWalterNetwork)



SCAN TO WATCH VIDEO

### Accessories

#### Mounting accessories for 4" FX wheels

- Mandrels for use on straight grinders and drills
- 1/4" shaft **Order No. 07X004**
- 8 mm shaft **Order No. 07X003**



#### Mounting accessories for 6" FX wheels

- Mandrels for use on straight grinders and drills
- 1/4" shaft (1/2" arbor) **Order No. 07X006**
- 1/4" shaft (7/8" arbor) **Order No. 07X008**
- 8 mm shaft (1/2" arbor) **Order No. 07X005**



#### Extension mandrels for use on angle grinders

- M14 thread **Order No. 07C005**
- 5/8"-11 thread **Order No. 07C006**





## FX™ STAINLESS

For cleaning welds on stainless steel

These specially formulated non-woven abrasives help to remove heat tint and discoloration from stainless steel surfaces while simultaneously leaving a #4 finish. They can replace wire brushes in many applications without any risk of contaminating stainless steel or aluminum surfaces.

Dia.	Width	Arbor	Order No.	Max. RPM	Optimal RPM	Std. Pkg.	Std. Ctn.
6"	½"	⅞"	07X661	4,000	2,400 to 2,700	5	20
6"	¼"	⅞"	07X662	4,000	2,400 to 2,700	5	20
6"	1"	⅞"	07X663	4,000	2,400 to 2,700	5	20
6"	½"	½"	07X664	4,000	2,400 to 2,700	5	20
8"	1"	⅞"	07X683	4,000	2,400 to 2,700	5	20

### Features

- ▷ Premium abrasive grain blend guaranteed not to contaminate stainless steel
- ▷ Easily conforms to uneven surfaces like weld beads
- ▷ FX™ design ensures consistent performance throughout the life of the wheel

### Benefits

- ▷ Remove discoloration and finish weld surfaces in just one step
- ▷ Large diameter allows you to easily reach tight corners
- ▷ Safer to use than wire brushes (no risk of wires coming detached from the hub)



## BLENDEX U™ TURBO

For blending in fillet welds and deburring applications

BLENDEX U Turbo™ was engineered to provide the versatility and performance of BLENDEX U™ with a more aggressive grade of abrasive grains designed to remove more material. The end result is a wheel that is perfect for deburring and blending in fillet welds while leaving a uniform, consistent surface finish. Stop wasting flap discs and use the right tool for the job when confronted with weld beads in tight corners or other intricate areas.

Dia.	Width	Arbor	Grade	Order No.	Max. RPM	Optimal RPM	Std. Pkg.	Std. Ctn.
6"	⅝"	⅞"	7ZC	07U615	8,000	5,500	6	60
6"	¼"	⅞"	7ZC	07U625	8,000	5,500	4	200

### Features

- ▷ High-grade unitized abrasive grain blend for premium performance
- ▷ Can be shaped to fit your specific application
- ▷ Provides a consistent, uniform surface finish throughout the life of the wheel

### Benefits

- ▷ Unitized design allows you to use the wheel at multiple angles for a variety of applications
- ▷ Extremely durable and long-lasting
- ▷ The perfect system for blending in fillet welds when used with ULTI-MATE™

### Tech tip!

Use with the ULTI-MATE™ system to blend and finish fillet welds with ease



## QUICK-STEP™ STARTER KIT

### Includes:

- 1 QUICK-STEP™ backing pad (07Q049)
- 1 QUICK-STEP™ flex grit 120 (07Q462)
- 1 QUICK-STEP™ interface pad (07Q045)
- 2 QUICK-STEP™ XX grit 120 (15V412)
- 2 QUICK-STEP™ XX grit 180 (15V418)
- 2 QUICK-STEP™ BLENDEX™ coarse (07R452)
- 2 QUICK-STEP™ Blendex medium (07R453)
- 2 QUICK-STEP™ Blendex fine (07R454)
- 1 QUICK-STEP™ felt (07T450)
- 1 QUICK-STEP™ high polish (07T454)

### Features

- ▷ A complete range of abrasives for everything from weld blending to applying a #8 mirror finish

Dia.	Arbor	Order No.	Std. Pkg.	Std. Ctn.
4 ½"	⅝"–11	07Q953	1	5

## ULTI-MATE™ SYSTEM

ULTI-MATE™ system for finishing in tight corners

This versatile tool allows you to do everything from removing a weld to applying a #8 mirror finish when working in tight corners. The ideal tool for blending and finishing fillet welds, the ULTI-MATE™ allows you to take WALTER abrasives to places that were previously inaccessible, allowing you to significantly reduce your cycle time and finish jobs faster.

See page 160 for more details



**QUICK-STEP™ FELT DISC  
TO USE WITH ULTI-MATE  
SYSTEM 6" No. 07T602**

**N° de comm.: 30A287**

### Includes:

- ULTI-MATE™ powertool (30A287)
- 1 ENDURO-FLEX 2-in-1 TURBO (15I451)
- 1 ENDURO-FLEX 2-in-1™ (15I453)
- 1 BLENDEX™ U TURBO, ¼" width (07U625)
- 1 BLENDEX™ U TURBO, 5/32" width (07U615)
- 1 BLENDEX™ U 2SF, ¼" width (07U621)
- 1 FX™ Stainless Wheel, ¼" width (07X662)

### Benefits

- ▷ Allows you to quickly switch between abrasives to take time and cost out of finishing jobs
- ▷ Durable industrial tool that is built to last, saving you from having to replace your power tools every few months
- ▷ Designed to exceed all safety standards, creating a safer work environment

### Features

- ▷ Dialspeed™ variable speed control allows you to quickly go from 1,600-3,200 RPM to tackle any application from heavy stock removal to polishing
- ▷ Powerful 1,450 W industrial motor with Dynamax™ RPM monitoring to maintain constant RPM under load
- ▷ Soft Start™ technology

**Finish (roughness average) obtained when using each product if used on a 2B stainless steel surface.**



DISCS	Product	Application	Product category	Type of finish	Pre-finishing	Coarse finish	Sanitary	Pharma	Light polish	Mirror finish
				Ra	(>60 µin)	(60-50 µin)	(40-25 µin)	(16-12 µin)	(8-4 µin)	(4-1 µin)
				Grit size						
	ENDURO-FLEX™ 2-in-1 Turbo	Blending	15-I	36/60 + coarse						
	ENDURO-FLEX™ 2-in-1	Blending	15-I	80 + medium						
	BLENDEX U™ cup	Surface conditioning	07-U	3SF						
	FX™ cup	Surface cleaning	07-K	60						

WHEELS	Product	Application	Product category	Type of finish	Pre-finishing	Coarse finish	Sanitary	Pharma	Light polish	Mirror finish
	BLENDEX U™ Turbo	Blending	07-U	7ZC						
	BLENDEX U™	Surface conditioning	07-H	6AM						
				6SF						
				2SF						
FX™	Surface cleaning	07-X	FX							
			FX Stainless							
Felt	Mirror finishing	07T+ paste	Instant Polish 1000-1500							
			Ultimate Shine 2000-2500							



# TWIST™ SURFACE FINISHING SYSTEM

The **TWIST™ quick-change system** makes changing discs on small air grinders quick and easy, reducing cycle time. Achieve the desired finish quickly and maximize your productivity with this versatile line of high quality abrasives.



*Simply twist any abrasive to the backing pad and start working*

*Quickly change out abrasives to achieve the desired finish in fewer steps and with less time wasted making trips to the tool crib*

## QUICK DISC CHANGE BETWEEN FINISHING STEPS

## TWIST™ QUICK-CHANGE SURFACE FINISHING SYSTEM

Use these backing pads with TWIST™ abrasives to reduce the time spent changing from one abrasive to the next. Use orange backing pads for contour work and finishing or black backing pads for blending and light weld removal.



### TWIST™ BACKING PADS

Dia.	Flexibility	Order No.	Max. RPM	Std. Pkg.	Std. Ctn.
1 ½"	Medium	04X152	30,000	1	400
2"	Medium	04X202	30,000	1	400
2"	Hard	04X203	30,000	1	400
3"	Medium	04X302	28,000	1	400
3"	Hard	04X303	28,000	1	400

Color code: Medium = orange, Hard = black

- ▷ Molded polyurethane construction
- ▷ Removable mandrel
- ▷ Surface design ensures uniform disc support
- ▷ Allows for quick disc changeouts

### TWIST™ FLAP DISCS



Dia.	Grit	Order No.	Max. RPM	Optimal RPM	Std. Pkg.	Std. Ctn.
2 ½"	40	04A254	23,000	12,000	10	400
2 ½"	60	04A256	23,000	12,000	10	400
2 ½"	80	04A258	23,000	12,000	10	400
2 ½"	120	04A262	23,000	12,000	10	400

Use with 2" backing pads



- ▷ Long-lasting with a consistent surface finish from start to end
- ▷ Very high removal rate
- ▷ Excellent for weld blending and finishing work

## TWIST™ CF (Clean & Finish)

Clean & Finish for ultra-fine surface and contour grinding and cleaning of metal or painted surfaces. The TWIST CF™ range has the flexibility and comfortability to produce a consistent finish on any workpiece.


Dia.	Density	Order No.	Max. RPM	Std. Pkg.	Std. Ctn.
2"	Medium	04F203	30,000	25	500
3"	Medium	04F303	28,000	25	500



## TWIST COOLCUT XX™ SANDING DISCS



Dia.	Grit	Order No.	Max. RPM	Optimal RPM	Std. Pkg.	Std. Ctn.
1 1/2"	36	04C153	30,000	15,000	100	500
1 1/2"	50	04C155	30,000	15,000	100	500
1 1/2"	60	04C156	30,000	15,000	100	500
1 1/2"	80	04C158	30,000	15,000	100	500
1 1/2"	120	04C162	30,000	15,000	100	500
2"	36	04C203	30,000	15,000	50	500
2"	50	04C205	30,000	15,000	50	500
2"	60	04C206	30,000	15,000	50	500
2"	80	04C208	30,000	15,000	50	500
2"	120	04C212	30,000	15,000	50	500
3"	36	04C303	28,000	14,000	50	500
3"	50	04C305	28,000	14,000	50	500
3"	60	04C306	28,000	14,000	50	500
3"	80	04C308	28,000	14,000	50	500
3"	120	04C312	28,000	14,000	50	500




- ▷ Extremely aggressive removal rate for reduced cycle time
- ▷ The longest life in the industry to reduce your inventory needs
- ▷ Features WALTER's exclusive Cyclone Technology™ high-performance ceramic abrasive grain blend
- ▷ Grit is printed on the back for added convenience

## TWIST TOPCUT™ SANDING DISCS



Dia.	Grit	Color	Order No.	Max. RPM	Optimal RPM	Std. Pkg.	Std. Ctn.
2"	36	Black	04D203	30,000	15,000	50	2000
2"	50	Yellow	04D205	30,000	15,000	50	2000
2"	60	Blue	04D206	30,000	15,000	50	2000
2"	80	Orange	04D208	30,000	15,000	50	2000
2"	100	Green	04D210	30,000	15,000	50	2000
2"	120	Beige	04D212	30,000	15,000	50	2000
3"	36	Black	04D303	28,000	14,000	50	1000
3"	50	Yellow	04D305	28,000	14,000	50	1000
3"	60	Blue	04D306	28,000	14,000	50	1000
3"	80	Orange	04D308	28,000	14,000	50	1000
3"	100	Green	04D310	28,000	14,000	50	1000
3"	120	Beige	04D312	28,000	14,000	50	1000



- ▷ High metal removal rate
- ▷ Long life due to special Zirconia alumina grain formulation
- ▷ Unique construction for optimal heat dissipation and wear resistance
- ▷ Color-coded backing to easily distinguish between different grit sizes

### COLOR CODED FOR EASY IDENTIFICATION




## TWIST BLENDEX™ CONDITIONING DISCS



Dia.	Grit	Color	Order No.	Max. RPM	Optimal RPM	Std. Pkg.	Std. Ctn.
2"	Extra-Coarse	Brown	04G201	30,000	15,000	25	1000
2"	Coarse	Tan	04G202	30,000	15,000	25	1000
2"	Medium	Maroon	04G203	30,000	15,000	25	1000
2"	Fine	Blue	04G204	30,000	15,000	25	1000
2"	Super fine	Grey	04G205	30,000	15,000	25	1000
3"	Extra-Coarse	Brown	04G301	28,000	14,000	25	1000
3"	Coarse	Tan	04G302	28,000	14,000	25	500
3"	Medium	Maroon	04G303	28,000	14,000	25	500
3"	Fine	Blue	04G304	28,000	14,000	25	500
3"	Super fine	Grey	04G305	28,000	14,000	25	500



- COARSE:** For most heavy-duty applications
- MEDIUM:** For cleaning and removing surface imperfections
- FINE:** For producing a fine scratch pattern
- SUPER FINE:** Use as a last step before mirror finishing or to produce decorative finishes



▷ Designed for deburring, cleaning, blending, finishing light welds, and polishing hard to reach areas

▷ Designed for polishing

▷ 100% pure premium wool product

▷ Use with WALTER polishing pastes

▷ Reclosable polishing paste tube with convenient push-through system to protect paste from contaminants

▷ Suitable for use in food processing industries



▷ Extra strong non-woven construction for removing oxide, scale and gaskets

▷ Cleans without damaging the surface

▷ Leaves no residue on the surface



## TWIST BLENDEX™ U DISCS



Dia.	Grade	Order No.	Max. RPM	Std. Pkg.	Std. Ctn.
3"	2SF	04U321	15,100	10	100
3"	6SF	04U322	15,100	10	100
3"	6AM	04U323	15,100	10	100

## TWIST FELT DISCS



Dia.	Order No.	Max. RPM	Optimal RPM	Std. Pkg.	Std. Ctn.
2"	04T204	30,000	12,000	25	1000
3"	04T304	28,000	10,000	25	500

## POLISHING PASTES

For use with felt, high polish, and instant polish discs

NSF category A7, registration #152698 (Instant Polish)

NSF category A7, registration #154489 (Ultimate Shine)



Name	Order No.	Weight	Grit	Std. Pkg.	Std. Ctn.
White paste	07T901	600 g	1200-1500	1	10
Blue paste	07T905	650 g	2000	1	10
Instant Polish paste	07T907	1200 g	1000-1500	1	5
Ultimate Shine™ paste	07T909	1300 g	2000-2500	1	5

## FX SURFACE CLEANING DISCS



Dia.	Order No.	Max. RPM	Optimal RPM	Std. Pkg.	Std. Ctn.
2"	04L200	30,000	12,000	10	400
3"	04L300	28,000	10,000	10	200

## TWIST STARTER KITS

2" assortment includes:

- 1 medium backing pad (04X202)
- 2 flap discs (1 of each grit, 40: 04A254 and 80: 04A258)
- 15 TOPCUT™ discs (3 of each grit 36: 04D203, 50: 04D205, 60: 04D206, 80: 04D208 and 120: 04D212);
- 12 BLENDEX™ discs (3 of each grit, coarse: 04G202, medium: 04G203, fine: 04G204 and super fine: 04G205) and 1 FX disc (04L200).

Order No. 04Z992

3" assortment includes:

- 1 medium backing pad (04X302)
- 10 TOPCUT™ discs (2 of each grit 36: 04D303, 50: 04D305, 60: 04D306, 80, 04D308 and 120, 04D312);
- 4 BLENDEX™ discs (1 of each grit, coarse: 04G302, medium: 04G303, fine: 04G304 and super fine: 04G305) and 1 FX disc (04L300).

Order No. 04Z993



# ALLSTEEL™

## ALLSTEEL™ SPINLOCK™ SYSTEM

The SPINLOCK™ system makes changing discs quick and easy on air grinders.

The SPINLOCK™ QUICK-CHANGE Flap Disc is a tough abrasive that will make short work of weld blending and finishing work. Its high-performance zirconia-alumina grain blend is designed to last and offer a consistent surface finish on every job.



Simply spin any abrasive to the backing pad and start working



## SPINLOCK™ QUICK-CHANGE

### SPINLOCK™ BACKING PADS

Order No.	Dia.	Optimal RPM	Std Pkg.	Std Ctn
09X203	2"	30,000	1	10
09X303	3"	28,000	1	10



▷ Removable mandrel for quick disc changeouts

### SPINLOCK™ FLAP DISCS



Order No.	Dia.	Grit	Max RPM	Optimal RPM	Std Pkg.	Std Ctn
09A204	2"	40	30,000	15,000	10	800
09A206	2"	60	30,000	15,000	10	800
09A208	2"	80	30,000	15,000	10	800
09A212	2"	120	30,000	15,000	10	800
09A304	3"	40	20,000	10,000	10	510
09A306	3"	60	20,000	10,000	10	510
09A308	3"	80	20,000	10,000	10	510
09A312	3"	120	20,000	10,000	10	510



▷ Very high removal rate  
▷ Long-lasting  
▷ High-performance zirconia-alumina grain

### SPINLOCK™ ALUMINUM OXIDE RESIN FIBER DISCS



Order No.	Dia.	Grit	Max RPM	Optimal RPM	Std Pkg.	Std Ctn
09D102	2"	24	30,000	15,000	25	2000
09D103	2"	36	30,000	15,000	25	2000
09D105	2"	50	30,000	15,000	25	2000
09D106	2"	60	30,000	15,000	25	2000
09D108	2"	80	30,000	15,000	25	2000
09D112	2"	120	30,000	15,000	25	2000
09D202	3"	24	28,000	14,000	25	1000
09D203	3"	36	28,000	14,000	25	1000
09D205	3"	50	28,000	14,000	25	1000
09D206	3"	60	28,000	14,000	25	1000
09D208	3"	80	28,000	14,000	25	1000
09D212	3"	120	28,000	14,000	25	1000



▷ Ideal for weld blending and finishing work  
▷ High removal rate  
▷ Consistent surface finish  
▷ High-performance aluminum oxide grain

### SPINLOCK™ ZIRCONIA ALUMINA RESIN FIBRE DISCS



Order No.	Dia.	Grit	Max RPM	Optimal RPM	Std Pkg.	Std Ctn
09D403	2"	36	30,000	15,000	25	2000
09D406	2"	60	30,000	15,000	25	2000
09D408	2"	80	30,000	15,000	25	2000
09D503	3"	36	28,000	14,000	25	1000
09D506	3"	60	28,000	14,000	25	1000
09D508	3"	80	28,000	14,000	25	1000



- ▷ Ideal for weld blending and finishing work
- ▷ Very high removal rate
- ▷ Consistent surface finish and long life
- ▷ High-performance zirconia alumina grain

### SPINLOCK™ SURFACE CONDITIONING DISCS



Order No.	Dia.	Grit	Max RPM	Optimal RPM	Std Pkg.	Std Ctn
09G102	2"	Coarse	30,000	15,000	25	2000
09G103	2"	Medium	30,000	15,000	25	2000
09G104	2"	Fine	30,000	15,000	25	2000
09G202	3"	Coarse	28,000	14,000	25	1000
09G203	3"	Medium	28,000	14,000	25	1000
09G204	3"	Fine	28,000	14,000	25	1000



- ▷ Ideal for light or heavy finishing
- ▷ Consistent finishes every time in hard to reach areas
- ▷ Long life disc

## SPINLOCK™ STARTER KITS

#### 2" assortment includes:

- SPINLOCK™ backing pad
- SPINLOCK™ surface conditioning disc in coarse and medium grain
- SPINLOCK™ zirconia alumina resin fibre discs in 36, 60, and 80 grit.

Order No. 09Z992



#### 3" assortment includes:

- SPINLOCK™ backing pad
- SPINLOCK™ surface conditioning disc in coarse and medium grain
- SPINLOCK™ zirconia alumina resin fibre discs in 36, 60, and 80 grit.

Order No. 09Z993

# SAFETY SEMINAR

*Safety Starts With You!*

**WALTER Surface Technologies trains thousands of workers every year on safe practices in metalworking.**

For over 70 years, WALTER has been offering innovative solutions for the metalworking industry. The Safety Seminar is part of our commitment to help you increase your productivity through safe practices.

Our trained instructors use an interactive format combining safety basics, correct use of PPE, proper identification and use of abrasives, consumables, and power tools.



---

## The WALTER Safety Seminar is:

- INTERACTIVE & ENGAGING
- OFFERED ON-SITE OR ON A JOBSITE
- INDUSTRY RELEVANT
- CUSTOMIZED TO YOUR NEEDS



---

Contact your local WALTER representative to book your on-site sessions.

[walter.com/support/safety-first](http://walter.com/support/safety-first)

## SAFETY SEMINAR TOPICS COVERED:

- Importance of safety
- Key Safety Points
- Personal Protective Equipment
- Abrasive Basics
- Proper Mounting
- Safe Practices
- Industry Ratings

... and more

 **WALTER**  
Achieve Greatness™





# 05

## BRUSHING

# HIGH PERFORMANCE POWER BRUSHES



**Power brushes have long been used** for edge and surface conditioning on a wide variety of materials. Unlike grinding wheels and other abrasives that remove base material along with surface contaminants, power brushes work on the metal surface without removing the base material. The tips of the wire hammer the metal surface like thousands of tiny ball peens to finish and work the surface.

To withstand that kind of abuse, every WALTER power brush is made from only the finest industrial-grade materials. Combined with the latest manufacturing technology and strictest quality control, every power brush is designed to guarantee the highest productivity, longest brush life and maximum operator safety.

## Perfect Balance

*Every knot is perfectly balanced through an accurate wire count and an even trim length before being permanently anchored in an individual hole. This ensures perfect concentricity and vibration-free brushing for maximum operator comfort.*

*Internal steel plate holds wires securely in place even under extreme pressure for maximum strength and safety.*



## Longest Life

*Premium high-tensile wire is oil-hardened and tempered for the longest life. Wire quality is mill-certified for every batch, ensuring consistent performance brush after brush.*



SCAN TO  
WATCH VIDEO



Video available at The WALTER Network  
[www.youtube.com/user/TheWalterNetwork](http://www.youtube.com/user/TheWalterNetwork)

## Color coded hubs for easy identification






### Hub color Wire type

<b>Orange</b>	Made with premium carbon steel wire that is oil hardened and tempered for longest life and maximum brushing action.
<b>Blue</b>	Made with 304 stainless steel wire to help prevent contamination and surface rusting of brushed stainless steel parts. Also may be used on aluminum and other non-ferrous metals.
<b>Black</b>	Made with 100% brass wire. Ideal for spark-free brushing in hazardous environments or operations where cleaning is needed without removing the base material.





Choose the right wire brush for your application

POWER TOOL USED	TYPE OF BRUSH	BRUSH DIA.	COMPATIBLE GRINDER DIAMETER	WIRE CONSTRUCTION	APPLICATION	METAL
 Flat cleaning	Wire cup brushes	3"	4", 4 1/2", 5", 6"	Crimped	For quick, efficient cleaning, brushing, and finishing of large flat surfaces.	● ●
		4"		Knot-Twisted	For heavy-duty applications such as deburring, weld cleaning, or removing significant oxidation from surfaces.	● ●
		5" 6"		Knot-Twisted with ring	Heavy-duty cleaning with thicker wire and a supporting ring for added safety and a longer working life.	● ●
 Angle cleaning	Saucer-Cup brushes	4"	4", 4 1/2", 5"	Knot-Twisted	For weld cleaning and deburring in hard-to-reach areas such as inside corners, fillet welds and contours.	● ●
		5" 6", 7"		Crimped	For cleaning wider root passes and rough surfaces. Can clean on both sides of a weld, at the same time.	●
 Vertical cleaning	Wire wheel brushes	4"	4", 4 1/2", 5"	Crimped	For cleaning welds or over uneven surfaces, such as pipe and tubing.	● ●
		4 1/2" 5"		Stringer Bead	For cleaning in narrow spaces, such as in between passes on pipes or narrow groves, etc.	● ● ●
		6", 6 7/8"		Knot-Twisted	For cleaning wider root passes as well as removing scale, spatter, and corrosion.	● ●
 Vertical cleaning	Wire wheel brushes	4" to 10"	All bench and pedestal grinders with suitable speed range	Crimped	For light deburring and similar cleaning jobs, to remove paint, rust, etc.	● ●
		Knot-Twisted		For heavy-duty applications such as removal of rust, corrosion, and gaskets.	● ●	
 Vertical cleaning	Mounted brushes	1/2" to 4"	All drill or die grinders with a suitable speed range	Crimped	For cleaning hard-to-reach areas such as pipe interiors and confined spaces.	● ●
		Knot-Twisted		For heavy-duty applications, such as removal of rust, corrosion, and gaskets.	● ●	



# WIRE CUP BRUSHES

For angle grinders

Designed for high-performance brushing of large flat surfaces. Our wire cup brushes are designed to outlast all competitive brushes. Whether you are removing paint, spatter, rust or cleaning weld edges, we have a brush that can help you work faster and more safely.

## CRIMPED



Dia.	Arbor	Order No.	Wire	Max. RPM	Std. Pkg.	Std. Ctn.
3"	M14 X 2.0	13D302	.0118"	12,000	1	10
3"	5/8"-11	13D304	.0118"	12,000	1	10
5"	5/8"-11	13E504	.020"	8,600	1	10

## CRIMPED WITH RING



3"	5/8"-11	13D324	.0118"	12,000	1	10
4"	5/8"-11	13D424	.0118"	8,600	1	10
5"	5/8"-11	13D524	.0118"	8,600	1	10

## CRIMPED



3"	5/8"-11	13D314	.0118"	12,000	1	10
5"	5/8"-11	13E514	.020"	8,600	1	10

## KNOT-TWISTED



Dia.	Arbor	Order No.	Wire	Max. RPM	Std. Pkg.	Std. Ctn.
3"	M10 x 1.25	13F300	.015"	12,000	1	10
3"	M14 X 2.0	13F302	.015"	12,000	1	10
3"	5/8"-11	13F304	.015"	12,000	1	10
3"	5/8"-11	13F354	.020"	12,000	1	10

## KNOT-TWISTED



3"	5/8"-11	13F314	.015"	12,000	1	10
----	---------	--------	-------	--------	---	----



▷ *Crimped for light surface cleaning, rust and paint removal, etc.*



▷ *Safety supporting ring controls flaring to extend brush life. Once wires are worn down to the ring, the ring can be removed to expose more wire for extra brush life.*



SCAN TO WATCH VIDEO



Video available at The WALTER Network  
[www.youtube.com/user/TheWalterNetwork](http://www.youtube.com/user/TheWalterNetwork)



▷ *Knot-twisted for heavy-duty brushing, such as deburring, weld edge cleaning, removal of scale, spatter, heavy rust, and corrosion, etc.*



- ▷ *Knot-twisted with safety supporting ring for heavy-duty brushing*
- ▷ *Safety supporting ring controls flaring to extend brush life. Once worn down to the ring, it can be removed to expose more wire for extra brush life.*



*Double-row*

- ▷ *Work two times faster on large surfaces*
- ▷ *Requires less torque from the power tool for the same efficiency*
- ▷ *Unbeatable life and added working hours per brush*



## WIRE CUP BRUSHES

### **KNOT-TWISTED WITH RING**



Dia.	Arbor	Order No.	Wire size	Thick.	Max. RPM	Std. Pkg.	Std. Ctn.
3"	5/8"-11	13G304	.020"	1/2"	12,000	1	10
4"	5/8"-11	13G404	.020"	1/2"	8,600	1	10
5"	5/8"-11	13G504	.020"	1/2"	8,600	1	10
5"	5/8"-11	13G554	.035"	1/2"	8,600	1	10
6"	5/8"-11	13G604	.020"	1/2"	6,800	1	10

### **KNOT-TWISTED WITH RING**



3"	5/8"-11	13G314	.020"	1/2"	12,000	1	10
5"	5/8"-11	13G514	.020"	1/2"	8,600	1	10

### **DOUBLE-ROW KNOT-TWISTED CUP BRUSHES WITH RING**



Dia.	Arbor	Order No.	Wire size	Thick.	Max. RPM	Std. Pkg.	Std. Ctn.
5"	5/8"-11	13G574	.020"	1"	8,600	1	10

### **DOUBLE-ROW KNOT-TWISTED CUP BRUSHES WITH RING**



5"	5/8"-11	13G584	.020"	1"	8,600	1	10
----	---------	--------	-------	----	-------	---	----

# WIRE WHEEL BRUSHES

For precision cleaning with angle grinders

These brushes are made from top-quality wire that is perfectly knotted and balanced for minimal vibration and maximum operator safety. Quicker surface cleaning, the longest product life in the industry, and an emphasis on operator safety make our wire wheel brushes the preferred choice for professionals throughout North America.

## CRIMPED WIRE WHEEL



Dia.	Width	Arbor	Order No.	Wire size	Max. RPM	Std. Pkg.	Std. Ctn.
4 1/2"	5/8"	5/8"-11	13J454	0.0118"	12,500	1	10
5"	5/8"	5/8"-11	13J504	0.0118"	10,000	1	10
6"	5/8"	5/8"-11	13J604	0.0118"	9,000	1	10

## CRIMPED WIRE WHEEL



Dia.	Width	Arbor	Order No.	Wire size	Max. RPM	Std. Pkg.	Std. Ctn.
4 1/2"	5/8"	5/8"-11	13J464	0.0118"	12,500	1	10
5"	5/8"	5/8"-11	13J514	0.0118"	10,000	1	10
6"	5/8"	5/8"-11	13J614	0.0118"	9,000	1	10

## STRINGER BEAD



Dia.	Width	Arbor	Order No.	Wire size	Max. RPM	Std. Pkg.	Std. Ctn.
4"	3/16"	5/8"-11	13K404	.020"	20,000	1	10
4 1/2"	3/16"	5/8"-11	13K454	.020"	15,000	1	10
5"	1/4"	5/8"-11	13K504	.020"	15,000	1	10
5"	1/4"	5/8"-11	13K504B	.020"	15,000	10	10
6"	1/4"	5/8"-11	13K604	.020"	10,000	1	10
6"	1/4"	5/8"-11	13K604B	.020"	10,000	10	10
6 7/8"	1/4"	5/8"-11	13K654	.020"	9,000	1	10
6 7/8"	1/4"	5/8"-11	13K654B	.020"	9,000	10	10

## STRINGER BEAD



Dia.	Width	Arbor	Order No.	Wire size	Max. RPM	Std. Pkg.	Std. Ctn.
4"	3/16"	5/8"-11	13K414	.020"	20,000	1	10
4 1/2"	3/16"	5/8"-11	13K464	.020"	15,000	1	10
5"	1/4"	5/8"-11	13K514	.020"	15,000	1	10
6"	1/4"	5/8"-11	13K614	.020"	10,000	1	10

## KNOT-TWISTED



Dia.	Width	Arbor	Order No.	Wire size	Max. RPM	Std. Pkg.	Std. Ctn.
4"	3/8"	5/8"-11	13L404	.020"	20,000	1	10
4 1/2"	3/8"	5/8"-11	13L454	.020"	15,000	1	10
5"	3/8"	5/8"-11	13L504	.020"	15,000	1	10
6"	3/8"	5/8"-11	13L604	.020"	10,000	1	10

## KNOT-TWISTED



Dia.	Width	Arbor	Order No.	Wire size	Max. RPM	Std. Pkg.	Std. Ctn.
4"	3/8"	5/8"-11	13L414	.020"	20,000	1	10
4 1/2"	3/8"	5/8"-11	13L464	.020"	15,000	1	10
5"	3/8"	5/8"-11	13L514	.020"	15,000	1	10
6"	3/8"	5/8"-11	13L614	.020"	10,000	1	10



▷ Stringer bead brushes are extra narrow to clean in tight areas such as between weld passes in pipe fitting



▷ Knot-twisted brushes are for surface cleaning after welding, to remove scale, spatter, rust and corrosion



## BRASS STRINGER BEAD BRUSH

Made with high-quality brass wire, WALTER brass brushes are the right choice for spark-free brushing in hazardous environments or operations where cleaning is needed without removing the base material.

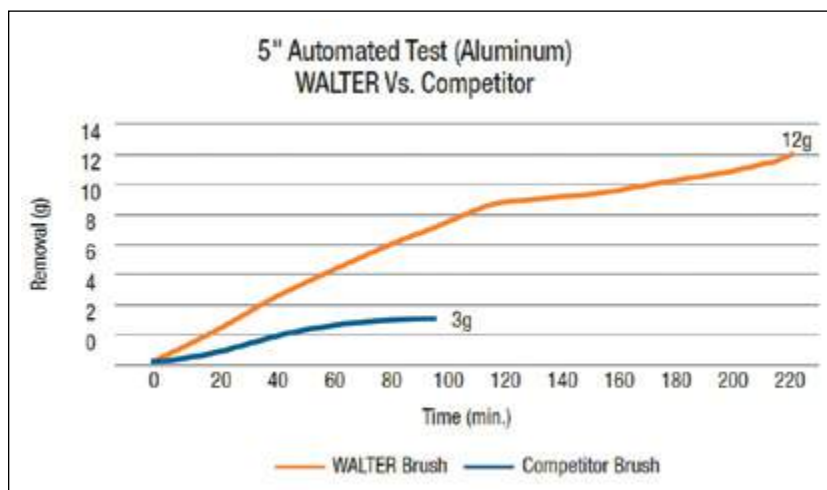
- ▷ 100% brass wires
- ▷ Spark-free & non-destructive
- ▷ Extra narrow for cleaning tight or hard-to-reach areas



### BRASS



Dia.	Width	Arbor	Order No.	Wire size	Max. RPM	Std. Pkg.	Std. Ctn.
5"	1/4"	5/8"-11	13K534	.020"	12,500	1	10
6"	1/4"	5/8"-11	13K634	.020"	12,500	1	10



### Tech tip!

Brass wire is softer than steel and stainless steel. Extend the life of your brush by using lighter pressure when cleaning contaminants with brass stringer bead brushes.

# SAUCER-CUP BRUSHES

For cleaning hard-to-reach areas

These brushes have a built-in working angle of 45° to clean surfaces in hard-to-reach areas such as inside corners, edges, and contours. Knot-twisted brushes are tightly knotted to remove surface imperfections quickly and ensure a long, productive lifespan. Crimped brushes provide excellent cleaning on uneven surfaces.

- ▷ For surface cleaning such as removing paint, rust, and corrosion
- ▷ Tightly knotted for maximum impact and long brush life (knot-twisted only)

## CRIMPED



Dia.	Arbor	Order No.	Wire size	Thick.	Max. RPM	Std. Pkg.	Std. Ctn.
4"	5/8"-11	13H454	.012"	1/2"	12,500	1	10
5"	5/8"-11	13H554	.012"	3/4"	10,000	1	10
6"	5/8"-11	13H654	.012"	3/4"	9,000	1	10



## KNOT-TWISTED



Dia.	Arbor	Order No.	Wire size	Thick.	Max. RPM	Std. Pkg.	Std. Ctn.
4"	5/8"-11	13H404	.015"	1/2"	20,000	1	10
5"	5/8"-11	13H504	.020"	1/2"	15,000	1	10
6"	5/8"-11	13H604	.020"	1/2"	12,500	1	10
7"	5/8"-11	13H704	.020"	1/2"	10,000	1	10



## KNOT-TWISTED



Dia.	Arbor	Order No.	Wire size	Max. RPM	Std. Pkg.	Std. Ctn.
4"	5/8"-11	13H414	.015"	20,000	1	10
5"	5/8"-11	13H514	.020"	15,000	1	10
6"	5/8"-11	13H614	.020"	12,500	1	10
7"	5/8"-11	13H714	.020"	10,000	1	10

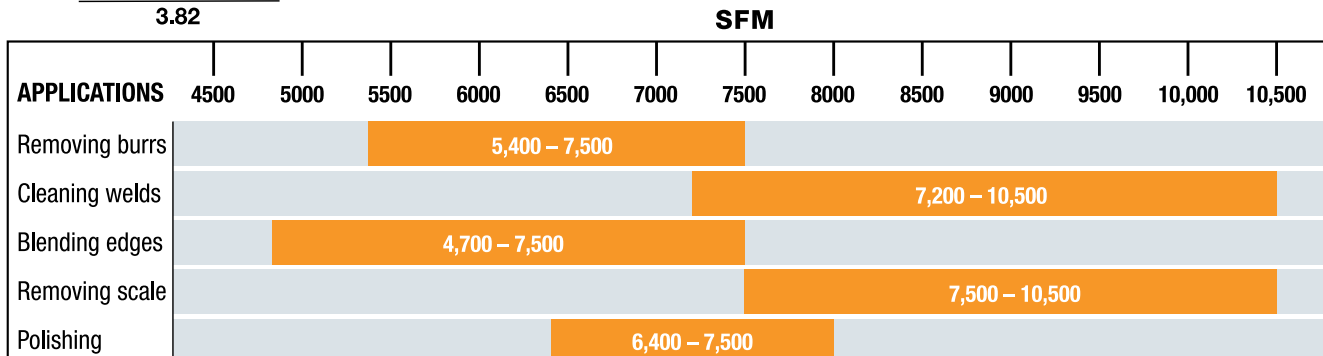


To convert brushes with 5/8"-11 arbor, please see page 207 for special threaded adaptors.

## Choose the right speed for your application

TO CONVERT SURFACE FEET PER MINUTE (SFM) TO RPM:

$$\text{SFM} = \frac{\text{DIAMETER} \times \text{RPM}}{3.82}$$





- ▷ *Crimped wire for general surface cleaning, rust, scale, and paint removal, etc.*

Spherical



- ▷ *The spherical shape allows you to clean in almost any position around the working area. Perfect for cleaning inside pipes and custom hard-to-reach areas.*

Straight



Conical



Wheel



Cup



## MOUNTED WIRE BRUSHES

Our mounted wire brushes come in a variety of sizes and configurations to fit numerous industrial applications on die grinders, power drills, or automated equipment.

For die grinders 1/4" shaft.

### MOUNTED CRIMPED



Type	Dia.	Width	Order No.	Wire size	Max. RPM	Std. Pkg.	Std. Ctn.
Straight	1/2"		13C003	.010"	25,000	1	10
Straight	1/2"		13C005	.020"	25,000	1	10
Straight	3/4"		13C008	.014"	25,000	1	10
Straight	1"		13C010	.014"	25,000	1	10
Conical	3/4"		13C028	.014"	25,000	1	10
Wheel	1 3/8"	1/4"	13C110	.008"	25,000	1	10
Wheel	2"	5/8"	13C120	.0118"	25,000	1	10
Wheel	3"	1/4"	13C123	.0118"	25,000	1	10
Wheel	3"	3/4"	13C125	.0118"	25,000	1	10
Wheel	4"	1/4"	13C128	.0118"	15,000	1	10
Cup	1 1/2"		13C015	.0118"	13,000	1	10
Cup	2 3/8"		13C018	.0118"	13,000	1	10
Spherical	1 1/2"	1 1/2"	13C215	.008"	20,000	1	10
Spherical	2"	2"	13C225	.010"	20,000	1	10
Spherical	3"	3"	13C230	.0118"	15,000	1	10

### MOUNTED CRIMPED



Type	Dia.	Width	Order No.	Wire size	Max. RPM	Std. Pkg.	Std. Ctn.
Straight	1/2"		13C053	.010"	25,000	1	10
Straight	1/2"		13C055	.020"	25,000	1	10
Straight	3/4"		13C058	.014"	25,000	1	10
Conical	3/4"		13C078	.0118"	25,000	1	10
Wheel	1 3/8"	1/4"	13C160	.008"	25,000	1	10
Wheel	2"	5/8"	13C170	.0118"	25,000	1	10
Wheel	3"	1/4"	13C173	.0118"	25,000	1	10
Wheel	3"	3/4"	13C175	.0118"	25,000	1	10
Wheel	4"	1/4"	13C178	.0118"	15,000	1	10
Cup	1 1/2"		13C065	.0118"	13,000	1	10
Cup	2 3/8"		13C068	.0118"	13,000	1	10
Spherical	1 1/2"	1 1/2"	13C265	.008"	20,000	1	10
Spherical	2"	2"	13C275	.010"	20,000	1	10
Spherical	3"	3"	13C280	.0118"	15,000	1	10



### KNOT-TWISTED



Type	Dia.	Width	Order No.	Wire size	Max. RPM	Std. Pkg.	Std. Ctn.
Straight	¾"		13C019	.020"	25,000	1	10
Straight	1 ¼"		13C020	.020"	25,000	1	10
Wheel	2 ¾"	¾"	13C130	.020"	25,000	1	10
Wheel	2 ¾"	¾"	13C140	.020"	25,000	1	10
Saucer-cup	3"	½"	13C270	.020"	25,000	1	10
Cup	3"	½"	13C370	.020"	12,000	1	10

- ▷ Knot-twisted wire for heavy-duty brushing such as deburring, removing heavy rust and corrosion, etc.
- ▷ Conical brushes for cleaning fillet welds
- ▷ Wire wheel brushes are excellent for cleaning the inside diameter of pipes and tubing

### KNOT-TWISTED



Type	Dia.	Width	Order No.	Wire size	Max. RPM	Std. Pkg.	Std. Ctn.
Straight	1 ½"		13C070	.020"	25,000	1	10
Wheel	2 ¾"	¾"	13C180	.020"	25,000	1	10

### DOUBLE SIDED KNOT-TWISTED



Type	Dia.	Width	Order No.	Wire size	Max. RPM	Std. Pkg.	Std. Ctn.
Wheel	3"	¾"	13C303	.0118"	25,000	1	10
Wheel	4"	¾"	13C404	.0118"	20,000	1	10

Mandrels for double sided brushes, order No. 13D008 (for 13C303) and 13D009 (for 13C404).



**COMBINE YOUR WIRE BRUSH WITH THE BEST POWER TOOL!**  
See page 164.



Mandrel shown on picture sold separately.

## LINEAR CRIMPED BRUSHES

Our linear wire brushes can be used with the LINE-MATE III™ system for efficient cleaning over wide surface areas.

### LINEAR CRIMPED BRUSHES



Dia.	Width	Arbor	Order No.	Wire size	Max. RPM	Std. Pkg.	Std. Ctn.
4 ½"	2"	⅝"-11	13M454	.01"	4,000	1	10

### LINEAR CRIMPED BRUSHES



Dia.	Width	Arbor	Order No.	Wire size	Max. RPM	Std. Pkg.	Std. Ctn.
4 ½"	2"	⅝"-11	13M464	.01"	4,000	1	10



# WIRE WHEEL BRUSHES

For bench and pedestal grinders

These brushes are made from industrial quality wire perfectly balanced for smooth operation and long life. They are most commonly used to remove paint, rust, and corrosion, for light deburring and similar cleaning jobs.

## CRIMPED



Dia.	Width	Arbor	Order No.	Wire size	Max. RPM	Std. Pkg.	Std. Ctn.
4"	3/4"	1/2"	13B040	.0118"	6,000	1	10
6"	7/8"	1 1/4"	* 13B060	.0118"	6,000	1	10
6"	1 1/8"	1 1/4"	* 13B061	.0118"	6,000	1	10
6"	3/4"	1 1/4"	* 13B065	.0118"	6,000	1	10
7"	7/8"	1 1/4"	* 13B070	.0118"	6,000	1	10
8"	1"	1 1/4"	* 13B080	.0118"	4,500	1	10
8"	1/2"	5/8"	** 13B082	.0118"	4,500	1	10
8"	3/4"	1 1/4"	* 13B085	.0118"	4,500	1	10
10"	1"	1 1/4"	* 13B100	.0118"	3,600	1	10

\* All brushes with 1 1/4" arbor are equipped with a set of reducer bushings to fit the following shaft diameters: 1/2", 5/8", 3/4", 7/8" and 1".

\*\* This brush comes with 1/2" reducer bushings.



- ▷ Crimped wire has optimal density and wire trim for the most effective brushing action and longest life
- ▷ For general surface cleaning and deburring applications

## CRIMPED



Dia.	Width	Arbor	Order No.	Wire size	Max. RPM	Std. Pkg.	Std. Ctn.
6"	3/4"	1 1/4"	* 13B165	.0118"	6,000	1	10
6"	7/8"	1 1/4"	* 13B160	.0118"	6,000	1	10
8"	3/4"	1 1/4"	* 13B185	.0118"	4,500	1	10
8"	1"	1 1/4"	* 13B180	.0118"	4,500	1	10

\* All brushes with 1 1/4" arbor are equipped with a set of reducer bushings to fit the following shaft diameters: 1/2", 5/8", 3/4", 7/8" and 1".

## KNOT-TWISTED



Dia.	Width	Arbor	Order No.	Wire size	Max. RPM	Std. Pkg.	Std. Ctn.
6"	3/8"	5/8"	** 13B260	.0118"	9,000	1	10
8"	3/8"	5/8"	** 13B280	.0118"	8,500	1	10

\*\* These brushes come with 1/2" reducer bushings.



- ▷ These brushes are designed to be flipped and mounted in the opposite direction
- ▷ This self-sharpenes the wires, extending lifespan while maintaining fast cleaning and deburring rates

### Accessory

#### Replacement set of bushings

Complete set 13B015

## SCRATCH BRUSHES

The best value for hand brushes in the industry. A curved metal core design combined with high-quality crimped wire allows for comfortable and productive brushing in wide variety of applications using one brush. The ergonomic thermoplastic handle design is both heat- and crack-resistant. To reduce the number of brushes needed in your operation, turn to WALTER's universal scratch brushes.

- ▷ Lasts up to 25X longer than conventional wood handle scratch brushes
- ▷ Replace multiple brush types with this one versatile brush
- ▷ Ergonomic design for comfortable brushing
- ▷ Color-coded for easy identification



- ▷ High carbon steel wires
- ▷ Brass coating prevents rust buildup

### BRASS COATED STEEL



Steel

Order No.	Wire type	Total length	Brush length	Brush width	Wire size	Std. Pkg.
13S104	Crimped	9-5/8"	5-5/16"	9/16"	.012"	24

### STAINLESS STEEL



Stainless Steel



Alu. + n.f. metals

Order No.	Wire type	Total length	Brush length	Brush width	Wire size	Std. Pkg.
13S114	Crimped	9-5/8"	5-5/16"	9/16"	.012"	24



- ▷ 304 stainless steel wires
- ▷ Guaranteed not to contaminate stainless steel

### BRASS



Steel



Stainless Steel



Alu. + n.f. metals



Brass

Order No.	Wire type	Total length	Brush length	Brush width	Wire size	Std. Pkg.
13S134	Crimped	9-5/8"	5-5/16"	9/16"	.012"	24

- ▷ 100% brass wires
- ▷ Designed for spark-free environments

### Tech tip!

Working with multiple brush types on the job can cause clutter and downtime due to switching. Simplify your brushing solutions with this universal scratch brush designed to handle all your brushing application needs.





# ALLSTEEL™

## ALLSTEEL™ WIRE BRUSHES

ALLSTEEL™ wire brushes are designed to provide exceptional value and deliver consistent and reliable surface cleaning performance on a variety of metals. Through a strict quality-controlled manufacturing process, ALLSTEEL™ brushes are perfectly balanced and feature an identical wire count to ensure vibration-free brushing. Available in a variety of shapes and sizes.

- ▷ High-quality wire
- ▷ Perfect balance and even wire count
- ▷ Stainless steel wire brushes made with grade 304 stainless wire
- ▷ Guaranteed not to contaminate your workpiece

### WIRE CUP BRUSHES

#### CRIMPED



Order No.	Dia.	Arbor	Wire	Max RPM	Std Pkg.	Wire Type
13W301	3	5/8"-11	0.0118"	12,000	1	Steel
13W302	3	5/8"-11	0.0118"	12,000	1	Stainless
13W501	5	5/8"-11	0.014"	8,600	1	Steel

#### KNOT-TWISTED

Order No.	Dia.	Arbor	Wire	Max RPM	Std Pkg.	Wire Type
13W311	3	5/8"-11	0.02"	12,000	1	Steel
13W312	3	5/8"-11	0.02"	12,000	1	Stainless
13W313	3	M14	0.02"	12,000	10	Steel

\* Only on 304 stainless wire type



### WIRE WHEEL BRUSHES

#### STRINGER BEAD



Order No.	Dia.	Arbor	Wire	Max RPM	Std Pkg.	Wire Type
13W461	4-1/2	5/8"-11	0.02"	15,000	1	Steel
13W561	5	5/8"-11	0.02"	15,000	1	Steel
13W561B	5	5/8"-11	0.02"	15,000	10	Steel
13W563	5	M14	0.02"	15,000	10	Steel
13W661	6	5/8"-11	0.02"	10,000	1	Steel
13W661B	6	5/8"-11	0.02"	10,000	10	Steel
13W761	6-7/8	5/8"-11	0.02"	9,000	1	Steel

#### KNOT-TWISTED

13W451	4-1/2	5/8"-11	0.02"	15,000	1	Steel
13W551	5	5/8"-11	0.02"	15,000	1	Steel
13W553	5	M14	0.02"	15,000	10	Steel
13W651	6	5/8"-11	0.02"	10,000	1	Steel



#### Color coded hubs for easy identification

	Dark Grey	Carbon Steel
	White	Stainless Steel

# ALLSTEEL™ WIRE BRUSHES AND MOUNTED WIRE BRUSHES

## SAUCER CUP BRUSHES

### CRIMPED



Order No.	Dia.	Arbor	Wire	Max RPM	Std Pkg.	Wire Type
13W431	4	5/8"-11	0.0118"	12,500	1	Steel
13W531	5	5/8"-11	0.0118"	10,000	1	Steel

### KNOT-TWISTED

13W441	4	5/8"-11	0.02"	20,000	1	Steel
13W541	5	5/8"-11	0.02"	15,000	1	Steel



## MOUNTED WIRE BRUSHES

### KNOT-TWISTED



Order No.	Type	Dia.	Shank	Wire	Max RPM	Std Pkg.	Std Ctn	Wire Type
09C020	Straight	1-1/8"	1/4"	0.02"	20,000	1	10	Steel
09C130	Wheel	2-3/4"	1/4"	0.02"	20,000	1	10	Steel
09C140	Wheel	2-3/4"	1/4"	0.02"	25,000	1	10	Steel
09C270	Saucer-cup	3"	1/4"	0.02"	20,000	1	10	Steel
09C370	Cup	3"	1/4"	0.02"	12,000	1	10	Steel

### KNOT-TWISTED



Order No.	Type	Dia.	Shank	Wire	Max RPM	Std Pkg.	Std Ctn	Wire Type
09C070	Straight	1-1/8"	1/4"	0.02"	20,000	1	10	Stainless
09C180	Wheel	2-3/4"	1/4"	0.02"	20,000	1	10	Stainless

### DOUBLE SIDED KNOT-TWISTED



Order No.	Type	Dia.	Shank	Wire	Max RPM	Std Pkg.	Std Ctn	Wire Type
09C303	Wheel	3"	3/8"	0.02"	20,000	1	10	Steel
09C404	Wheel	4"	3/8"	0.02"	20,000	1	10	Steel

Mandrels for double sided brushes, order no. 13D008 (for 13C303) and 13D009 (for 13C404).

### Color coded hubs for easy identification

	Dark Grey	Carbon Steel
	White	Stainless Steel



STRAIGHT



SAUCER-CUP



WHEEL

Mandrel shown on picture sold separately.



CUP

# ALLSTEEL™ MOUNTED WIRE BRUSHES

## MOUNTED WIRE BRUSHES

### MOUNTED CRIMPED



Order No.	Type	Dia.	Shank	Wire	Max RPM	Std Pkg.	Std Ctn	Wire Type
09C008	Straight	3/4"	1/4"	0.0118"	18,000	1	10	Steel
09C028	Conical	2-3/8"	1/4"	0.0118"	18,000	1	10	Steel
09C110	Wheel	1-3/8"	1/4"	0.0080"	20,000	1	10	Steel
09C120	Wheel	2"	1/4"	0.0118"	20,000	1	10	Steel
09C125	Wheel	3"	1/4"	0.0118"	18,000	1	10	Steel
09C015	Cup	1-1/2"	1/4"	0.0118"	13,000	1	10	Steel
09C018	Cup	2-3/8"	1/4"	0.0118"	13,000	1	10	Steel



SPHERICAL



STRAIGHT

### MOUNTED CRIMPED



Order No.	Type	Dia.	Shank	Wire	Max RPM	Std Pkg.	Std Ctn	Wire type
09C058	Straight	3/4"	1/4"	0.0118"	25,000	1	10	Stainless
09C078	Conical	3/4"	1/4"	0.0118"	18,000	1	10	Stainless
09C160	Wheel	1-3/8"	1/4"	0.0080"	20,000	1	10	Stainless
09C170	Wheel	2"	1/4"	0.0118"	20,000	1	10	Stainless
09C175	Wheel	3"	1/4"	0.0118"	18,000	1	10	Stainless
09C065	Cup	1-1/2"	1/4"	0.0118"	13,000	1	10	Stainless
09C068	Cup	2-3/8"	1/4"	0.0118"	13,000	1	10	Stainless



CONICAL





WHEEL



CUP

#### Color-coded hubs for easy identification

	Dark Gray	Carbon Steel
	White	Stainless Steel



Video available at The WALTER Network  
[www.youtube.com/user/TheWalterNetwork](http://www.youtube.com/user/TheWalterNetwork)





# FAST TRACK

**SHAYNE WORGAN**  
WELDER

//  
**We can't delay shipments. Quality tools help me get the trains back on the tracks quickly.**  
//

If you want something done fast and well, sometimes the best way to achieve it, is by doing it yourself. Shayne learned that at a young age, watching his dad fix and repair all kinds of items around the house. Shayne's first job was to hold the flashlight while his father did the fixing.

After giving graphic design a try in school, Shayne went back to his roots. He realized that the countless hours spent helping his dad, as well as the experience gained by building and repairing things on his own, were not in vain since they were highly requested and profitable in the world of large-scale manufacturing. So, he decided to give welding a try.

Eight years later, Shayne now works for one of North America's largest manufacturers of freight car axles and a leading train repair shop, supplying the transit and ground passenger transportation industry. "At the shop, we work on so many different projects. I can be welding, gauging, grinding, and drilling within the same day. Cars are continuously coming in. I can't afford to waste time; I've got to stay on schedule."

His passion for metalworking, as well as his access to the proper tools and abrasives, helps Shayne get the job done fast. So fast, that when he asked his boss what he could do to improve and suggested he could try to work a little faster, his boss chuckled and said: "No, I really don't think your speed is an issue."

Performing a wide variety of repairs on rail cars has its challenges. "Maintenance and repairs on trains are physically demanding jobs. Flap discs that increase my comfort level, help take a load off my shoulders." But it also has its rewards: "Seeing these huge units enter the shop all crooked and worn down and leave the shop looking as good as new is so satisfying!"

Shayne is definitely on the fast track to success.



SCAN THE QR CODE ABOVE TO LEARN MORE ABOUT SHAYNE'S JOURNEY

 **WALTER**  
Achieve Greatness™



A man wearing a dark denim shirt, safety glasses, and a black protective headgear is using a power tool to cut a metal pipe. A large shower of bright orange sparks is flying out from the cut. The background is a blurred industrial setting. In the top right corner, there is a solid orange square.

06

POWER  
TOOLS

# FEATURES



SCAN TO LEARN  
MORE ABOUT  
GRINDER SAFETY!

## Power, safety and improved productivity

Our line of angle grinders is designed to excel in all applications, whether it be in grinding, cutting, sanding, or cleaning. Each of our grinders is compact and packs a punch, providing you with the highest removal rate in the industry when paired with WALTER abrasives. These industrial tools are designed with safety in mind and are built to last.

We have also classified our grinders to help you select the very best tool for your specific needs. Is improving safety the key decision factor? Perhaps maximum productivity is really what matters. Rest assured that whichever grinder you select, it will deliver the strongest, most efficient output available, reducing your overall costs.



	Anti-vibration side handle	Tool-free guard	Quick-R™ release	Safety clutch	Paddle switch (non-locking)	Soft Start™	Safety restart	DYNAMAX™ electronics	Powerguard™	Stabilizer	Variable Dialspeed™	Mechanical brake system
<b>MINI GRINDER</b>	✗	✗	✗	✗								
<b>MINI PS</b>	✗	✗	✗	✗	✗							
<b>MINI PLUS</b>	✗	✗	✗	✗		✗	✗	✗	✗	✗	✗	
<b>SUPER 5</b>	✗	✗	✗	✗								
<b>SUPER 5 PS</b>	✗	✗	✗	✗	✗	✗	✗	✗	✗			✗
<b>PRO 5</b>	✗	✗	✗	✗		✗	✗	✗	✗	✗		
<b>BIG 6</b>	✗	✗	✗	✗		✗	✗	✗	✗	✗		
<b>BIG 6 PS</b>	✗	✗	✗	✗	✗	✗	✗	✗	✗	✗		✗
<b>IRONMAN</b>	✗	✗	✗	✗		✗	✗	✗		✗		
<b>IRONMAN PS</b>	✗	✗	✗	✗	✗	✗	✗	✗		✗		✗
<b>MAXI</b>	✗	✗			✗*							
<b>QUICK-STEP FINISHER</b>	✗	✗	✗	✗		✗	✗	✗	✗		✗	
<b>QUICK-STEP BIG-BUFF III</b>	✗					✗		✗	✗		✗	
<b>ULTI-MATE</b>	✗	✗		✗		✗	✗	✗	✗		✗	
<b>RAIL-MATE</b>						✗		✗			✗	
<b>QUICK-STEP LINE-MATE III</b>	✗					✗		✗	✗		✗	
<b>DIALSPEED 6141</b> <b>DIALSPEED 6145</b>						✗	✗	✗	✗		✗	
<b>STRAIGHT-MATE</b>						✗		✗			✗	

\*Non-locking switch available upon request on MAXI™ models.



## Total performance

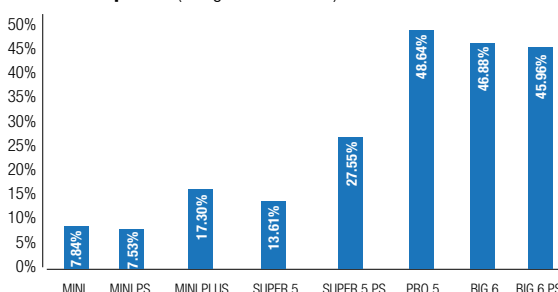
When you combine the most powerful grinders with premium WALTER abrasives, you get the best overall performance in the industry. Whether you need to cut, grind, or finish surfaces, our line of angle grinders gets the job done faster and easier while extending the life of your abrasives. WALTER's next-generation grinders are setting new standards in the metalworking industry.

### New angle grinders vs. the previous generation (both using HP XX grinding wheels)

Model	Total removal (g)			Removal rate (g/min.)		
		New	%		New	%
MINI	1020	1111	8.92%	20.40	22	7.84%
MINI PS	1023	1111	8.60%	20.46	22	7.53%
MINI PLUS	1023	1230	20.23%	20.46	24	17.30%
SUPER 5	1176	1200	2.04%	29.40	33.4	13.61%
SUPER 5 PS	1176	2100	78.57%	29.40	37.5	27.55%
PRO 5	1176	2300	95.58%	29.40	43.7	48.64%
BIG 6	2200	2765	25.68%	32.00	47	46.88%
BIG 6 PS	2200	2765	25.68%	32.20	47	45.96%

● Double the life of your HP XX wheels by combining them with our PRO 5 grinder!

### Productivity gain with our grinders compared to closest competitor (using HP XX wheels)



## OUR GRINDERS GENERAL FEATURES

**Variable DialSpeed™** Electronic speed control at the back of the machine to adjust the speed for optimum performance. DYNAMAX™ electronics regulate the power supply to the motor to ensure constant speed under full load for optimal control.

**Soft Start™** Tools equipped with Soft Start™ will ensure a progressive increase of RPM for safer use, as opposed to a high start-up "kick."

**Brake system** Fastest mechanical brake available on the market that will stop the tool within two seconds, for optimal user safety.

**Powerguard™** A temperature sensor is built into the electric motor to help protect the tool from burn-out.

**Quick-R™ release** Lets you change grinding and cut-off wheels in seconds without any keys or wrenches.

**Anti-vibration side handle** High-tech, vibration-absorbing side handle offers a safer and more comfortable operation without fatigue.

**Paddle switch (non-locking)** For added safety, the double action non-locking paddle switch will stop the grinder if you are not holding it.

**Safety restart** Following a power interruption the power tool will not restart on its own when power is restored. If the switch is left in the ON position, the LED will start blinking when the power is restored. To restart the grinder, it must be reset by switching it OFF and then ON. If the cord breaks, the LED link will flash.

**DYNAMAX™ electronics** Ensure that spindle RPM speeds remain constant even under load for maximum productivity.

**Tool-free guard** Quick-release guard lever lets you adjust or remove the wheel guard without any tools, in a matter of seconds.

**Safety clutch** Built into the gear drive, the safety slip clutch neutralizes momentum and eliminates dangerous backlash.

**Stabilizer** Significantly reduces vibration during operation, making the tools more ergonomic and extending the life of both the tool and abrasives by up to 200%.

## More protection

All WALTER 4 1/2", 5" and 6" angle grinders are covered by our 24-month LONG-RUN warranty and exclusive SERVICEGUARD™ protection plan.



# ANGLE GRINDERS



WARRANTY  
LONG-RUN  
SERVICEGUARD™  
Protection Plan  
24 MONTHS

## MINI GRINDER™

Order no. 30A161

Light, compact and durable The MINI GRINDER™'s state-of-the-art features include the new WALTER anti-vibration handle that makes the grinder more comfortable to use and WALTER's QUICK-R™ instant release function for disc changeouts that take just seconds. The MINI™ has an additional 100 watts of power and features a rear vent to keep the armature cooler, allowing you to work longer while extending the life of the tool.



WARRANTY  
LONG-RUN  
SERVICEGUARD™  
Protection Plan  
24 MONTHS

## MINI PS™

Order no. 30A163

Additional job site safety The MINI PS™ is the ideal choice when a paddle switch is needed on a 4 ½" grinder. It can be plugged into a generator, making it the perfect fit for construction sites. The double-action non-locking paddle switch will stop when you release it, making it the safest choice without sacrificing productivity.



WARRANTY  
LONG-RUN  
SERVICEGUARD™  
Protection Plan  
24 MONTHS

## MINI PLUS™

Order no. 30A255

Powerful variable speed grinder The MINI PLUS™ grinder provides premium performance and the most advanced features in the industry. Put it to work by taking down welds, cutting tubing, light sanding, or removing rust and paint. With an autobalancer, our DYNAMAX™ speed control, and POWERGUARD™ protection from overheating, the MINI PLUS™ delivers superior performance no matter the job. Remove more material faster while also significantly extending the life of your abrasives with a premium power tool.

Description	MINI™	MINI PS™	MINI PLUS™
Model name	6161K	6163B	6255J
Order No.	30A161	30A163	30A255
Anti-vibration side handle	√	√	√
Safety clutch	√	√	√
QUICK-R™ instant release function	√	√	√
Tool-free rotating guard	√	√	√
Non-locking paddle switch		√	
Lock-on switch	√		√
AC/DC compatibility	√	AC only	AC only
Stabilizer™			√
Soft-Start™			√
Restart protection			√
DYNAMAX™ RPM monitoring			√
POWERGUARD™ overheat protection			√
LED indicator			√
DIALSPEED™ variable RPM selector			√
Spindle	5/8" - 11	5/8" - 11	5/8" - 11
RPM no-load	10,500	10,500	2,800 to 10,500
Amps	8. A	8.5 A	9.5 A
Power	900 W	900 W	1000 W
Tool weight	4.6 lbs	4.6 lbs	4.8 lbs
Maximum wheel diameter	4 ½"	4 ½"	5"
<b>Standard equipment</b>			
Wheel guard type 27	48M558	48M558	48M641
Side handle	30B075	30B075	30B075
Inner flange	30B057	30B057	30B057
QUICK-R™ front nut	30B020	30B020	30B020
<b>Optional equipment</b>			
Close guard adaptor	34B010	34B010	34B011
Manual clamping nut	30B037	30B037	30B037
Pin key wrench	48Z148	48Z148	48Z148
SPIN-ON™ kit	30B024	30B024	30B024



WARRANTY  
LONG-RUN  
SERVICEGUARD™  
Protection Plan  
24  
MONTHS

## SUPER 5™

Order no. 30A150

The perfect intermediate size grinder

Now boasting a 10.5A motor, this grinder is the right choice for those jobs that require extra power from a lightweight tool. This industrial-grade power tool is built to last, and when paired with 5" WALTER abrasives, it provides one of the safest and most productive systems to tackle a wide range of jobs.



WARRANTY  
LONG-RUN  
SERVICEGUARD™  
Protection Plan  
24  
MONTHS

## SUPER 5 PS™

Order no. 30A153

Safety and performance

The SUPER 5 PS™ allows you to grind, cut, sand, finish, and clean at a much faster and smoother rate. Furthermore, rest assured that when you hold the SUPER 5 PS™, you are holding the safest grinder thanks to Soft Start™, Powerguard™, a safety clutch, and a safety restart that prevents the tool from starting on its own after a power interruption. The SUPER 5 PS™ also comes with a paddle switch and a mechanical brake which stops the grinder within 2 seconds of relieving the trigger.



WARRANTY  
LONG-RUN  
SERVICEGUARD™  
Protection Plan  
24  
MONTHS

## PRO 5™

Order no. 30A157

The best ratio of weight and performance

The PRO 5™ has no peers among 5" angle grinders when it comes to removal rate or cutting speed. Equipped with the WALTER Stabilizer™, DYNAMAX™, Powerguard™, and Soft Start™ technologies, the PRO 5™ is in a class of its own and offers the most comprehensive safety and productivity-enhancing features.

Description	SUPER 5™	SUPER 5 PS™	PRO 5™
Model name	6150i	6153C	6157A
Order No.	30A150	30A153	30A157
Anti-vibration side handle	√	√	√
Safety clutch	√	√	√
QUICK-R™ instant release function	√	√	√
Tool-free rotating guard	√	√	√
Non-locking paddle switch		√	
Mechanical brake system		2-second brake	
Lock-on switch	√		√
AC/DC compatibility	√	AC only	AC compatibility only
Stabilizer™			√
Soft-Start™		√	√
Restart protection		√	√
DYNAMAX™ RPM monitoring		√	√
POWERGUARD™ overheat protection		√	√
LED indicator		√	√
Spindle	5/8" - 11	5/8" - 11	5/8" - 11
RPM no-load	11,000	11,000	11,000
Amps	10.5 A	13.5 A	13.5 A
Power	1200 W	1550 W	1550 W
Tool weight	5.3 lbs	5.5 lbs	5.7 lbs
Maximum wheel diameter	5"	5"	5"
<b>Standard equipment</b>			
Wheel guard type 27	48M641	48M641	48M641
Side handle	30B075	30B075	30B075
Inner flange	30B057	30B057	30B057
QUICK-R™ front nut	30B020	30B020	30B020
<b>Optional equipment</b>			
Close guard adaptor	34B011	34B011	34B011
Manual clamping nut	30B037	30B037	30B037
Pin key wrench	48Z148	48Z148	48Z148
SPIN-ON™ kit	30B024	30B024	30B024





## BIG 6™

Order no. 30A260

The best ratio of weight and performance

The BIG 6™ is the most powerful grinder in its class. The only grinder that can deliver 1,700 watts with a 6" wheel capacity, the BIG 6™ is built for heavy-duty applications. It offers a secure grip thanks to the new WALTER Stabilizer™ system, which reduces vibration and increases the life of each wheel by at least 30%. The BIG 6™ has extensive safety features, making it ideal for production environments that require the performance of a 7" or even 9" grinder without the weight that contributes to operator fatigue.



## BIG 6 PS™

Order no. 30A263

Heavy-duty performance with additional safety features

The BIG 6 PS™ comes with a paddle switch and a mechanical brake to stop the grinder within 2 seconds of relieving the trigger. The BIG 6 PS™ is the safest heavy-duty grinder on the market and also comes with a WALTER Stabilizer™ to reduce vibration, improving workplace ergonomics while improving the life and removal rate of your abrasives.

Description	BIG 6™	BIG 6 PS™
Model name	6260J	6263B
Order No.	30A260	30A263
Anti-vibration side handle	✓	✓
Safety clutch	✓	✓
QUICK-R™ instant release function	✓	✓
Tool-free rotating guard	✓	✓
Lock-on switch	✓	
Non-locking paddle switch		✓
Mechanical brake system		✓
AC/DC compatibility	AC compatibility only	AC compatibility only
Stabilizer™	✓	✓
Soft-Start™	✓	✓
Restart protection	✓	✓
DYNAMAX™ RPM monitoring	✓	✓
POWERGUARD™ overheat protection	✓	✓
LED indicator	✓	✓
Spindle	5/8" - 11	5/8" - 11
RPM no-load	9,600	9,600
Amps	14.5 A	14.5 A
Power	1700 W	1700 W
Tool weight	5.9 lbs	6.2 lbs
Maximum wheel diameter	6"	6"
<b>Standard equipment</b>		
Wheel guard type 27	48M667	48M667
Side handle	30B075	30B075
Inner flange	30B057	30B057
QUICK-R™ front nut	30B020	30B020
<b>Optional equipment</b>		
Close guard adaptor	34B012	34B012
Manual clamping nut	30B037	30B037
Nut holder	30B023	30B023
Pin key wrench	48Z148	48Z148
SPIN-ON™ kit	30B024	30B024

# IRONMAN™ GRINDERS

## WARRANTY

**LONG-RUN**  
SERVICEGUARD™  
Protection Plan

**24**  
MONTHS



## IRONMAN™

**Order no.** 30A560

Top performance in strenuous and prolonged applications

With its ergonomic rat-tail design, the IRONMAN™ delivers 1,750 watts with 6" wheel capacity. It comes with a WALTER Stabilizer™ to reduce vibration and extend the life and removal rate of your abrasives by up to 30%. Ideal for prolonged applications, when combined with WALTER abrasives, IRONMAN™ is among the industry's most productive systems available.

## IRONMAN™ PS

**Order no.** 30A563

Exceptional performance with added safety features

If it's high performance and added safety you're after, the IRONMAN™ PS comes with a paddle switch and a mechanical brake to stop grinding wheels from turning within 2 seconds of relieving the trigger and cutting wheels within 1.5 seconds. It delivers 1,750 watts of power and comes with a WALTER Stabilizer™ to reduce vibration, improve ergonomics, and extend the life and removal rate of your abrasives.

Description	IRONMAN™	IRONMAN™ PS
Model name	6560A	6563A
Order No.	30A560	30A563
Anti-vibration side handle	√	√
Safety clutch	√	√
QUICK-R™ instant release function	√	√
Tool-free rotating guard	√	√
Lock-on switch	√	
Mechanical brake system		2-second brake
AC/DC compatibility	AC compatibility only	AC compatibility only
Stabilizer™	√	√
Soft-Start™	√	√
Restart protection	√	√
DYNAMAX™ RPM monitoring	√	√
LED indicator	√	√
Spindle	5/8" - 11	5/8" - 11
RPM no-load	9,600	9,600
Amps	14.5 A	14.5 A
Power	1750 W	1750 W
Tool weight	6.2 lbs	6.2 lbs
Maximum wheel diameter	6"	6"
<b>Standard equipment</b>		
Wheel guard type 27	48M461 / 48M667	48M461 / 48M667
Side handle	30B075	30B075
QUICK-R™ front nut	30B020	30B020
<b>Optional equipment</b>		
Close guard adaptor	34B011	34B012
Manual clamping nut	30B037	30B037
Pin key wrench	48Z148	48Z148
SPIN-ON™ kit	30B024	30B024

# MAXI™ GRINDERS



**MAXI™ 7"**  
Order no. 30A170

**MAXI™ 9"**  
Order no. 30A190

Pound for pound, they deliver more power and better performance

These full-size industrial angle grinders now deliver even more power and speed to get heavy-duty grinding and finishing jobs done faster and with less effort. Well-established and recognized quality motors generate less heat and deliver a higher removal rate under load. These grinders will stay on the job longer in the most demanding applications such as bevelling, grinding and taking down heavy welds.

**WARRANTY**

**LONG-RUN**  
SERVICEGUARD™  
Protection Plan

**24**  
MONTHS

Description	MAXI™ 7"	MAXI™ 9"
Model name	6170i	6190i
Order No.	30A170	30A190
Anti-vibration side handle	√	√
Lock-on switch	√	√
AC/DC compatibility	√	√
Swivel rear handle	√	√
Spindle	5/8" - 11	5/8" - 11
RPM no-load	8,500	6,800
Amps	15 A	15 A
Power	2400 W	2400 W
Tool weight	12.8 lbs	12.8 lbs
Maximum wheel diameter	7"	9"
<b>Standard equipment</b>		
Wheel guard	48M516	48M517
Side handle	30B078	30B078
Inner flange	30B057	30B057
Clamping nut	30B037	30B037
Pin key wrench	48M483	48M483
<b>Optional equipment</b>		
Cut-off guard	34B065	34B066



# GRINDER GRIP™

Magnetic grinder accessory to keep your tools close



*The GRINDER GRIP™ is the only magnetic grinder accessory that makes work easier, safer, and more convenient.*

The magnet easily attaches to your grinder, allowing it to stick to any ferrous metal surface when not in use. This will help prevent damage to your power tools, as well as your abrasives by keeping them out of harm's way, all while remaining easily accessible. No more knocking or dropping your tools! Stick them with the GRINDER GRIP™.

### Features

- ▷ *It's safe and easy to install*
- ▷ *Keeps your tools out of harm's way all while keeping them handy. Compatible with WALTER angle grinders*
- ▷ *Models compatible with other brands such as Metabo, Dewalt, Milwaukee, Makita, Hilti*



**Order No.:** 30G001  
for WALTER grinder models.  
*For other brands, see accessories on page 208.*

**YouTube**  
Video available at The WALTER Network  
[www.youtube.com/user/TheWalterNetwork](http://www.youtube.com/user/TheWalterNetwork)



SCAN TO WATCH VIDEO





# STRAIGHT GRINDERS

## STRAIGHT-MATE™

**Order no.** 30A606 (30A607 for the kit)

The ultimate straight grinder and lightweight polishing and buffing tool

The STRAIGHT-MATE™ packs a punch as the ultimate lightweight straight grinder with WALTER's Dynamax™ variable speed control and RPM range of 1,600 to 4,800.

A versatile grinding, polishing and buffing tool.



### Features

- ▷ *Dynamax™ variable speed control*
- ▷ *RPM range: 1,600-4,800*
- ▷ *Lightweight: 7 lbs (3.2 kg)*
- ▷ *Max wheel diameter: 6" (150mm).*
- ▷ *Compatible with cotton wheels and polishing pastes*
- ▷ *Compatible with wire brush and Line-Mate™ drums*
- ▷ *Compatible with non-woven abrasives*
- ▷ *Plugs and cones*
- ▷ *Compatible with snagging wheels*



## STRAIGHT-MATE™ KIT

**Order no.** 30A607

### Includes:

- 1 FX Stainless (07X662)
- 1 BLENDEX U (07U613)
- 1 2-in-1 Turbo Drum (07K421)
- 1 2-in-1 Drum (07K342)
- 1 BLENDEX Drum (07M323)
- 1 Cotton Drum (07T425)
- 1 Polishing Paste (07T907)
- 1 Wire Drums (13M464)
- 1 STRAIGHT-MATE (30A606)

Description	STRAIGHT-MATE™
Model Name	6606A
Order No.	30A606 (30A607 for kit)
AC compatibility only	√
Soft-Start <sup>MC</sup>	√
DYNAMAX™ RPM monitoring	√
DIALSPEED™ variable RPM selector	√
Spindle	5/8"-11
RPM no-load	1600-4800
Amperage	11.8
Power	1300W
Tool weight	6.6 lbs
Maximum wheel diameter	6" (150mm)



# FINISHING TOOLS



## QUICK-STEP FINISHER™

**Order no.** 30A275 (30A277 for the kit)

The perfect tool for surface finishing and polishing

This variable speed tool was specifically designed to get the most out of the QUICK-STEP™ surface finishing system. Whether you sand, buff or polish, the QUICK-STEP Finisher™ will provide you with a uniform, top-quality finish and reduced finishing times. With all the latest electronic safety controls, the QUICK-STEP Finisher™ is the smart choice for professionals looking to reduce cycle time and finishing costs.



### QUICK-STEP FINISHER™ SYSTEM

**Order no.** 30A277

**Includes:**

- 1 QUICK-STEP interface pad (07Q045)
- 1 QUICK-STEP backing pad MG (07Q149)
- 1 QUICK-STEP FLEX grit 60 (07Q506)
- 1 QUICK-STEP FLEX grit 120 (07Q512)
- 2 QUICK-STEP Blendex med (07R453)
- 1 QUICK-STEP Blendex fine (07R454)
- 1 QUICK-STEPFX (07X845)
- 4 QUICK-STEP XX (15V418)
- 1 QUICK-STEP Finisher (30A275) with standard equipment plus carrying case



Description	QUICK-STEP FINISHER™
Model name	6275B
Order No.	30A275 (30A277 for the kit)
Anti-vibration side handle	✓
Safety clutch	✓
QUICK-R™ instant release function	✓
Lock-on switch	✓
AC/DC compatibility	AC compatibility only
Soft-Start™	✓
Restart protection	✓
DYNAMAX™ RPM monitoring	✓
POWERGUARD™ overheat protection	✓
LED indicator	✓
DIALSPEED™ variable RPM selector	✓
Spindle	5/8" - 11
RPM no-load	2,000 to 7,600
Amps	12.2 A
Power	1550 W
Tool weight	5.5 lbs
Maximum wheel diameter	6"
<b>Standard equipment</b>	
Wheel guard type 27	48M667
Side handle	30B075
Inner flange	30B057
QUICK-R™ front nut	30B020
<b>Optional equipment</b>	
Manual clamping nut	30B037
Pin key wrench	48Z148



## QUICK-STEP BIG-BUFF III™

**Order no.** 30A265 (30A267 for the kit)

The most comfortable and versatile tool for metal polishing

The Quick-Step Big-Buff III™ is a variable speed tool designed to provide operators with the power and versatility to tackle any job that requires sanding, buffing or polishing. The ergonomic design reduces operator fatigue and ensures smooth operation during the most demanding jobs.



### QUICK-STEP BIG-BUFF III™ SYSTEM – 4 1/2"

**Order no.** 30A267

**Includes:**

- 1 QUICK-STEP interface pad (07Q045)
- 1 QUICK-STEP backing pad MG (07Q149)
- 1 QUICK-STEP FLEX grit 60 (07Q506)
- 1 QUICK-STEP FLEX grit 120 (07Q512)
- 2 QUICK-STEP Blendex med (07R453)
- 2 QUICK-STEP Blendex fine (07R454)
- 2 QUICK-STEP Blendex coarse (07R452)
- 1 QUICK-STEP Felt (07T450)
- 1 QUICK-STEP high polish (07T454)
- 1 instant polishing paste (07T907)
- 1 BLENDEX U™ Cup Disc (07U451)
- 1 QUICK-STEP FX (07X845)
- 1 ENDURO-FLEX 2-in-1™ (15I453)
- 2 QUICK-STEP XX (15V418)
- 1 QUICK-STEP Big-Buff and carrying case (30A265)



Description	QUICK-STEP BIG-BUFF III™
Model name	6265C
Order No.	30A265 (30A267 for the kit)
Anti-vibration side handle	✓
Lock-on switch	✓
AC/DC compatibility	AC compatibility only
Soft-Start™	✓
DYNAMAX™ RPM monitoring	✓
POWERGUARD™ overheat protection	✓
DIALSPEED™ variable RPM selector	✓
Spindle	5/8" - 11
RPM no-load	2,000 to 7,300
Amps	12.4 A
Power	1500 W
Weight	6 lbs
Maximum wheel diameter	6"
<b>Standard equipment</b>	
Side handle	30B075
Inner flange	30B057
Manual clamping nut	30B037
Pin key wrench	48Z148

## ULTI-MATE™

Order no. 30A285 (30A287 for the kit)

Variable speed fillet weld grinder

ULTI-MATE™ is a variable speed fillet weld grinder and finishing tool designed to work in tight corners that other tools have a difficult time reaching. By combining this tool and our range of quality abrasives, you can go from a rough weld all the way to a mirror finish in just minutes.



WARRANTY

LONG-RUN  
SERVICEGUARD™  
Protection Plan

24  
MONTHS

### ULTI-MATE™ FILLET WELD GRINDER SYSTEM

Order no. 30A287

**Includes:**

- 1 ULTI-MATE grinder (30A285)
- 1 ENDURO-FLEX 2-in-1 TURBO (15L501)
- 1 ENDURO-FLEX 2-in-1 (15L503)
- 1 BLENDEX U TURBO, ¼" width (07U625)
- 1 BLENDEX U TURBO, ⅛" width (07U615)
- 1 BLENDEX U 2SF, ¼" width (07U621)
- 1 FX STAINLESS wheel, ¼" width (07X662)



Description	ULTI-MATE™ WELD GRINDER SYSTEM
Model name	6285A
Order No.	30A285 (30A287 for the kit)
Anti-vibration side handle	✓
Safety clutch	✓
Lock-on switch	✓
AC/DC compatibility	AC compatibility only
Soft-Start™	✓
Restart protection	✓
DYNAMAX™ RPM monitoring	✓
LED indicator	✓
DIALSPEED™ variable RPM selector	✓
Spindle	5/8" - 11
RPM no-load	2,500 to 8,750
Amps	12.2 A
Power	1550 W
Weight	7.7 lbs
Maximum wheel diameter	6"





# RAIL-MATE™

**Order no.** 30A288 (30A289 for the kit)

Remove welds and finish pipes, tubes and railings faster  
 This power tool allows you to use our premium abrasive products to finish pipes, tubes, and railings. This powerful finishing tool features Soft-Start technology to avoid kickback when starting the tool, Dialspeed™ variable speed control, and DYNAMAX™ RPM Monitoring to maintain consistent speed under load.



## RAIL-MATE™ SANDER SYSTEM

**Order no.** 30A289

**Includes:**

- 1 RAIL-MATE™ sander (30A288)
- 6 COOLCUT XX belts (2 of each: grit 60, 14X156; grit 80, 14X158; grit 120: 14X162)
- 3 BLENDEX belts (1 of each grade: Coarse, 07D152; Medium 07D153; Fine 07D154)



Description	RAIL-MATE™ SANDER SYSTEM
Model name	6288A
Order No.	30A288 (30A289 for the kit)
Lock-on switch	√
AC/DC compatibility	AC compatibility only
Soft-Start™	√
DYNAMAX™ RPM monitoring	√
POWERGUARD™ overheat protection	√
LED indicator	√
DIALSPEED™ variable RPM selector	√
Spindle	5/8" - 11
RPM no-load	1,600 to 3,200
Surface speed	3-12 m/sec.
MAX belt size L x W	760 mm x 40 mm
MAX pipe diameter	7 in. (180 mm)
MAX polishing deg.	270°
Amps	10A
Power	1200 W
Tool weight	6.8 lbs
QUICK-R™ front nut	30B020

## QUICK-STEP LINE-MATE III™

Order no. 30A268 (30A269 for the kit)

WARRANTY

LONG-RUN  
SERVICEGUARD™  
Protection Plan

24  
MONTHS



### Linear finishing made easy

The LINE-MATE III™ is a versatile variable speed tool that allows you to quickly and easily apply a wide range of linear finishes to metal surfaces. Its powerful motor will help you complete even the toughest jobs with ease. RPM remains constant under load for a consistent and uniform finish every time. When you have a project that requires a linear scratch pattern applied to the surface, trust LINE-MATE to get the job done quickly and efficiently.

### LINE-MATE III™ SYSTEM

Order no. 30A269

#### Includes:

- 1 LINE-MATE III™ with standard equipment plus carrying case (30A268)
- 1 expanding drum (07F061)
- 6 cloth drum belts (2 each grit: 60: 07F506, 80: 07F508 and 120: 07F511)
- 2 BLENDEX drum belts (Coarse: 07H502, medium: 07H503)
- 1 TWO-IN-ONE drum (4 ¼" x 4": 07K442)
- 1 BLENDEX drum (4 ¼" x 4" medium: 08K443)



Description	QUICK-STEP LINE-MATE III™
Model name	6268C
Order No.	30A268 (30A269 for the kit)
Anti-vibration side handle	✓
Lock-on switch	✓
AC/DC compatibility	AC only
Soft-Start™	✓
DYNAMAX™ RPM monitoring	✓
POWERGUARD™ overheat protection	✓
DIALSPEED™ variable RPM selector	✓
Spindle	5/8" - 11
RPM no-load	1,000 to 3,800
Amps	12.4 A
Power	1500 W
Weight	6 lbs
Max. wheel dimensions	4 ½" diameter x 4" length
<b>Standard equipment</b>	
Side handle	30B075
Manual clamping nut	30B037
Pin key wrench	48Z148
Inner flange	30B057

## DIALSPEED™ 6141

Order no. 30A141

For fitting and finishing work

The convenient design of this very popular point grinder results in increased performance and operator comfort to let you reach new levels of productivity. Proven electronics and the quality construction of the motor deliver more power to the spindle while the ergonomic housing minimizes fatigue. This tool is the perfect companion to our premium carbide burs for any deburring or shaping applications.



SPEED 1	10,000 rpm
SPEED 2	14,000 rpm
SPEED 3	18,500 rpm
SPEED 4	22,000 rpm
SPEED 5	26,000 rpm
SPEED 6	30,500 rpm



Description	DIALSPEED™ 6141
Model name	6141E
Order No.	30A141
Lock-on switch	√
AC/DC compatibility	AC compatibility only
Soft-Start™	√
Restart protection	√
DYNAMAX™ RPM monitoring	√
POWERGUARD™ overheat protection	√
DIALSPEED™ variable RPM selector	√
Collet	¼"
RPM no-load	10,000 to 30,500
Amps	6.4 A
Power	710 W
Tool weight	4.2 lbs
Tool length	13.75"
<b>Standard equipment</b>	
¼ collet	30B046
Spanner	48Z019



## DIALSPEED™ 6145

Order no. 30A145

For finishing, brushing and polishing work

Our DIALSPEED™ Straight Grinder operates at a lower RPM range, making it the perfect companion for mounted flap wheels or wire brushes for brushing, finishing, or polishing applications. The planetary gears allow you to get closer to the workpiece, producing a uniform and straight finish. This industrial power tool is built to last and also features a side handle for increased control in applications requiring a delicate touch.

WARRANTY

LONG-RUN  
SERVICEGUARD™  
Protection Plan

24  
MONTHS



SPEED 1	2,500 rpm
SPEED 2	4,000 rpm
SPEED 3	5,500 rpm
SPEED 4	7,000 rpm
SPEED 5	8,000 rpm
SPEED 6	8,700 rpm

Description	DIALSPEED™ STRAIGHT GRINDER 6145
Model name	6145E
Order No.	30A145
Lock-on switch	✓
AC/DC compatibility	AC compatibility only
Soft-Start™	✓
Restart protection	✓
DYNAMAX™ RPM monitoring	✓
POWERGUARD™ overheat protection	✓
DIALSPEED™ variable RPM selector	✓
Collet	¼"
RPM no-load	2,500 to 8,700
Amps	8.5 A
Power	950 W
Tool weight	4.3 lbs
Tool length	14"
<b>Standard equipment</b>	
Side handle	48L555
¼ collet	30B046
Spanner	48Z019

# 07

## MRO CHEMICALS



**WALTER**  
**CHAIN GANG**

CONTENTS UNDER PRESSURE  
Container may explode if heated  
50°C (122°F)

**FLAMMABLE AEROSOL** Use  
container away from heat, fire,  
puncture or incense. Keep away  
from flames and sparks. Do not  
during use.

**IRRITANT** Irritant by inhalation  
Swallow. Use with adequate  
ventilation. May be irritant to  
skin and respiratory passages. After  
prolonged contact with skin, wash  
contact. Wear safety glasses. Do not  
breathe vapours.

**Inhalation:** Remove victim to fresh  
air. Keep victim still. **Skin contact:** Wash  
with soap and plenty of water. **Eye  
contact:** Flush with plenty of water.  
**Ingestion:** Do not induce vomiting.  
Call physician if necessary.

**FOR INDUSTRIAL USE ONLY  
SEE MATERIAL SAFETY DATA SHEET**

**J. WALTER INC.**  
810 Day Hill Road  
Windsor, CT 06095

QUESTIONS? CONTACT 1-800-  
WWW.WALTERINC.COM

# WALTER'S MRO CHEMICAL SOLUTIONS HELP YOU REDUCE MAINTENANCE COSTS, EXTEND EQUIPMENT LIFE, AND IMPROVE WORKPLACE PRODUCTIVITY

**WALTER'S MRO CHEMICAL OFFERING CAN BE SPLIT INTO 4 PRIMARY TYPES:**

<b>LUBRICANTS</b>	<b>Maintain:</b> Reduce wear and friction for machinery and parts to help customers work better.
<b>ANTI-SEIZE</b>	<b>Prevent:</b> Treat threaded components to prevent rust and corrosion.
<b>PENETRANTS</b>	<b>Disassemble:</b> Increase disassembly speed when working on seized parts.
<b>CORROSION INHIBITORS</b>	<b>Prevent:</b> Protect metal surfaces from rust and corrosion.

## ENSURING MATERIAL COMPATIBILITY

WHEN CHOOSING CHEMICALS, IT IS IMPORTANT TO IDENTIFY WHICH MATERIALS THEY WILL BE USED ON.

► Look for the following icons when choosing the right product for your application:



## CERTIFICATIONS AND KEY ATTRIBUTES

► WALTER offers chemicals that meet various certification levels and benefits.



**NON-FLAMMABLE**

Safe for use in environments where flames or sparks are present.



**NONFOOD COMPOUNDS PROGRAM**

The global food industry relies upon nonfood compounds to facilitate the efficient processing, handling, and storage of food throughout the supply chain. NSF certification ensures products meet strict standards in these environments.



**ACCEPTED FOR USE IN CANADIAN FOOD PLANTS**

Products with this logo are accepted for use in food plants within Canadian borders.





# CHAIN AND GEARS LUBRICANTS

## CHAIN GANG™

Moly Chain Lubricant

CHAIN GANG™ is a high-performance synthetic lubricant that lasts longer than traditional lubricants. Effectively penetrates fine pins and bushings to seal out dust, dirt, water, and other contaminants. Provides excellent protection and enhances the life of any machinery that uses chains or wire cables.



All Metals

Description	Size		Order No.	(M)SDS	Std. Pkg.
	Metric	US Gal			
Aerosol	400 ml	13.5 oz.	53D102	L-05	12

### Applications

- ▷ All types of chain drives, O-ring chains, and wire rope
- ▷ Machinery (especially forklifts)

### Benefits

- ▷ Reduces costly downtime due to seized chains, pin breakage, and premature wear
- ▷ Stays cleaner and lasts longer than hot grease dips
- ▷ Requires fewer applications than other lubricants
- ▷ Prolongs chain life



### Features

- ▷ Contains microscopic moly particles for excellent lubricity
- ▷ Penetrates fine clearances
- ▷ Water-resistant and dust-resistant
- ▷ Repels dirt particles

## OPEN GEAR™

Moly Gear Lubricant

OPEN GEAR™ is an adherent, long-lasting, high-load gear grease that prevents metal-to-metal contact. Increases efficiency and service life of drives and gears – even in harsh environments.



All Metals

Description	Size		Order No.	(M)SDS	Std. Pkg.
	Metric	US Gal			
Aerosol	400 ml	13.5 oz.	53E102	L-16	12

### Applications

- ▷ All types of heavy-duty chains, drives, and gears

### Benefits

- ▷ Reduces costly downtime due to seized chains, pin breakage, and premature wear
- ▷ Stays cleaner and lasts longer than hot grease dips
- ▷ Requires fewer applications than other lubricants
- ▷ Prolongs chain life



### Features

- ▷ Contains moly and EP additives for high-load lubrication
- ▷ Highly adhesive
- ▷ Water- and dirt-resistant
- ▷ Resists loads up to 90 000 lbs/in<sup>2</sup>

# FOOD GRADE LUBRICANTS

## FOOD ZONE™

Food grade multi-purpose lubricant

FOOD ZONE™ is a multi-purpose lubricant and penetrating oil developed for food industry manufacturing plants. Extends equipment life by protecting against friction, wear, and corrosion.  
**NSF category H1, registration #148372**

### Applications

- ▷ *Lubrication and temporary corrosion protection of food and beverage processing equipment*
- ▷ *Loosening of rust, scale, grime, and corrosion*



All Metals

Description	Size		Order No.	(M)SDS	Std. Pkg.
	Metric	US Gal			
Aerosol	400 ml	13.5 oz.	53D602	L-153	12



### Benefits

- ▷ *Lubricates and protects*
- ▷ *Displaces moisture and water*
- ▷ *Loosens rusted parts*

### Features

- ▷ *Fast-penetrating oil leaves a thin protective film*

## FOOD ZONE™ V

Food grade high viscosity lubricant

FOOD ZONE™ V is an industrial-strength lubricant designed for heavy-duty applications and chain lubrication in food-manufacturing facilities. Foamy, non-drying formula adheres to surfaces and reduces friction, wear, and corrosion in heavy-loaded machinery.  
**NSF category H1, registration #148374**

### Applications

- ▷ *Lubrication of chains and conveyor systems, moving parts in heavy-loaded industrial machinery*



Rubber

Plastic

All Metals

Description	Size		Order No.	(M)SDS	Std. Pkg.
	Metric	US Gal			
Aerosol	400 ml	13.5 oz.	53D652	L-154	12



### Benefits

- ▷ *Easy to apply, ideal for vertical surfaces*
- ▷ *Maximum adherence*
- ▷ *Protects against wear and corrosion*

### Features

- ▷ *Heavy-duty, high-grade formula with PTFE additives*
- ▷ *Thick, non-drying, water-resistant film*

# ADHESIVE LUBRICANT

## HANG-ON™

HANG-ON™ is a highly adhesive maintenance lubricant that provides effective, long-lasting lubrication under harsh conditions and over extended periods of time.

### Applications

- ▷ *Forklift truck chains, locking pins, snowplows, hinges, etc.*
- ▷ *Differentials in coupling units*

### Benefits

- ▷ *Outperforms and lasts longer than all-purpose and standard thin-film lubricants*
- ▷ *Resists exposure to weather, salt water, mild chemicals, high loads, and temperatures up to 200 °C (390 °F)*
- ▷ *Doesn't drip or stain vertical surfaces*
- ▷ *Efficient, long-lasting action reduces downtimes and maintenance frequencies*

### Features

- ▷ *Silicone-free, no chlorinated solvent*
- ▷ *Adheres extremely well to surfaces*
- ▷ *Penetrates fine clearances*
- ▷ *Displaces water and moisture*



All Metals

Description	Size		Order No.	(M)SDS	Std. Pkg.
	Metric	US Gal			
Aerosol	400 ml	13.5 oz.	53D812	L-33	12
Liquid, trigger sprayer	500 ml	16.9 fl.oz.	53D813	L-45	12
Liquid	20 L	5.2 gal	53D817	L-45	1

### ACCESSORIES

Refillable trigger sprayer bottles

### Order no.

53L331

# ANTI-SEIZE LUBRICANT

## ROCK'N ROLL™

ROCK'N ROLL™ is an inert, non-toxic, metal-free white lubricant that prevents seizing of assemblies. Provides long-term protection against corrosion. Highly effective in a wide range of temperatures (-30°C or -22°F to 1400°C or 2500°F) and in extreme conditions.

**NSF category H1, registration #161930**

### Applications

- ▷ *Lubrication of all threaded components, bushings, and press fits*
- ▷ *Lubrication of highly stressed bearings*

### Benefits

- ▷ *Makes disassembly easy and efficient*
- ▷ *Provides long-term corrosion protection*
- ▷ *No galling or seizing*
- ▷ *Safe for food industry applications*



Alu.

All Metals

Description	Size		Order No.	(M)SDS	Std. Pkg.
	Metric	US Gal			
Aerosol	400 ml	13.5 oz.	53D852	L-43	12
Paste/Brush	255.15 g	9 oz.	53D854	L-44	12

### Features

- ▷ *Inert ingredients*
- ▷ *Non-carbonizing*
- ▷ *(Paste) Highly resistant to water, seawater, benzene, and most acids and alkalis*



# PENETRANTS

## BOLT-OUT™

BOLT-OUT™ is a heavy-duty, non-chlorinated liquid solution that penetrates and lubricates to efficiently free seized parts while inhibiting further rust. Works well in a wide range of temperatures.

### Applications

- ▷ *Loosening seized bolts, nuts, studs, and pins*
- ▷ *Disassembly of seized bolts, nuts, mechanisms, pins, bushings, etc.*



All Metals

Description	Size		Order No.	(M)SDS	Std. Pkg.
	Metric	US Gal			
Aerosol	400 ml	13.5 oz.	53D892	L-08	12
Liquid, trigger sprayer	500 ml	16.9 fl.oz.	53D893	L-26	12
Liquid	20 L	5.2 gal	53D897	L-26	1

### ACCESSORIES

Refillable trigger sprayer bottles

### Order no.

53L332



### Benefits

- ▷ *Enables faster, easier disassembly*
- ▷ *Prevents/protects against further corrosion*

### Features

- ▷ *Silicone-free, no chlorinated solvents*
- ▷ *Contains microscopic moly particles for excellent lubricity*
- ▷ *Displaces moisture*
- ▷ *Effective from -20 °C to 250 °C (-4 °F to 482 °F)*

## COLD SHOCK™

Seized parts are no match for fast penetrating COLD SHOCK™

COLD SHOCK™ is a high-tech lubricant that frees corroded and seized parts by creating a sudden, shock-freezing effect to -35°C (-31°F). COLD SHOCK™ penetrates micro-fissures to loosen nuts, bolts, studs, pins and other seized parts in an instant.

### Applications

*For use on corroded and seized nuts, bolts, studs, pins, and other components.*

### Benefits

- ▷ *Loosens corroded and seized parts through cooling*
- ▷ *Powerful 1 to 2-minute penetration time*



All Metals

Description	Size		Order No.	(M)SDS	Std. Pkg.
	Metric	US Gal			
Aerosol	400 ml	13.5 oz.	53D882	L-98	12



### Features

- ▷ *Decreases parts temperatures to -35°C (-31°F)*
- ▷ *Shock-effect lubricant*
- ▷ *Straw extension for precise targeting*

# CORROSION PROTECTION

## ZINC 100™

Bright galvanizing spray

ZINC 100™ is a bright, long-lasting corrosion protection spray specially formulated for the touch-up and repair of hot galvanized parts.

### Applications

- ▷ Food processing equipment
- ▷ Water and storage tanks

### Benefits

- ▷ Effective, long-lasting corrosion protection
- ▷ Resists chemical and water attack
- ▷ Can be painted over



Description	Size		Order No.	(M)SDS	Std. Pkg.
	Metric	US Gal			
Aerosol	400 ml	11.5 oz.	53H102	L-54	12



### Features

- ▷ Zinc flakes permanently bond to metallic surfaces
- ▷ Bright metallic finish matches hot dipped look
- ▷ Fast drying
- ▷ Zinc-rich formula meets ASTM A780 standard

## ZINC 200™

Cold galvanizing spray

ZINC 200™ is a high-performance, fast-drying corrosion protection spray specially formulated for ferrous metals. Provides the ultimate protection—even when surfaces get scratched.

### Applications

- ▷ For marine equipment and weather-exposed parts

### Benefits

- ▷ Longest lasting corrosion protection in the marketplace
- ▷ Extremely effective when used as a primer
- ▷ Withstands harsh environmental conditions



Description	Size		Order No.	(M)SDS	Std. Pkg.
	Metric	US Gal			
Aerosol	400 ml	11.5 oz.	53H152	L-95	12



### Features

- ▷ Actively fights rust and corrosion
- ▷ Dual-action protection (resin coat and galvanic action)
- ▷ Meets ASTM A780
- ▷ Dull finish, dries to touch in 3-5 min.

## SHIELD PRO™

Heavy-duty industrial corrosion protection

SHIELD PRO™ is an adherent, non-drying solution that coats metal parts to protect against corrosion. Ideal for indoor and outdoor storage.

### Applications

- ▷ For outdoor equipment and tools, overseas storage and shipments, cables, chains, pulleys, pump and hose assemblies, and more
- ▷ Suitable for all types of maintenance and repair applications

### Benefits

- ▷ Long-term indoor and outdoor corrosion protection
- ▷ Withstands harsh conditions

### Features

- ▷ Non-drying film
- ▷ Displaces moisture and saltwater-resistant



Description	Size		Order No.	(M)SDS	Std. Pkg.
	Metric	US Gal			
Liquid	500 ml	17.6 fl oz	53H254	L-170	1
Liquid	3.78 L	1 gal	53H255	L-170	1
Liquid	20 L	5.2 gal	53H257	L-170	1
Liquid	200 L	52.8 gal	53H258	L-170	1

### ACCESSORIES

Spout for 20 L round metal pail and 200 L metal drum  
3/4" NPT

Order no.  
53L208

# CLEANING, LUBRICATING AND TEMPORARY PROTECTION

A multifunctional maintenance cleaner, lubricant and protector safe to use on all metals.

## CLEANER/LUBRICANT/PROTECTOR OMNI™

Multifunctional maintenance cleaner/lubricant/protector. Excellent penetrating and lubricating capability. Protects surfaces from oxidation. **NSF category A8, registration #142610**

*Cleans, penetrates, lubricates, and protects **in one easy step!***



All Metals



Description	Size		Order No.	(M)SDS	Std. Pkg.
	Metric	US Gal			
Aerosol	480 ml	16.2 fl.oz.	53X002	L-73	12
Sprayer	500 ml	16.9 oz.	53X003	L-74	12
Liquid	3.78 L	1 gal	53X005	L-74	1
Liquid	20 L	5.2 gal	53X007	L-74	1
Liquid	208 L	55 gal	53X008	L-74	1
Liquid	1000 L	264.6 gal	53X009	L-74	1

ACCESSORIES	Order No.
Industrial pump sprayer	53L120
Spout for 20 L square plastic pail	53L207
Spout for 208 L plastic drum 2" NPT	53L209
Empty refillable trigger sprayer for OMNI	53L314
Bio-Circle® Powercloth microfiber / Pack of 10	57M001

### Applications

- ▷ Dissolving light rust and graphite
- ▷ Loosening rusted and seized hardware

### Benefits

- ▷ Cleans, penetrates, lubricates, and protects in one easy step
- ▷ Versatile – can be used for multiple maintenance applications
- ▷ Reduces rework
- ▷ Creates a safer, healthier work environment

### Features

- ▷ Non-flammable, silicone-free, Teflon-free
- ▷ Dielectric strength 350 V/mil





A male worker wearing safety glasses, a grey long-sleeved shirt with reflective yellow stripes, dark cargo pants, and black gloves is operating a large industrial degreasing machine. The machine is blue and has several safety warning icons on its side, including a hand, safety glasses, a person with a spray gun, and a yellow triangle. A large white barrel with a label is positioned to the right of the worker. The background shows a factory setting with various pipes and equipment. A large orange square is in the top right corner.

# 08

## HIGH-PERFORMANCE DEGREASING SOLUTIONS

WALTER Surface Technologies offers high-performance degreasing solutions that get the job done faster and safer, helping you work better.

Large industrial production and maintenance facilities with demanding cleaning requirements benefit from our powerful, reliable, and certified products. For even the most heavy-duty applications, WALTER provides safe and efficient alternatives to toxic solvents.

The ability to satisfy specific, high-volume surface treatment and cleaning needs makes WALTER the ideal partner for all manufacturing process applications. For all cleaning requirements, at any stage of production, we can reduce toxicity and help maximize your overall productivity.

No matter how stringent your cleaning requirements, we can provide the perfect custom solution - to improve working conditions, reduce waste, protect the environment, and maximize productivity. Refer to our selection chart for quick tips on choosing the right cleaner to get the job done.

## AVAILABLE SIZES

Our liquid cleaning and degreasing solutions come in a wide range of sizes and formats to suit your needs. From small, no-drip, continuous spray mist bottles to bulk barrels or totes, WALTER's got you covered.

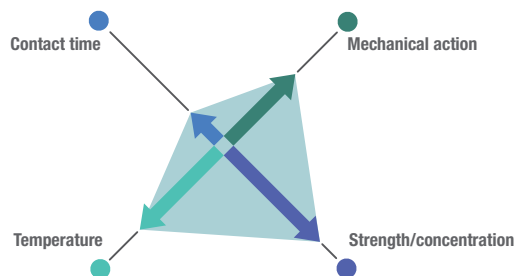


### THE WATER-BASED CLEANING MATRIX

Increase any of these four elements and increase the performance of your product!

**4** key elements  
to cleaning efficiency

- ▶ Contact time
- ▶ Mechanical action
- ▶ Temperature
- ▶ Strength/concentration





## CLEANER CHARACTERISTICS

	Fast evaporating	Flammability	pH level	Residue	Short term protection	Long term protection	Rinsable	Dilutable	Biodegradable
BIO-CIRCLE L – BIO-REMIEDIATING PARTS CLEANER AND DEGREASER BIO-CIRCLE ULTRA – EXTRA POWERFUL BIO-REMIEDIATING PARTS CLEANER AND DEGREASER BIO-CIRCLE AERO – BIO-REMIEDIATING PARTS CLEANER AND DEGREASER FOR AIRCRAFT USE	No	None	Neutral	Yes	Yes	No	Yes	No	Yes
CB 100 – INDUSTRIAL STRENGTH PARTS CLEANER AND DEGREASER	No	None	Slightly alkaline	Yes	Yes	No	Yes	No	Yes
CB 100 ALU – INDUSTRIAL STRENGTH NON-FERROUS PARTS CLEANER AND DEGREASER	No	None	Slightly alkaline	Yes	Yes	No	Yes	No	Yes
UNO S – INDUSTRIAL CLEANER AND DEGREASER - FOAMING	No	None	Alkaline	Yes	Yes	No	Yes	Yes (up to 40:1)	Yes
UNO SF – INDUSTRIAL CLEANER AND DEGREASER - FOAMLESS	No	None	Alkaline	Yes	Yes	No	Yes	Yes (up to 40:1)	Yes
CLEANER, DEGREASER & DISINFECTANT (CONC)	No	None	Alkaline	No	Yes	Yes	Yes	Yes (up to 40:1)	Yes
GOLD MATRIX READY™	No	None	Alkaline	Yes	Yes	No	Yes	Yes (up to 40:1)	Yes
STAR 200 – CONCENTRATED ALKALINE AUTOMATED PARTS WASHER CLEANER AND DEGREASER	No	None	Alkaline	Yes	Yes	No	Yes	Yes (up to 1:200)	Yes
ALUSTAR 200 – AUTOMATED PARTS WASHER CLEANER AND DEGREASER FOR NON-FERROUS ALLOYS	No	None	Alkaline	Yes	Yes	No	Yes	Yes (up to 1:200)	Yes
ALUSTAR 300 – HEAVY-DUTY AUTOMATED PARTS WASHER CLEANER AND DEGREASER FOR NON-FERROUS ALLOYS	No	None	Alkaline	Yes	Yes	No	Yes	Yes (up to 1:200)	Yes
E-NOX CLEAN – STAINLESS STEEL CLEANER/BRIGHTENER	No	None	Acidic	Yes	No	No	Yes	Yes (up to 40:1)	Yes
E-NOX SHINE – STAINLESS STEEL CLEANER AND PROTECTOR	No	None	Alkaline	Yes	Yes	No	Yes	No	Yes
BIO-RUST – NON-CAUSTIC RUST REMOVER	No	None	Slightly acidic	Yes	Yes	No	Yes	No	Yes
POWER CLEANER 100 – RUST AND MINERAL REMOVER/BRIGHTENER	No	None	Acidic	Yes	No	No	Yes	Yes (up to 40:1)	Yes
PRO-CLEAN – HIGH STRENGTH NATURAL SOLVENT	No	Low (102°C/215°F)	---	Yes	---	---	No	No	Yes
ALL-SEASON – ALL WEATHER TAR AND BITUMEN DEGREASER	No	Mod. (66°C/150.8°F)	---	Yes	No	No	No	No	No
FT 100 – GLASS CLEANER	Yes (after wiping)	Mod. (43°C/104°F)	Alkaline	No	No	No	Yes	No	Yes
FT 100 – STAINLESS STEEL CLEANER	Yes	Low (95°C/203°F)	Alkaline	No	Yes	No	Yes	No	No
FT 200 – SURFACE CLEANER	Yes (after wiping)	Mod. (40°C/104°F)	Slightly alkaline	No	No	No	Yes	No	Yes
SC 400 LOW VOC – HIGH STRENGTH CITRUS CLEANER/DEGREASER	No	Mod. (45°C/113°F)	---	Yes	---	---	No	No	Yes
SC 400 FOAM – HIGH STRENGTH ADHESIVE AND INK REMOVER	No	High (-60°C/-76°F)	---	Yes	No	No	No	No	No
HEAVY-DUTY CITRUS DEGREASER	Yes	None	Slightly Acidic	No	Yes	No	No	No	Yes
SLAP SHOT PL – PLASTIC-SAFE HEAVY-DUTY, DEGREASER AND PARTS CLEANER	Yes	High (-24°C/-11°F)	---	No	No	No	No	No	No
SLAP SHOT LOW VOC – DEGREASER AND PARTS CLEANER	Yes	High (-24°C/-11°F)	---	No	No	No	No	No	No
CONTACT CLEAN – NON-FLAMMABLE ELECTRONICS AND ELECTRICAL EQUIPMENT CLEANER	Yes	None	---	No	No	No	No	No	No
AF-PL	No	High (-7°C/19.4°F)	---	No	Yes	No	No	No	No
STAINLESS STEEL CLEANER	Yes	High (-16°C/3.2°F)	---	No	Yes	Yes	No	No	No
OMNI – CLEANER/LUBRICANT/PROTECTOR	No	Low (125°C/257°F)	---	Yes	Yes	Yes	No	No	No

Legend: ● Water-based ● Natural solvent-based ● Oil-based ● Solvent-based



## CLEANING AND DEGREASING SELECTION CHART

TYPE OF CLEANERS		ALKALINE / NEUTRAL							
Contaminant		<i>Organic:</i> grease, oil, corrosion protection, lubricants, smoke, finger prints, dust, carbon, graphite, soot, etc.							
Cleaning process		Spray and wipe	Ultrasonic bath	Floor washing machine and general maintenance	Pressure washer	Hot parts washer	Automated parts washer	Dip tank	Manual parts washer
Parent material	Steel	UNO S F UNO S FT 100 FT 200	CB 100 STAR 200	UNO S F	UNO S F	STAR 200 ALUSTAR 200 ALUSTAR 300	STAR 200 ALUSTAR 200 ALUSTAR 300	CB 100	BIO-CIRCLE L BIO-CIRCLE ULTRA CB 100
	Stainless steel	UNO S F UNO S FT 100 FT 200 E-NOX SHINE	CB 100 STAR 200	UNO S F	UNO S F	STAR 200 ALUSTAR 200 ALUSTAR 300	STAR 200 ALUSTAR 200 ALUSTAR 300	CB 100	
	Aluminum	FT 100 FT 200 E-NOX SHINE	CB 100 ALU ALUSTAR 200 ALUSTAR 300			ALUSTAR 200 ALUSTAR 300	ALUSTAR 200 ALUSTAR 300	CB 100 ALU	BIO-CIRCLE AERO CB 100 ALU
	Copper / Brass	FT 100 FT 200	CB 100 ALU			ALUSTAR 200 ALUSTAR 300	ALUSTAR 200 ALUSTAR 300	CB 100 ALU	
	Glass	UNO S F UNO S FT 100 FT 200	CB 100	UNO S F	UNO S F	STAR 200 ALUSTAR 200 ALUSTAR 300	STAR 200 ALUSTAR 200 ALUSTAR 300	CB 100	—
	Plastic	UNO S F UNO S FT 100 FT 200	CB 100	UNO S F	UNO S F	STAR 200 ALUSTAR 200 ALUSTAR 300	STAR 200 ALUSTAR 200 ALUSTAR 300	CB 100	—

Note: It is very important to know the next step after cleaning. For instance, if painting is required after the cleaning operation, a surface preparation cleaner may be recommended.

**Inorganic contaminant:** Mineral-based compounds such as rust, limescale, etc.

**Organic contaminants:** Carbon-based compounds such as oil, grease, etc.

**Other contaminants:** Can be a combination of organic and inorganic contaminants

**Neutralization** of acidic cleaners: Proper neutralization with an alkaline cleaner is always required to deactivate the acid and prevent damages to the parent material

Steps to proper **neutralization**:

1. Wipe off the excess of acid
2. Apply an alkaline cleaner
3. Wipe off the surface with a clean rag (rinse and dry when necessary)

ACIDIC					ULTRA-POWERFUL NATURAL CLEANER AND DEGREASER		
<i>Inorganic:</i> rust, corrosion, limescale, calamine, heat tint, etc.					<i>Other:</i> paint, glue, adhesive, ink, wax, tar, etc.		
Spray and wipe	Ultrasonic bath	Hot parts washer	Automated parts washer	Dip tank	Spray and wipe	Ultrasonic bath	Dip tank
E-NOX CLEAN	POWER CLEANER 100	POWER CLEANER 100	POWER CLEANER 100	BIO-RUST and POWER CLEANER 100	ALL SEASON PRO CLEAN SC 400 LOW VOC SC 400 FOAM	CB 100	ALL SEASON PRO CLEAN CB 100
E-NOX CLEAN	POWER CLEANER 100	POWER CLEANER 100	POWER CLEANER 100	POWER CLEANER 100	ALL SEASON PRO CLEAN SC 400 LOW VOC SC 400 FOAM	CB 100	ALL SEASON PRO CLEAN CB 100
E-NOX CLEAN	POWER CLEANER 100	POWER CLEANER 100	POWER CLEANER 100	POWER CLEANER 100	ALL SEASON PRO CLEAN SC 400 LOW VOC SC 400 FOAM	CB 100 ALU CB 100 ALU	ALL SEASON PRO CLEAN CB 100 ALU
E-NOX CLEAN	POWER CLEANER 100	POWER CLEANER 100	POWER CLEANER 100	POWER CLEANER 100	ALL SEASON PRO CLEAN SC 400 LOW VOC SC 400 FOAM	CB 100 ALU	ALL SEASON PRO CLEAN CB 100 ALU
E-NOX CLEAN	POWER CLEANER 100	POWER CLEANER 100	POWER CLEANER 100	POWER CLEANER 100	PRO CLEAN SC 400 LOW VOC	CB 100	PRO CLEAN CB 100
—	—	—	—	—	—	CB 100	CB 100



## WALTER PRODUCTS LEGEND



### Accepted for use in food plants

Products with this logo presented are accepted for use in food plants within Canadian borders.



### Low Volatile Organic Compounds

Consumers today are far more knowledgeable regarding products containing potentially toxic levels of volatile organic compounds, commonly known as VOCs. Paints, stains, and varnishes have long contributed considerably to the prolific release of VOCs, sometimes known as off-gassing. This explains the growing popularity of low-VOC and VOC-free products. Products where you see the Low VOC logo guarantee that they contain little to no volatile organic compounds.



### Non-Flammable

Safe for use in environments where flames or sparks are present.



### Nonfood Compounds Program

The global food industry relies upon nonfood compounds to facilitate the efficient processing, handling and storage of food throughout the supply chain. Nonfood compounds include such substances as cleaners, sanitizers, boiler compounds and lubricants. NSF International Nonfood Compounds Registration Program provides beneficial product information to three important stakeholder groups.



### Low Energy Surfactant (LES) technology

These unique surfactants can clean and degrease effectively at lower temperatures, thus generating substantial energy savings. Lower the temperature of your automated industrial parts washers today! NOTE: Dilution up to 1:200

# FAST-EVAPORATING DEGREASERS

A highly effective, residue-free, fast evaporating degreaser that dissolves and removes grease, oil, and grime on contact.

## HEAVY-DUTY DEGREASER AND PART CLEANER SLAP SHOT LOW VOC™

SLAP SHOT™ is a highly effective, residue-free, cleaner/degreaser that dissolves and removes grease, oil, and grime on contact.

### Applications

- ▷ *Cleaning and degreasing for maintenance and repair*
- ▷ *Preparing surfaces for painting or relubrication*



Description	Size		Order No.	(M)SDS	Std. Pkg.
	Metric	US Gal			
Aerosol	500 ml	16.9 oz.	53C512	L-200	12
Trigger sprayer	500 ml	16.9 oz.	53C513	L-201	12
Liquid	3.78 L	1 gal	53C516	L-201	1
Liquid	20 L	5.2 gal	53C517	L-201	1
Liquid	200 L	52.8 gal	53C519	L-201	1
<b>ACCESSORIES</b>			<b>Order No.</b>		
Spout for 20 L round metal pail and 200 L metal drum 3/4" NPT			53L208		
Empty refillable trigger sprayer			53L311		

**Fast acting,  
no residues!**

### Benefits

- ▷ *Fast acting—dissolves stubborn contaminants quickly and completely*
- ▷ *No residues*

### Features

- ▷ *Quickly dissolves grease, oil and dirt without residues*
- ▷ *Free of chlorinated solvent*
- ▷ *Strong aerosol spray*



## PLASTIC SAFE HEAVY-DUTY DEGREASER AND PART CLEANER SLAP SHOT PL™

SLAP SHOT™ PL is a highly effective, residue-free, cleaner/degreaser that dissolves and removes grease, oil, and grime on contact. Specially formulated for maximum compatibility with plastics and rubber-like compounds.

### Applications

- ▷ *Cleaning metal parts in presence of plastic or gaskets*
- ▷ *Removal of grease and oil*



Description	Size		Order No.	(M)SDS	Std. Pkg.
	Metric	US Gal			
Aerosol	400 ml	13.5 oz.	53C552	L-64	12

**Safe on most plastics  
and rubbers**

### Benefits

- ▷ *Fast acting—dissolves stubborn contaminants quickly and completely*
- ▷ *No residues*

### Features

- ▷ *Quickly dissolves grease, oil and dirt without residues*
- ▷ *Free of chlorinated solvent*
- ▷ *Strong aerosol jet*
- ▷ *Safe on plastics*





**HEAVY-DUTY****DEGREASER AND  
BRAKE CLEANER**  
**AF-PL LOW VOC™**

Plastic-safe, heavy-duty brake cleaner designed for use with Air Force™ system.

**Application Type:**

- ▷ Spray
- ▷ Air Force™ System



Description	Size		Order No.	(M)SDS	Std. Pkg.
	Metric	US Gal			
Liquid, trigger sprayer	500 mL	16.9 fl. oz.	53C563	L-65	12
Liquid	3.78 L	1 gal	53C566	L-65	1
Liquid	20 L	5.2 gal	53C567	L-65	1
Liquid	200 L	52.8 gal	53C568	L-65	1

**PLASTIC-SAFE, FAST-EVAPORATING  
PART DEGREASER****AIR FORCE AF-PL LOW VOC™**

- ▷ Cost-effective brake cleaner alternative
- ▷ Safe for most plastics and rubber compounds
- ▷ Non-chlorinated solvents penetrate and displace moisture

Metric	Size		Order No.
	US Gal		
20 L	5.3 gal		53M012AFPLLVP
200 L	52.8 gal		53M0125AFPLLVD

**The 20L / 5.3 gal. start-up package includes:**

- Air Force station
- 1 x 53C567 AF-PL 20 L / 5.3 gal
- 1 x 53M041 pail adaptor
- 6 x 53M101 refillable bottles

**The 200L / 52.8 gal. start-up package includes:**

- Air Force station
- 1 x 53C568 AF-PL 200 L / 52.8 gal
- 1 x 53M038 drum adaptor
- 6 x 53M101 refillable bottles

**OPTIONAL NOZZLES****ORDER NO.**

Wide spray	53M022
Long extension tube	53M052
Red nozzle-narrow spray	53M023

**ACCESSORIES****ORDER NO.**

Air refilling station	53M010
Air nozzle	53M015
Replacement valve kit (includes 2 valves and 2 spray tips)	53M030
Brass screw cap	53M037

**ACCESSORIES****ORDER NO.**

Replacement filling valve	53M039
Pail adaptor	53M041
Drum adaptor	53M038
Safety valve	53M025



# ELECTRONIC CONTACT CLEANING

For cleaning of instrument and equipment junctions (PLCs, printed circuit boards, vehicle fuse boxes).

## NON-FLAMMABLE ELECTRONICS AND ELECTRICAL EQUIPMENT CLEANER

### CONTACT CLEAN™

CONTACT CLEAN™ removes grease, oil and contaminants from sensitive electronics and electrical equipment to prevent contact failure. Fast-evaporating formula dries residue-free in seconds. Safe to use on most plastics. **NSF category K2, registration #154540**

#### Applications

- ▷ Removing contaminants from electrical parts

#### Benefits


- ▷ Fast acting – dissolves stubborn contaminants quickly and completely
- ▷ Fast evaporating
- ▷ No residues, no rinsing

#### Features

- ▷ Nonconductive
- ▷ Safe on most plastics and rubbers



*Dissolves stubborn contaminants **quickly and completely!***



Description	Size		Order No.	(M)SDS	Std. Pkg.
	Metric	US Gal			
Aerosol	500 g	17.6 oz.	53C713	L-165	12



# PARTS WASHING SOLUTIONS

Heavy-duty cleaning for removing ink, adhesive, synthetic oils, heavy grease and other tough contaminants. These solutions work exceptionally well at room temperature and only require periodical oil skimming.

## INDUSTRIAL STRENGTH PART CLEANER AND DEGREASER

### CB 100™

CB 100™ is next-generation cleaning technology. Powered by our exclusive Nature Boost™ formula, CB 100™ is unsurpassed in its ability to remove the most stubborn industrial contaminants.

**NSF category C1, registration #148555**

#### Applications

- ▷ *Cleaning asphalt from paving equipment*
- ▷ *Removing tough greases from gears and bearings*

#### Benefits

- ▷ *Outlasts solvent cleaners by 3-5x*
- ▷ *Shortens cleaning time*
- ▷ *Creates a safer, more pleasant work environment*
- ▷ *Reduces workplace liability*

#### Features

- ▷ *For steel and stainless steel*
- ▷ *Ready-to-use, non-caustic, non-hazardous, phosphate-free, and butyl-free*
- ▷ *Cuts through contaminants most solvents can't touch*
- ▷ *Great cleaning power at room temperature*



**Extreme strength & natural**



Description	Size		Order No.	(M)SDS	Std. Pkg.
	Metric	US Gal			
Sprayer	500 ml	16.9 oz.	53G163	L-155	12
Liquid	3.78 L	1 gal	53G165	L-155	1
Liquid	20 L	5.2 gal	53G167	L-155	1
Liquid	208 L	55 gal	53G168	L-155	1
Liquid	1000 L	264 gal	53G169	L-155	1





**ALUMINIUM COMPATIBILITY**

**INDUSTRIAL STRENGTH  
NON-FERROUS PARTS CLEANER  
AND DEGREASER**

**CB 100 ALU™**

CB 100™ ALU is a powerful cleaner/degreaser powered by our unique Nature Boost™ technology. Similar to the CB 100™ cleaning solution, yet specially designed for cleaning aluminum and sensitive alloys. Replaces hazardous solvents and petroleum-based products for improved health and safety in the workplace.

**NSF category A1, registration #163931**

**Applications**

- ▷ *Removing coolants and cutting oils from parts in machine shops*
- ▷ *Degreasing engine components during repair and rebuild operations*

**Benefits**

- ▷ *Outlasts solvent cleaners by 3-5x*
- ▷ *Shortens cleaning time*
- ▷ *Eliminates material compatibility issues*
- ▷ *Reduces workplace liability*

**Features**

- ▷ *Specially formulated for non-ferrous alloys*
- ▷ *Ready-to-use, non-caustic, non-hazardous, phosphate-free, and butyl-free*
- ▷ *Great cleaning power at room temperature*
- ▷ *Formulated with special corrosion protection*



Description	Size		Order No.	(M)SDS	Std. Pkg.
	Metric	US Gal			
Sprayer	500 ml	16.9 oz.	53G123	L-158	12
Liquid	3.78 L	1 gal	53G125	L-158	1
Liquid	20 L	5.2 gal	53G127	L-158	1
Liquid	208 L	55 gal	53G128	L-158	1
Liquid	1000 L	264 gal	53G129	L-158	1



**Aluminum compatible**



# BIO-REMEDIAING PARTS WASHING SOLUTIONS

Designed for use in parts washers with heating elements, these self-regenerating solutions contain micro-organisms that break down oils and greases into CO<sub>2</sub> and H<sub>2</sub>O, with almost ZERO waste products to dispose of.

## BIO-REMEDIAING PARTS CLEANER AND DEGREASER

### BIO-CIRCLE® L

BIO-CIRCLE® L is a top-selling Bio-remediating part cleaner and degreaser used in thousands of operations worldwide. Maintains its cleaning power over time, offering an economical and environmental advantage over toxic solvents and weaker water-based systems. **NSF category C1, registration #141285**

#### Applications

- ▷ Parts cleaning
- ▷ Facility maintenance

#### Benefits

- ▷ Maximum strength for life of product
- ▷ Reduces waste and disposal costs
- ▷ Creates a safer, more pleasant work environment
- ▷ No respiration equipment required

#### Features

- ▷ Continuously self-renewing with minimal waste streams
- ▷ Non-hazardous, Non-flammable, VOC-free
- ▷ Pleasant scent—no harsh fumes or vapors



Versatile and **safe!**



Description	Size		Order No.	(M)SDS	Std. Pkg.
	Metric	US Gal			
Liquid	20 L	5.2 gal	55A007	L-78	1
Liquid	208 L	55 gal	55A008	L-78	1
Liquid	1000 L	264 gal	55A009	L-78	1



## EXTRA POWERFUL BIO-REMIEDIATING PARTS CLEANER AND DEGREASER

### BIO-CIRCLE® ULTRA

BIO-CIRCLE® ULTRA is a bio-remediating part cleaner and degreaser. The highly effective ULTRA formula quickly removes the toughest hardened oil/grease as well as other hard to remove contaminants. Maintains its cleaning power over time, offering an economical and environmental advantage over toxic solvents and weaker water-based systems. **NSF category C1, registration #145549**

#### Applications

- ▷ *MRO and production*
- ▷ *Rebuild and repair operations*

#### Benefits

- ▷ *Maximum strength for life of product*
- ▷ *Reduces waste and disposal costs*
- ▷ *Creates a safer, more pleasant work environment*
- ▷ *No respiration equipment required*



Description	Size		Order No.	(M)SDS	Std. Pkg.
	Metric	US Gal			
Liquid	20 L	5.2 gal	55A107	L-158	1
Liquid	208 L	55 gal	55A108	L-158	1
Liquid	1000 L	264 gal	55A109	L-158	1



**Less chemical**  
required per cleaning

#### Features

- ▷ *Continuously self-renewing with minimal waste streams*
- ▷ *Non-hazardous, non-flammable, VOC-free*
- ▷ *Powered by Nature Boost™, an exclusive, highly effective natural ingredient*
- ▷ *Pleasant scent—no harsh fumes or vapors*

## BIO-REMIEDIATING PART CLEANER AND DEGREASER FOR AIRCRAFT USE

### BIO-CIRCLE® AERO

BIO-CIRCLE® AERO liquid is a bio-remediating parts cleaner and degreaser designed to meet the aeronautical industry's stringent requirements. Safe for use with aluminum and other sensitive alloys.

#### Applications

- ▷ *Airport maintenance*
- ▷ *Aerospace parts manufacturing*

#### Benefits

- ▷ *Maximum strength for life of product*
- ▷ *Eliminates material compatibility issues*
- ▷ *Reduces waste and disposal costs*
- ▷ *Creates a safer, more pleasant work environment*



Description	Size		Order No.	(M)SDS	Std. Pkg.
	Metric	US Gal			
Liquid	20 L	5.2 gal	55A207	L-161	1
Liquid	208 L	55 gal	55A208	L-161	1
Liquid	1000 L	264 gal	55A209	L-161	1



**Eliminates** material  
compatibility issues

#### Features

- ▷ *Continuously self-renewing with minimal waste streams*
- ▷ *Conforms to: Boeing D6-17487 Revision R Douglas Aircraft Company CSD No.1 (Type I) AMS 1526C*
- ▷ *Non-hazardous, non-flammable, VOC-free, pH neutral*
- ▷ *Safe for all metals and most surfaces*



# PARTS WASHING MACHINES AND KITS

If you're looking to create a safer workplace without compromising performance, our BIO-CIRCLE® MAXI industrial parts washer is built for you.

This cutting-edge cleaning and degreasing system is sturdy, reliable, low maintenance, and specially designed for water-based cleaning, allowing you to quickly power through the most demanding cleaning jobs. When paired with BIO-CIRCLE® or CB 100™ solutions, our part washer will transform your cleaning operations, making them easy, eco-friendly, efficient and safe.



## BIO-CIRCLE® MAXI

Order No.	Dimensions	Max tank capacity	Soak load capacity
55D600	109 cm L x 72 cm W x 96 cm (43"L x 28.5"W x 38"H)	136 L (30 gal)	136 Kg (300 lbs)

## CB 100 START-UP PACKAGES



### INCLUDED: 6 PAILS (20 L / 5.2 GAL.)

Name	Order No.
CB 100	55D615CBP
CB 100 ALU	55D615CBAP

### INCLUDED: 1 DRUM (208 L / 55 GAL.)

Name	Order No.
CB 100	55D615CBD
CB 100 ALU	55D615CBAD

## BIO CIRCLE START-UP PACKAGES



### INCLUDED: 6 PAILS (20 L / 5.2 GAL.)

Name	Order No.
BIO-CIRCLE® L	55D600BCLP
BIO-CIRCLE® ULTRA	55D600BCUP
BIO-CIRCLE® AERO	55D600BCAP

### INCLUDED: 1 DRUM (208 L / 55 GAL.)

Name	Order No.
BIO-CIRCLE® L	55D600BCLD
BIO-CIRCLE® ULTRA	55D600BCUD
BIO-CIRCLE® AERO	55D600BCAD

# AUTOMATIC PARTS WASHING

An excellent substitute to solvent-based cleaners! Save on energy and costs with Low Energy Surfactant (LES) Technology! These unique surfactants can clean and degrease effectively at lower temperatures, thus generating substantial energy savings. Lower the temperature of your automated industrial parts washers today!

## REGULAR

### CONCENTRATED ALKALINE AUTOMATED PARTS WASHER CLEANER AND DEGREASER

#### STAR 200™

STAR™ 200 is a foamless demulsifying alkaline cleaner/degreaser specially formulated for cleaning iron, cast iron, steel, and stainless steel. Excellent at dissolving thick oil, grease, lubricants, and grime.

#### Applications

- ▷ Hot parts washers, cleaning tunnels, ultrasonic baths, turntable washers, spray cabinets, and agitated tanks
- ▷ Maintenance, repair, and cleaning applications

#### Benefits

- ▷ Less chemical required per cleaning
- ▷ Lasts longer
- ▷ Saves money
- ▷ Lowers energy costs

#### Features

- ▷ Highly concentrated - dilutable up to 1:200
- ▷ Lower energy cost, saves money
- ▷ Short term built-in corrosion inhibitors

*Less chemical required per cleaning*



Description	Size		Order No.	(M)SDS	Std. Pkg.
	Metric	US Gal			
Liquid	20 L	5.2 gal	53G067	L-107	1
Liquid	208 L	55 gal	53G068	L-107	1
Liquid	1000 L	264 gal	53G069	L-107	1



**ALUMINIUM COMPATIBILITY****AUTOMATED PARTS WASHER CLEANER AND DEGREASER FOR NON-FERROUS ALLOYS****ALUSTAR 200™**

ALUSTAR™ 200 is a foamless demulsifying cleaner/degreaser that dissolves and removes thick oil, grease, lubricants, and grime from aluminum and other nonferrous alloys. Ideal for applications that are subject to strict cleaning specifications.

**NSF category A8, registration #145452**

**Applications**

- ▷ Automated and semi-automated hot parts washers, cleaning tunnels, ultrasonic baths, turntable washers, spray cabinets, and agitated tanks
- ▷ Removing cutting oils after machining



Description	Size		Order No.	(M)SDS	Std. Pkg.
	Metric	US Gal			
Liquid	3.78 L	1 gal	53G705	L-79	1
Liquid	20 L	5.2gal	53G707	L-79	1
Liquid	208 L	55 gal	53G708	L-79	1
Liquid	1000 L	264 gal	53G709	L-79	1

**HEAVY-DUTY****HEAVY-DUTY AUTOMATED PARTS WASHER CLEANER AND DEGREASER FOR NON-FERROUS ALLOYS****ALUSTAR 300™**

ALUSTAR™ 300 is a foamless demulsifying cleaner/degreaser that easily dissolves and removes persistent oil, grease, lubricants and grime from aluminum, steel, and stainless steel. Excellent for heavy-duty maintenance, repair, and operations cleaning applications.

**NSF category A8, registration #145453**

**Applications**

- ▷ Automated and semi-automated hot parts washers, cleaning tunnels, ultrasonic baths, turntable washers, spray cabinets, and agitated tanks
- ▷ Heavy-duty maintenance, repair, and cleaning applications

**Benefits**

- ▷ Less chemical required per cleaning
- ▷ Lasts longer
- ▷ Saves money
- ▷ Lowers energy costs



Description	Size		Order No.	(M)SDS	Std. Pkg.
	Metric	US Gal			
Liquid	20 L	5.2 gal	53G757	L-106	1
Liquid	208 L	55 gal	53G758	L-106	1
Liquid	1000 L	264 gal	53G759	L-106	1



*Lower energy cost*

**Benefits**

- ▷ Less chemical required per cleaning
- ▷ Lasts longer
- ▷ Saves money
- ▷ Lowers energy costs

**Features**

- ▷ Highly concentrated - dilutable up to 1:200
- ▷ Phosphate-free
- ▷ Biodegradable



*Lasts longer!*

**Features**

- ▷ Highly concentrated - dilutable up to 1:200
- ▷ Short term protection



# MULTI-PURPOSE CLEANERS AND DEGREASERS

Family of cleaning and degreasing products that are ideal for various applications conducted at room temperature. Save time and money with the Low Energy Surfactant (LES) technology which allows the product to achieve optimal results at ambient temperature.

## CONCENTRATED INDUSTRIAL CLEANER AND DEGREASER – FOAMING

### UNO™ S

UNO™ S is a highly concentrated, powerful foaming cleaner/degreaser that lifts dirt and grease fast. Ideal for manual spraying applications. Excellent substitute for solvent-base cleaners.

**NSF category A1, registration #142608**

#### Applications

- ▷ Cleaning stainless steel equipment in food industry
- ▷ Removal of cutting fluids, stamping oils and grease



Description	Size		Order No.	(M)SDS	Std. Pkg.
	Metric	US Gal			
Sprayer	500 ml	16.9 oz.	53G033	L-143	12
Liquid	3.78 L	1 gal	53G035	L-143	1
Liquid	20 L	5.2 gal	53G037	L-143	1
Liquid	208 L	55 gal	53G038	L-143	1
Liquid	1000 L	264 gal	53G039	L-143	1

## IMPROVED FORMULA!

Versatile and **safe!**



#### Benefits

- ▷ Versatile — can be used for a variety of applications
- ▷ Less chemical required per cleaning
- ▷ Creates a safer, healthier work environment

#### Features

- ▷ Non-flammable, phosphate-free
- ▷ Improved formula
- ▷ Foaming action for increased contact time
- ▷ Dilutable up to 1:50

## CONCENTRATED INDUSTRIAL CLEANER AND DEGREASER – FOAMLESS

### UNO™ SF

UNO™ SF is a highly concentrated, powerful foamless cleaner/degreaser that can cut through dirt and grease throughout your facility. Uses range from floor washing and pressure washing of large parts to automatic parts washers. Excellent substitute for solvent-base cleaners. **NSF category A1, registration #142609**

#### Applications

- ▷ Cleaning of stainless steel equipment
- ▷ Removal of cutting fluids, stamping oils and grease



Description	Size		Order No.	(M)SDS	Std. Pkg.
	Metric	US Gal			
Sprayer	500 ml	16.9 oz.	53G023	L-48	12
Liquid	3.78 L	1 gal	53G015	L-48	1
Liquid	20 L	5.2 gal	53G017	L-48	1
Liquid	208 L	55 gal	53G018	L-48	1
Liquid	1000 L	264 gal	53G019	L-48	1



**Less chemical** required per cleaning

#### Benefits

- ▷ Versatile — can be used for a variety of applications
- ▷ Less chemical required per cleaning
- ▷ Creates a safer, healthier work environment

#### Features

- ▷ Non-flammable
- ▷ Low Energy Surfactant Technology cleans at lower temperatures
- ▷ Dilutable up to 1:40

## READY-TO-USE

**HEAVY-DUTY CLEANER, DEGREASER AND DISINFECTANT**

Powerful multi purpose ready-to-use surface disinfecting solution that tackles the toughest contaminants while simultaneously eliminating 99.99% of harmful germs and viruses.

**NSF category D1, registration #163370**

**Applications**

- ▷ Ideal for trigger sprayer applications, parts cleaning, floor cleaning and pressure washing
- ▷ Ready-to-use formula, no need for dilution
- ▷ To clean, spray on soiled surface and wipe clean
- ▷ Effectively works on hard, non-porous surfaces



Description	Size		Order No.	(M)SDS	Std. Pkg.
	Metric	US Gal			
Sprayer	500 ml	16.9 oz.	53G083	L-88	12
Sprayer	946 ml	32 oz.	53G084	L-88	12
Liquid	3.78 L	1 gal	53G085	L-88	4
Liquid	20 L	5.2 gal	53G087	L-88	1
Liquid	208 L	52.8 gal	53G088	L-88	1

**Benefits**

- ▷ Kills 99.99% of germs and viruses
- ▷ Starts cleaning on contact and leaves no residue
- ▷ Cleans oils, grease, organic contaminants, dust, smoke and more
- ▷ Eco-friendly / biodegradable


**Features**

- ▷ No fragrance / No alcohol smell
- ▷ Free of harsh chemicals or fumes
- ▷ 0.2% Quaternary Ammonium active ingredient
- ▷ DIN 02502585

## READY-TO-USE

**SCRUBBING, DISINFECTING AND DEGREASING SURFACE TOWELS**

The scrubbing and degreasing wipes cleans and emulsifies to breakdown tough greases that are bound on all surfaces.



Description	Count	Order No.
Canister	80 wipes	53G615
Canister	140 wipes	53G616

## READY-TO-USE

**GOLD MATRIX READY™**

GOLD MATRIX READY™ is a foamless formulation which makes it ideal for applications where foaming could interfere in the cleaning process. Ideal for trigger sprayer applications, hot parts washers, ultrasonic baths, dip tanks, floor cleaners and pressure washers. Removes oils, greases, organic contaminants, pigment coating, markers, smoke, dust, carbon deposits and more.

**Applications**

- ▷ Removal of oils and greases from ferrous parts
- ▷ Facility maintenance
- ▷ All hand applied cleaning tasks
- ▷ Removal of organic contaminants
- ▷ Cleans floors, walls, tables, etc.
- ▷ Neutralizes residual acidic components of weld cleaning solutions



Description	Size		Order No.	(M)SDS	Std. Pkg.
	Metric	US Gal			
Sprayer	500 ml	16.9 oz.	53G073	L-69E	12
Liquid	3.78 L	1 gal	53G075	L-69E	4
Liquid	20 L	5.2 gal	53G077	L-69E	1
Liquid	208 L	52.8 gal	53G078	L-69E	1
Liquid	1000 L	264 gal	53G079	L-69E	1

**Features**

- ▷ Contains corrosion inhibitors to prevent flash rusting
- ▷ Foamless for high-pressure or agitation cleaning systems
- ▷ Nontoxic, nonflammable, VOC-free
- ▷ Cleans parts efficiently and most of all safely
- ▷ Effective ready-to-use formula
- ▷ Foamless formulations
- ▷ Water-Based. Solvent-free. Phosphate-free
- ▷ High strength formula, ready to use
- ▷ Can withstand heat up to 90°C (194°F) for maximum cleaning

**Stronger  
& tougher!**

**Applications**

- ▷ Ideal for scrubbing applications

**Benefits**

- ▷ Removes tough greases
- ▷ Stronger and tougher material

**Features**

- ▷ Dual textured heavy-duty wipes
- ▷ Kills Germs and 99.99% bacteria and viruses
- ▷ Contains corrosion inhibitor
- ▷ DIN 02516594



# CLEANING, LUBRICATING AND TEMPORARY PROTECTION

A multi-functional maintenance cleaner, lubricant and protector safe to use on all metals.

## CLEANER/LUBRICANT/PROTECTOR

### OMNI™

Multifunctional maintenance cleaner/lubricant/protector. Excellent penetrating and lubricating capability. Protects surfaces from oxidation. **NSF category A8, registration #142610**

#### Applications

- ▷ Dissolving light rust and graphite
- ▷ Loosening rusted and seized hardware



All Metals

Description	Size		Order No.	(M)SDS	Std. Pkg.
	Metric	US Gal			
Aerosol	480 ml	16.2 fl.oz.	53X002	L-73	12
Sprayer	500 ml	16.9 oz.	53X003	L-74	12
Liquid	3.78 L	1 gal	53X005	L-74	1
Liquid	20 L	5.2 gal	53X007	L-74	1
Liquid	208 L	55 gal	53X008	L-74	1
Liquid	1000 L	264.6 gal	53X009	L-74	1

ACCESSORIES	Order No.
Industrial pump sprayer	53L120
Spout for 20 L square plastic pail	53L207
Spout for 208 L plastic drum 2" NPT	53L209
Empty refillable trigger sprayer for OMNI	53L314
BIO-CIRCLE® Powercloth microfiber / Pack of 10	57M001



Cleans, penetrates, lubricates and protects **in one easy step!**

#### Benefits

- ▷ Cleans, penetrates, lubricates, and protects in one easy step
- ▷ Versatile – can be used for multiple maintenance applications
- ▷ Reduces rework
- ▷ Creates a safer, healthier work environment

#### Features

- ▷ Non-flammable, silicone-free, Teflon-free
- ▷ Dielectric strength 350 V/mil





# HEAVY-DUTY TAR AND BITUMEN REMOVERS

For removing very tough contaminants such as tar, bitumen, carbon and asphalt.

## FOR DIFFICULT CONTAMINANTS

### HIGH STRENGTH CITRUS CLEANER/DEGREASER

#### SC 400™ LOW VOC

Formulated with citrus peel extracts, SC 400™ is a heavy-duty, powerful, fast-acting solvent cleaners. Easily removes tar, bitumen, grease, lubricants, and oils.

#### Applications

- ▷ *Cleaning machine parts, tools, pumps, gears*
- ▷ *Not for use on plastics, rubber, and other solvent-sensitive materials*

#### Benefits

- ▷ *Cuts through contaminants quickly and effectively*
- ▷ *Slow drying formula covers larger surface areas*
- ▷ *Safer than more flammable alternatives*



All Metals

Description	Size		Order No.	(M)SDS	Std. Pkg.
	Metric	US Gal			
Sprayer	500 ml	16.9 oz.	53G653	L-202	12
Liquid	3.78 L	1 gal	53G655	L-202	1
Liquid	20 L	5.2 gal	53G657	L-202	1
Liquid	200 L	52.8 gal	53G658	L-202	1



Cuts through contaminants **quickly and effectively**



#### Features

- ▷ *Low residue, slow drying*

## FOR DIFFICULT CONTAMINANTS

### HEAVY-DUTY CITRUS DEGREASER

Cleans and emulsifies to breakdown difficult contaminants such as asphalt and tar residue that are bound to the surfaces. **NSF category K1, registration #163464**

#### Applications

- ▷ *Spray application recommended to be used straight on soiled surfaces*
- ▷ *Recommended to clean soiled concrete floors, hydrocarbons, tar, bunkers, piping soil, etc.*
- ▷ *Great for paving, mining equipment*



All Metals

Description	Size		Order No.	(M)SDS	Std. Pkg.
	Metric	US Gal			
Sprayer	500 ml	16.9 oz.	53G533	L-187	12
Sprayer	946 ml	32 oz.	53G534	L-187	12
Liquid	3.78 L	1 gal	53G535	L-187	1
Liquid	20 L	5.2 gal	53G537	L-187	1
Liquid	208 L	52.8 gal	53G538	L-187	1

**High** flashpoint



#### Benefits

- ▷ *Leaves no residue*
- ▷ *High flashpoint*
- ▷ *Biodegradable*

#### Features

- ▷ *No need for dilution*
- ▷ *Reduction of the volume of waste, without presence of water in the oil*

**FOR ANY TEMPERATURE**

**ALL WEATHER TAR AND BITUMEN DEGREASER**

**ALL-SEASON™**

ALL-SEASON™ is a less toxic alternative to solvent cleaning for tough applications, even at the most extreme temperatures. Bitumen, tar and asphalt don't stand a chance even at cold temperatures. ALL-SEASON™ is the perfect alternative to solvent based and d-limonene based cleaners.

**Applications**

- ▷ Can be used in spray applications for manual cleaning or pressure washing for large surface applications
- ▷ Provides high solvency for fast and easy removal of tough contaminants: tar, asphalt and bitumen

**Benefits**

- ▷ High-strength formulation, fast acting, very effective
- ▷ Ready-to-use formulation, no dilution required
- ▷ Safe on all metals, non-corrosive

**Features**

- ▷ Formulated to clean at any temperature
- ▷ Separates from water for easier recovery of waste



Description	Size		Order No.	(M)SDS	Std. Pkg.
	Metric	US Gal			
Sprayer	500 ml	16.9 oz.	53G553	L-75	12
Liquid	3.78 L	1 gal	53G555	L-75	1
Liquid	20 L	5.2 gal	53G557	L-75	1
Liquid	208 L	55 gal	53G558	L-75	1
Liquid	1000 L	264 gal	53G559	L-75	1



*High strength,  
fast acting*

ACCESSORIES	Order No.
Industrial pump sprayer	53L120
Spout for 20 L pail	53L207
Spout for 20 L round metal pail and 200 L metal drum ¾" NPT	53L208
Spout for 208 L drum	53L209
Empty refillable trigger sprayer for SC 400	53L313
Bio-Circle Air Drying Gun	55B085
Replacement sprayer, 500 ml	53L318



# HEAVY-DUTY INK AND ADHESIVE REMOVERS

For removing ink, adhesive and other contaminants.

## FOR ADHESIVES

### HIGH STRENGTH ADHESIVE AND INK REMOVER

#### SC 400 FOAM™

SC 400™ Foam is a high strength solvent with which adhesive substances even when hardened can be removed. Special additives enable a long-lasting depth effect of the solvent so that even the most difficult dried adhesive films can be cleaned.

**NSF category K3, registration #156603**

#### Applications

- ▷ *Cleaning machine parts, tools, pumps, gears*
- ▷ *Not for use on plastics, rubber, and other solvent-sensitive materials*



Glass and Mirror All Metals

Description	Size		Order No.	(M)SDS	Std. Pkg.
	Metric	US Gal			
Aerosol	400 ml	11.5 oz.	53G512	L-171	12



*Suitable for metal, wood, ceramics and glass*

#### Benefits

- ▷ *Removes labels, adhesive*
- ▷ *Suitable for metal, wood, ceramics, glass*
- ▷ *The corrosion protection agent protects the metal surface on bare metal parts*

#### Features

- ▷ *Special additives to enable long-lasting depth effect*
- ▷ *Colourless*

## CONCENTRATED

### HIGH STRENGTH ADHESIVE REMOVER

#### PRO CLEAN™

Made from bio-renewable extracts, PRO CLEAN™ is a powerful, 100% concentrated solvent that removes hard-to-clean contaminants. Its Nature Boost™ formula quickly and easily removes adhesives.

**NSF category K3, registration #146172**



Steel Plastic Alu.

Description	Size		Order No.	(M)SDS	Std. Pkg.
	Metric	US Gal			
Sprayer	500 ml	16.9 oz.	53G523	L-169	12
Liquid	3.78 L	1 gal	53G525	L-169	1
Liquid	20 L	5.2 gal	53G527	L-169	1
Liquid	208 L	55 gal	53G528	L-169	1



*Safer to handle than toxic and volatile solvents!*

#### Benefits

- ▷ *Creates a safer, more pleasant work environment*
- ▷ *Safer to handle than toxic and volatile solvents*
- ▷ *Improves sustainability*
- ▷ *Reduces workplace liability*

#### Features

- ▷ *Formulated with natural and bio-renewable ingredients*
- ▷ *Test before use on rubber*
- ▷ *Fast acting, very effective*



# GLASS CLEANER

Spotless cleaning with fast drying cleaner.

## GLASS CLEANER

### FT 100™

FT 100™ is a surfactant-free, fast-drying cleaning agent that removes light oil, pollution, dust, fingerprints, felt pen, and pencil residues from glass, mirror or whiteboards. **NSF category A1, registration #156602**

#### Applications

- ▷ Final step before any treatment in process (painting, varnish, sealing, gluing, coating, etc.)
- ▷ Final step before showcasing a final product

#### Benefits

- ▷ Leaves no residue, streaks or stains
- ▷ Ready to use




Leaves no **residue**, streaks or stains



Stainless Steel Glass and Mirror

Description	Size		Order No.	(M)SDS	Std. Pkg.
	Metric	US Gal			
Aerosol	400 ml	13.5 oz.	53G182	L-172	12



# RUST-REMOVAL SOLUTIONS

Breaks down rust from metallic surfaces without the need of abrasives.

## RUST AND MINERAL

### RUST AND MINERAL REMOVER + BRIGHTENER POWER CLEANER 100™

Highly concentrated cleaner/ brightener that quickly breaks down rust, dissolves limescale, eliminates mineral deposits, and brightens metallic surfaces. **NSF category A3, registration #141944**

#### Applications

- ▷ Removing rust, limescale, and mineral deposits on sheet metal, metallic structures, heating coils, pumps, heat exchanger plates, and storage tanks
- ▷ Brightening metallic surfaces

#### Benefits

- ▷ Fast acting
- ▷ Easier and more efficient than manual rust removal
- ▷ No need to salvage rusted parts or equipment

#### Features

- ▷ Phosphoric Acid based: does not contain nitric, hydrofluoric or hydrochloric acid
- ▷ Fully restores dull or tarnished metal surfaces
- ▷ Can be diluted up to 1:40 with water
- ▷ Light oxidation




Rusted parts or equipment **can now be salvaged!**



Description	Size		Order No.	(M)SDS	Std. Pkg.
	Metric	US Gal			
Sprayer	500 ml	16.9 oz.	53G253	L-23	12
Liquid	3.78 L	1 gal	53G255	L-23	1
Liquid	20 L	5.2 gal	53G257	L-23	1
<b>ACCESSORIES</b>			<b>Order No.</b>		
Spout for 20 L square plastic pail			53L207		
Empty refillable trigger sprayer for POWER CLEANER 100			53L309		

#### Tech tip!

Don't forget to neutralize with FT 100™



**HEAVY RUST (SOAKING)**  
**NON-CAUSTIC RUST REMOVER**  
**BIO-RUST™**

Non-caustic rust removers that safely eliminates rust on all ferrous alloys. **NSF category A2, registration #146173**

**Applications**

- ▷ Removal of rust and other metallic particles
- ▷ We recommend degreasing parts before using it

**Benefits**

- ▷ Reduces scrap rate
- ▷ Requires less time and effort than abrasives
- ▷ Safe to handle and store



Description	Size		Order No.	(M)SDS	Std. Pkg.
	Metric	US Gal			
Sprayer	500 ml	16.9 oz.	53G243	L-134	12
Liquid	20 L	5.2 gal	53G247	L-134	1
Liquid	208 L	55 gal	53G248	L-134	1
<b>ACCESSORIES</b>			<b>Order No.</b>		
Chrome plated drum pump			53L116		
Spout for 20 L square plastic pail			53L207		
Spout for 208 L plastic drum 2" NPT			53L209		

**Features**

- ▷ Removes rust without attacking surface material
- ▷ Non-flammable, phosphate-free
- ▷ Non-hazardous — OSHA and WHMIS compliant
- ▷ Soak for best results (up to 24h)



# SURFACE CLEANERS

Make your parts spotless before bonding, corrosion protection, metalizing or delivery.

## SURFACE CLEANER

### FT 200™

FT 200™ prepares metallic surfaces for bonding, corrosion protection, metalizing, welding, and a variety of other processes. Evaporates after it's wiped off surfaces. Lasts 7x longer than traditional fast-evaporating surface preparation solvents such as acetone. **NSF category A1, registration #142612**



### Applications

- ▷ *Preparing metallic surfaces prior to coating*
- ▷ *Removal of light contaminants such as processing oils, anticorrosion oils, and light waxes*

### Benefits

- ▷ *Increased surface coverage*
- ▷ *A safer alternative to traditional solvents*


### Features

- ▷ *Residue-free after wiping*



Plastic Alu. All Metals

Description	Size		Order No.	(M)SDS	Std. Pkg.
	Metric	US Gal			
Sprayer	500 ml	16.9 oz.	53G173	L-128	12
Liquid	20 L	5.2 gal	53G177	L-128	1
Liquid	208 L	55 gal	53G178	L-128	1



# STAINLESS STEEL SOLUTIONS

For removing any residue from stainless steel surfaces and provide spotless finish. Cleans, shines and protects all surfaces. Excellent solvent of oils, greases, soluble ink and certain oily inks. Leaving you with no residues, streaks or stains!

## SURFACE CLEANER

### STAINLESS STEEL SURFACE PREPARATION CLEANER

#### FT 100™

FT 100™ is a surfactant-free, fast-drying cleaning agent that removes light oil pollution, dust, fingerprints, felt pen, and pencil residues. **NSF category A1, registration #154672**

#### Applications

- ▷ Final step before any treatment in process (painting, varnish, sealing, gluing, coating, etc.)
- ▷ Final step before showcasing a final product

#### Benefits

- ▷ Leaves no residue, streaks, or stains
- ▷ Ready to use

Description	Size		Order No.	(M)SDS	Std. Pkg.
	Metric	US Gal			
Sprayer	500 ml	16.9 oz.	53G183	L-167	12
Liquid	20 L	5.2 gal	53G187	L-167	1
Liquid	208 L	55 gal	53G188	L-167	1



Leaves no **residue**, streaks or strains

#### Features

- ▷ Fast acting, fast drying
- ▷ Great acid neutralizer
- ▷ Surfactant-free



## SURFACE CLEANER

### STAINLESS STEEL CLEANER AND BRIGHTENER

#### E-NOX CLEAN™

E-NOX CLEAN™ is a highly concentrated gel formulation cleaner that removes tarnish, rust, and mineral deposits and brightens surfaces. Outperforms abrasives while saving time and energy. **NSF category A3, registration #142614**

#### Applications

- ▷ Brightening stained and exposed finishes
- ▷ Cleaning of food and pharmaceutical equipment

Description	Size		Order No.	(M)SDS	Std. Pkg.
	Metric	US Gal			
Gel, sprayer	500 ml	16.9 oz.	53G303	L-59	12
Liquid	3.78 L	1 gal	53G305	L-59	1
Liquid	20 L	5.2 gal	53G307	L-59	1
Liquid	208 L	55 gal	53G308	L-59	1



Fast acting and **improves efficiency**

#### Tech tip!

Don't forget to neutralize with STAINLESS STEEL CLEANER FT 100™



#### Benefits

- ▷ Fast acting
- ▷ Clean, precise application minimizes dripping
- ▷ Improves efficiency

#### Features

- ▷ Non-flammable
- ▷ Phosphoric acid: Free of nitric and hydrochloric acid
- ▷ Gel sticks to vertical surfaces

## CLEANER AND PROTECTOR

STAINLESS STEEL CLEANER  
AND PROTECTOR

## E-NOX SHINE™

E-NOX SHINE™ is a surface cleaner designed to remove light contaminants such as dust, light oils, and fingerprints prior to shipping. Creates a thin, invisible protective film to preserve the quality of your work until it reaches its final destination.

**NSF category A7, C1, registration #131393**

## Applications

- ▷ Removing oil, carbon, light dirt, and fingerprints
- ▷ Brightening and protecting indoor finishes

## Benefits

- ▷ Gives finished work a polished, flawless look

## Features

- ▷ Non-flammable, silicone-free, phosphate-free
- ▷ Uniform finish, no streaking
- ▷ Ready to use



Description	Size		Order No.	(M)SDS	Std. Pkg.
	Metric	US Gal			
Sprayer	500 ml	16.9 oz.	53G403	L-102	12
Liquid	3.78 L	1 gal	53G405	L-102	1
Liquid	20 L	5.2 gal	53G407	L-102	1
Liquid	208 L	55 gal	53G408	L-102	1



Gives finished work a polished, flawless look!

## CLEANER AND PROTECTOR

## STAINLESS STEEL CLEANER

Excellent solvent of oils, greases, soluble ink and certain oily inks. Leaves no residue, streaks or stains. Designed to be fast acting and fast drying.

## Applications

- ▷ Stainless steel manufacturing
- ▷ Aluminum manufacturing
- ▷ Also works great on brass and copper
- ▷ Cleans and polish equipment in institutional or food processing, farm equipment or elevator doors



Description	Size		Order No.	(M)SDS	Std. Pkg.
	Metric	US Gal			
Aerosol	500 ml	16.9 oz.	53G412		1



## Benefits

- ▷ Leaves no residue, streaks or stains
- ▷ Contains no wax or harsh abrasives
- ▷ Cleans without abrasives or heavy creams

## Features

- ▷ Polish, shines and protects
- ▷ Protects from rusting, corrosion and discoloration



# AEROSOL CAN REFILL STATIONS

Convenient, cost effective, easy to use refillable aerosol cans. Helpful for reducing the costs associated with the disposal of harmful aerosol cans as well as your environmental impact.

## CLEANER/LUBRICANT/PROTECTOR

### AIR FORCE OMNI™

- ▷ *Non-flammable, silicone-free, teflon-free*
- ▷ *High flash point 125 °C (275 °F)*

Metric	Size		Order No.
	US Gal		
20 L	5.3 gal		53M012AF0BB
200 L	52.8 gal		53M012AF0D



#### *The 20L / 5.3 gal. start-up package includes:*

- Air Force station
- 1 x 53X007 OMNI 20 L / 5.3 gal
- 1 x 53M058 pail adaptor
- 6 x 53M132 refillable bottles

#### *The 200L / 52.8 gal. start-up package includes:*

- Air Force station
- 1 x 53X008 OMNI 200 L / 52.8 gal
- 1 x 53M058 pail adaptor
- 6 x 53M132 refillable bottles

## PLASTIC-SAFE, PARTS DEGREASER

### AIR FORCE AF-PL LOW VOC™

- ▷ *Cost-effective brake cleaner alternative*
- ▷ *Safe for most plastics and rubber compounds*
- ▷ *Non-chlorinated solvents penetrate and displace moisture*

Metric	Size		Order No.
	US Gal		
20 L	5.3 gal		53M012AFPLLVP
200 L	52.8 gal		53M012AFPLLVD



#### *The 20L / 5.3 gal. start-up package includes:*

- Air Force station
- 1 x 53C567 AF-PL 20 L / 5.3 gal
- 1 x 53M041 pail adaptor
- 6 x 53M101 refillable bottles

#### *The 200L / 52.8 gal. start-up package includes:*

- Air Force station
- 1 x 53C568 AF-PL 200 L / 52.8 gal
- 1 x 53M038 drum adaptor
- 6 x 53M101 refillable bottles

## ALL NATURAL CLEANER AND DEGREASER

### AIR FORCE CB 100™

- ▷ *Ready-to-use, non-caustic, non-hazardous, phosphate-free, and butyl-free*
- ▷ *Cuts through contaminants most solvents can't touch*
- ▷ *Great cleaning power at room temperature*
- ▷ *VOC-free*

Metric	Size		Order No.
	US Gal		
208 L	55 gal		57D058



#### *The start-up package includes:*

- Air Force station
- 1 x 53G168 CB 100 208 L / 55 gal
- 4 x 53B105 refillable bottles
- 1 x 53M038 drum adapter

OPTIONAL NOZZLES	ORDER NO.	ACCESSORIES	ORDER NO.	ACCESSORIES	ORDER NO.
Wide spray	53M022	Air refilling station	53M010	Replacement filling valve	53M039
Long extension tube	53M052	Air nozzle	53M015	Pail adaptor	53M041
Red nozzle-narrow spray	53M023	Replacement valve kit		Drum adaptor	53M038
		(includes 2 valves and 2 spray tips)	53M030	Safety valve	53M025
		Brass screw cap	53M037		

## Corrosion Inhibitor

For STAR™ and UNO™ family of aqueous cleaners  
Provides additional corrosion protection when used with aqueous cleaners. Is concentrated, 100% active ingredients and is foamless.

### Applications

- ▷ Use with any UNO™ and STAR™ Cleaning Solution
- ▷ Add to cleaning solution and/or rinsing water



Description	Size		Order No.	(M)SDS	Std. Pkg.
	Metric	US Gal			
Sprayer	950 ml	32.1 fl.oz.	53G001	L-56	1
Liquid	20 L	5.2 gal	53G927	L-56	1
Liquid	208 L	55 gal	53G928	L-56	1



### Features

- ▷ Non-flammable. Non-hazardous
- ▷ Solvent, phosphate and butyl-free
- ▷ Protects steel parts and equipment from flash-rust

## Defoamer additive

For STAR™ and UNO™ family of aqueous cleaners  
Quick and permanent foam dissipation for aqueous cleaners.  
Comes concentrated with a suggested dilution rate of 0.5% to 1%.



Description	Size		Order No.	(M)SDS	Std. Pkg.
	Metric	US Gal			
Sprayer	950 ml	32.1 fl.oz.	53G002	L-57	1
Liquid	20 L	5.2 gal	53G937	L-57	1



### Features

- ▷ Silicone-free
- ▷ Eliminates all foaming with water-based products

## Titration Kit

For use with STAR™ and UNO™ family of products  
High concentration cleaning solutions such as the STAR™ and UNO™ family can be diluted with water to alter the cleaning strength of the product. With the titration kit, you can easily determine the exact level of concentration of your solution to maintain a high level of cleaning productivity.

### Applications

- ▷ For use with automated mechanical cleaning systems
- ▷ For immersion tank

Order No.	(M)SDS	Std. Pkg.
53L160	L-145 L-144	1



## Proportioning system

Offers a complete system for dispensing bulk aqueous cleaners. It will automatically dilute the solution and fill spray bottles, buckets and other containers.

Order No.	Std. Pkg.
53L162	1

### Features

- ▷ 2 high flow (bucket feed)
- ▷ 2 low flow (bottle feed)
- ▷ Push button activated
- ▷ Metering tips from 350:1 to 3.5:1 at 3.5 GPM

# SURFACE DISINFECTING SOLUTIONS

Health Canada authorized, high strength formulas to clean and disinfect hard surfaces.

## CONCENTRATED

### CONCENTRATED CLEANER, DEGREASER AND DISINFECTANT

A cost effective powerful multi purpose concentrated surface disinfecting solution that tackles the toughest contaminants while simultaneously eliminating 99.99% of harmful germs and viruses.

#### Applications

- ▷ Safe to use on most surfaces (metals and plastics)

#### Benefits

- ▷ Kills 99.99% of viruses and germs
- ▷ Foamless formulation
- ▷ Built-in corrosion inhibitors to prevent flash rusting



Description	Size		Order No.	(M)SDS	Std. Pkg.
	Metric	US Gal			
Sprayer	500 ml	16.9 oz.	53G093	L-89	12
Sprayer	946 ml	32 oz.	53G094	L-89	12
Liquid	3.78 L	1 gal	53G095	L-89	4
Liquid	20 L	5.2 gal	53G097	L-89	1
Liquid	208 L	52.8 gal	53G098	L-89	1



#### Features

- ▷ Highly concentrated. Can be diluted 11:1
- ▷ 2.4% Quaternary Ammonium active ingredient
- ▷ VOC-free
- ▷ Non-flammable
- ▷ DIN 2506033

## WIPES

### DISINFECTANT CLEANER DEGREASER SURFACE WIPES


The Disinfectant Cleaner Degreaser Surface Wipes are made with the active ingredient Quaternary Ammonium. These ready-to-use, drip free wipes are great for removing grease and dirt.

#### Applications

- ▷ Single use disposable wipes
- ▷ Great for hard surfaces (metals, plastics, etc.)

#### Benefits

- ▷ Kills 99.99% of bacteria, germs and viruses
- ▷ Ready-to-use and drip free



Description	Count	Order No.	(M)SDS	Std. Pkg.
Canister	80 wipes	53G055	L-87	16
Bucket	300 wipes	53G058	L-87	4



#### Features

- ▷ Specially formulated to be used without PPE
- ▷ 0.15% Quaternary Ammonium active ingredient
- ▷ VOC-free
- ▷ Non-flammable
- ▷ DIN 02509024









# HARD CORE LIVIN'

**SCOTT ATKIN**  
SHOP OWNER & LEAD FABRICATOR

“  
Time is the one thing  
I cannot control. I  
can't buy time, but I  
can buy good tools.  
Having the proper tool  
for the job saves you  
tons of time, it just  
avoids rework.”  
”

Hard core or hardcore? For Scott Atkin, shop owner, and lead fabricator, it's both.

He's committed and devoted to his custom metal fabrication business. The endless possibilities of metalworking have inspired him to fabricate unique projects for engineers, architects, designers, movie sets, and regular people.

At the age of 19, Scott founded a skate and snowboard shop. It was his way of staying out of trouble and taking charge of his life. It also allowed him to merge his creativity and passion for extreme sports eventually turning his company into a very well-known brand across the USA and Canada.

Scott was thriving but was ready for a new challenge. After 10 successful years at the shop, there was one thing he hadn't mastered: welding. He signed up for a welding course and was instantly hooked.

To perfect his newly acquired skills, he got a job in the aerospace industry. "You had to be ultra-focused and produce high-quality welds. I was also quite creative coming up with special tools for people to do their jobs safer." Scott realized he needed another outlet to let his creativity flow through building things. "I'm all over the place, I'm a fast mover and thinker. When I come across a problem, I resolve it and want to immediately move forward."

His gained experience would certainly pay off as he now had all the skillset to venture out (again!).

He decided to open a metal fabrication shop that would take on the most original and ambitious projects. "It usually starts with an idea or a challenge". With his out-of-the-ordinary ability to solve problems and his precise welding skills, nothing was off-limits for Scott. "I like problem-solving, coming up with real solutions." He has built a dedicated, passionate, and hard-working team. "We're very few in numbers but the energy is just there. We do massive projects."


Scott depends on good planning and tools to get the job done. "Time is the one thing I cannot control. I can't buy time, but I can buy good tools. Having the proper tool for the job saves you tons of time, it just avoids rework." Nowadays, the shop is a reference in the industry and Scott continues to embody hard core livin' (and welding!).



SCAN THE QR CODE ABOVE TO LEARN  
MORE ABOUT SCOTT'S JOURNEY

 **WALTER**  
Achieve Greatness™

# ACCESSORIES





## Threaded throw-away adaptors

Description	Order No.
For 1/8" wheels (5/8"NC)	08B002
For 1/4" wheels (5/8"NC)	08B001
For 1/2" wheels (5/8"NC)	08B003



## Reusable adaptor kit

Description	Order No.
For depressed center wheels	08B031



## Mandrels for ZIP wheels

Description	Order No.
<b>Flush mandrels with 1/4" shaft</b>	
For 2 and 3" wheels, 1/4" and 3/8" arbor	11L007
For 2" wheels, 5/16" arbor	11L001
For 3" and 4" wheels, 1/4" arbor	11L006
For 3" and 4" wheels, 3/8" arbor	11L003
<b>General purpose mandrels with 1/4" shaft</b>	
For 2" wheels, 3/8" arbor	11L008
For 2" wheels, 5/16" arbor	11L002
For 3" and 4" wheels, 3/8" arbor	11L004
<b>with 5/16" shaft</b>	
For 3" and 4" wheels, 3/8" arbor	11L005



## Mandrel for finishing wheels

Description	Order No.
Plastic, 8 mm shaft, self-expanding, flush mounting for 1" thick wheels	07C003



## 1/4" shaft for TWIST backing pads

Description	Order No.
with 1/4"-20 thread	
For 2" and 3" pads	04X001



## Clamping flanges

Description	Order No.
Clamping flanges set to mount 9" cut-off wheels on 5/8"-11 spindles	30B022



## Mounting accessories for FX wheels

Mandrels for use on straight grinders and drills

Description	Order No.
<b>For use with 4" FX wheels</b>	
1/4" shaft	07X004
8 mm shaft	07X003
<b>For use with 6" FX wheels</b>	
1/4" shaft	07X006
8 mm shaft	07X005
<b>Extension mandrels for use on angle grinders</b>	
M14 x 2.0 thread	07C005
5/8"-11 thread	07C006



Two wheels can be mounted on each mandrel.

## Wheel dressers

Description	Order No.
<b>For bench grinder wheels</b>	
Standard	12E001
Heavy-duty	12E002
<b>Replacement wheels</b>	
Set for 12E001	12E004
Set for 12E002	12E005



## Reducer bushings

Description	Order No.
Set 3/4" wide, from 1" to 3/4", 5/8" and 1/2"	12E006
Set 1" wide, from 1" to 3/4", 5/8" and 1/2"	12E007
Pair of bushings from 1" to 7/8"	12E008

## Extra clamping nuts

Description	Order No.
<b>For 4" backing pads</b>	
3/8"-24	15D015
<b>For 4 1/2" and 5" backing pads</b>	
M10 x 1.25	15D010
5/8"-11	15D014
<b>For 6" and 7" backing pads</b>	
5/8"-11	15H014
<b>For 7" Turbo Action backing pad</b>	
5/8"-11	15M014
<b>For 4 1/2" and 5" backing pads</b>	
5/8"-11	15D024
<b>For 7" backing pads</b>	
5/8"-11	15H025



## Spacer washers

Description	Order No.
For grinders with: 5/8"-11 spindle	07Q001
For grinders with: M14x2.0 spindle	07Z005

## Wire brush adaptors and mandrels

Description	Order No.
<b>Use these threaded adaptors to convert brushes with 5/8"-11 arbor</b>	
To M10 × 1.25 female	13D001
To M10 × 1.5 female	13D002
To 3/8"-24 female	13D003
To 3/8"-16 female	13D007
<b>Use these mandrels for double-sided knot-twisted mounted brushes</b>	
To fit with 13C303 (3/8" X 1/4")	13D008
To fit with 13C404 (1/2" X 1/4")	13D009



## SPIN-ON performance kit

Description	Order No.
Contains 1 universal clamping nut holder for all types of clamping flanges. Allows quick and easy storage of clamping flange when not in use. Also includes 2 silicone rings.	30B024



## Mounting flanges

Description	Order No.
5/8"-11 clamping nut for 6150, 6161, 6170, 6190, 6255, 6260, 6350 and 6360.	30B037
Thick backing flange for a flush fit and minimal exposure of spindle beyond the clamping nut for WALTER grinders with: 5/8"-11 spindles	30B017



## Quick release backing flange

Description	Order No.
For quick and easy removal of wheel	30B057
Special heat resistant silicone ring for retention of the back flange to the spindle. Package of 10.	30B027
Quick nut 5/8"-11	30B020



## Carrying case

Description	Order No.
Sturdy steel carrying case with protective foam and ample room for accessories. For 6141, 6145, 6150, 6161, 6255, and 6260 grinders.	30B010



## Flanges for flush mounting wheels

Description	Order No.
Thick backing flange for a flush fit and minimal exposure of spindle beyond the clamping nut for WALTER grinders with: 5/8"-11 spindles	30B017
<b>Flush mounting set (includes special flange and clamping nut)</b>	
Complete set for a flush fit and minimal spindle exposure beyond the clamping nut, for other brands of grinders with: 5/8"-11 spindles	30B021
<b>ErgoFlex mounting set</b>	
5/8"-11 spindle	30B030



## Spacer washers

Description	Order No.
For grinders with: 5/8"-11 spindle	07Q001
For grinders with: M14×2.0 spindle	07Z005



## Pin keys

Description	Order No.
For clamping nuts	48Z148



## Side handles

Description	Order No.
4-1/2", 5" and 6", Quick-Step Big Buff and Line-Mate III	30B075
7" and 9"	48M401
Straight grinder 6145	48L555



## Anti-vibration handle

Description	Order No.
4-1/2", 5", 6" angle grinders	30B075
MAXI 7" and 9"	30B078



## Flexible shaft

Description	Order No.
For delicate finishing work with 6141 and 6145. 1/4" collet, 5 ft. long.	30B050



## Bench mount

Description	Order No.
For use with flexible shaft, for 6141 and 6145.	30B002



## Replacement collets

Size	Order No.
<b>For 6141 and 6145.</b>	
1/4"	30B046
1/8"	30B047
6 mm	30B048



## Special "Top-Up" lubricants

Description	Order No.
For models: 6145, 6150, 6161, 6170, 6190, 6255, 6260, 6265, 6268, 6330, 6350, 6352, 6360 and 6362.	48Z392



## Carbon brush Diamond brush seating stick

Order No.
48Z449



## Spouts



53L210\*



53L209\*



53L207\*



53L113\*

Description	Order No.
Spout for 5 L / 1.3 gal plastic pail	53L113
Spout for 20 L / 5.3 gal square plastic pail	53L207
Spout for 208 L plastic drum and 200 L / 55 gal metal drum, 2" NPT	53L209
Spout for 200 L metal drum, 3/4" NPT	53L210

## Accessories for air grinders

Description	Order No.
-------------	-----------

### Use these adaptors to convert accessories with 5/8"-11 arbors

To 3/8"-16 (male)	13D004
To 5/16"-24 (male)	13D005



### Use these extensions to mount accessories

With 3/8"-24 on spindles with 3/8"-24 thread	08B006
With 3/8"-24 on spindles with 7/16"-20 thread	08B005
With 5/8"-11 on spindles with 1/2"-13 thread	08B008



### Clamping nut for use with above extension 3/8"-24 thread, to mount grinding wheels

With 5/8" arbor	08B007
-----------------	--------



### Mounting flange to mount 4" type 27 grinding wheels on air grinders

with 3/8"-24 spindle	08B004
----------------------	--------



## Cutting guard

Size	Order No.
<b>Designed to make all cutting operations even safer.</b>	
3"	30B051
7"	30B065
9"	30B066



## Grinder Grip™ magnet

Strong magnet to fix your grinder to any ferrous metal surface.



Description	Order No.
<b>Compatible with DEWALT grinder models:</b> DWE402, DW831, DWE43066, DWE43113, DWE43114, DWE43840, DCG413B, D28065, D28402, and others	30G002
<b>Compatible with MAKITA grinder models:</b> 9005B, GA5020, 9558, GA5010, GA5043, GA6010, GA6020, 9566 and others	30G003
<b>Compatible with MILWAUKEE grinder models:</b> 6121, 6124, 6130, 2780, 6143, 6116, 6117, 6142, 2680, 2981, 2783 and others	30G004
<b>Compatible with HILTI grinder models:</b> AG500-A22, AG600-A36, AG450-7, AG500-12, AG500-7, AG500-11 and others	30G005

## WALTER industrial gloves

Made of 100% black goatskin leather, with neoprene inserts that reduce vibration. The thumb curve is made with Kevlar™.

Size	Order No.
Large	30B093
Extra-Large	30B095







## BIO-CIRCLE® POWERCLOTH™



- ▷ Ideal for streak free clean-ups
- ▷ Non-abrasive, won't scratch mirror finish, paint or clear coat

Description	Order No.	Std. Pkg.
Bag	57M001	10

## REFILLABLE TRIGGER SPRAYERS

Practical and sturdy, all bottles are clearly identified with product specific labels showing product features, hazard information and directions for use. High-quality, resistant trigger for longest life. Transparent bottle allows you to see product level. Can be refilled hundreds of times.



Description	Size		Order No.	Std. Pkg.
	Metric	US Gal		
UNO S F dilution	950 ml	32.1 oz	53L158	1
UNO S F	500 ml	16.9 oz	53L315	1
POWER CLEANER 100	500 ml	16.9 oz	53L309	1
SC 400	500 ml	16.9 oz	53L313	1
OMNI	500 ml	16.9 oz	53L314	1
UNO S	500 ml	16.9 oz	53L335	1
E-NOX SHINE	500 ml	16.9 oz	53L316	1
FT 100	500 ml	16.9 oz	53L323	1
FT 200	500 ml	16.9 oz	53L322	1
E-NOX CLEAN	500 ml	16.9 oz	53L337	1
PRO CLEAN	500 ml	16.9 oz	53L341	1
SLAP SHOT	500 ml	16.9 oz	53L311	1
HANG-ON	500 ml	16.9 oz	53L331	1
COOLCUT	500 ml	16.9 oz	53L330	1
BOLT-OUT	500 ml	16.9 oz	53L332	1
CB 100	500 ml	16.9 oz	53L342	1
CB 100 ALU	500 ml	16.9 oz	53L343	1

## INDUSTRIAL PUMP SPRAYERS

Rugged and convenient sprayers designed to effectively dispense a variety of BIO-CIRCLE® cleaners and lubricants.

The spray pattern can easily be adjusted from a pin pointjet for accurate product dispensing to a wide fan for fast surface coverage. Viton gaskets and corrosion-proofspring for optimal chemical resistance. These thick walled polyethylene bottles feature a wide neck for easy filling hundreds of times.



Description	Size		Order No.	Std. Pkg.	Std. Pkg.
	Metric	US Gal			
For SC 400, PRO CLEAN, CB 100, AF-PL, FT 100, FT 200, OMNI, ALL SEASON	900 ml	30 oz	53L120	1	1

ACCESSORIES	Order No.
Replacement Viton gasket set	53L100
Replacement swirl piece (without gaskets)	53L114

# BIO-CIRCLE® PARTS CLEANING SYSTEM ACCESSORIES

## Parts washing basket

- 9" dia x 8 1/4" high
- 1/4" holes

55B004



## Filter cartridge

- Reusable 350 micron 55B011
- Reusable 200 micron 55B038
- Reusable 100 micron 55B036
- Disposable 100 micron 55B012
- Disposable 200 micron 55B021



## BIO-CIRCLE® scraper

55B063



## Angled flow through brush

55B007



## Disposable filter bags for BIO-CIRCLE® machines

- 50 micron 55B041
- 100 micron 55B042
- 200 micron 55B043



## BIO-CIRCLE® Air Drying Gun

55B085



## Replacement flow-through brush

55B005



## Filter housing spanner

- For MAXI 55B035



# SPOUTS

**Tech tip!**  
When transferring flammable liquids, always ensure containers are grounded and follow normal safety rules.

Description	Order No.
Spout for 5 L / 1.3 gal plastic pail	53L113 *
Spout for 20 L / 5.3 gal square plastic pail	53L207 *
Spout for 20 L / 5.3 gal round metal pail and 200 L / 55 gal metal drum, (metal spout), 3/4" NPT	53L208 *
Spout for 208 L plastic drum and 200 L / 55 gal metal drum, 2" NPT	53L209
Spout for 200 L metal drum, 3/4" NPT	53L210 *

\* Allows to fill 500 ml trigger sprayer bottles or any other larger container directly.



5 L / 1.3 gal plastic pail



20 L / 5.3 gal square plastic pail



208 L / 55 gal plastic drum



200 L / 55 gal metal drum

## Metal drum pump

For use with lubricants or viscous liquids



Description	Order No.
Delivers 12 oz per stroke.	53L115

## Chrome plated drum pump

For use with aqueous or solvent based cleaners



Description	Order No.
Delivers 8 oz per stroke	53L116

## Hand pump

For effective fluid transfer



Description	Order No.
Use with BIO-CIRCLE®	55B051



# THE **WALTER** **VENDING** PROGRAM



OPTIMIZED **CHOICE**

---

OPTIMIZED **QUANTITIES**

---

OPTIMIZED **INVENTORY**

---

OPTIMIZED **SAVINGS**

---



# THE WALTER VENDING PROGRAM



The right tool at the click of a button.  
Get the convenience of

READY-TO-GO, PRE-PACKED UNITS  
ROUND-THE-CLOCK AVAILABILITY

**Get our vending program to work for you and benefit from:**

- ▷ Pre-packed products
- ▷ Convenient single-pack quantities
- ▷ Vast product choice
- ▷ Optimized inventory

See back cover for contact details

## WALTER PRODUCTS AVAILABLE

PACKS OF 5



### ZIPCUT™ TYPE 1

Order No.	Description	Std. Pkg.	Std. Ctn.
11T042V	4-1/2X3/64 ZIPCUT WHEELS	5	80
11T052V	5X3/64X7/8 ZIPCUT WHEEL	5	80
11T062V	6X3/64X7/8 ZIPCUT WHEEL	5	40



### ZIP TITAN™

Order No.	Description	Std. Pkg.	Std. Ctn.
11H042V	4-1/2X3/64 ZIP TITAN WHEELS	5	80
11H052V	5X3/64 ZIP TITAN WHEELS	5	80
11H062V	6X3/64 ZIP TITAN WHEELS	5	40



### ZIPCUT™ TYPE 27

Order No.	Description	Std. Pkg.	Std. Ctn.
11T142V	4-1/2X3/64 ZIPCUT TYPE 27	5	80
11T152V	5X3/64X7/8 ZIPCUT TYPE 27	5	80
11T162V	6X3/64X7/8 ZIPCUT TYPE 27	5	80

PACKS OF 5



**ZIP+ XTRA™ TYPE 1**

Order No.	Description	Std. Pkg.	Std. Ctn.
11T242V	4-1/2 x 1/16 ZIP + WHEEL	5	80
11T252V	5 X 1/16 ZIP + WHEEL	5	80
11T262V	6 X 1/16 ZIP + WHEEL	5	40



**ZIP STAINLESS™ TYPE 1**

Order No.	Description	Std. Pkg.	Std. Ctn.
11F042V	4-1/2X3/64 ZIP STAINLESS	5	80
11F052V	5"X3/64 ZIP STAINLESS	5	80
11F062V	6"X3/64 ZIP STAINLESS	5	40



**ZIP+ XTRA™ TYPE 27**

Order No.	Description	Std. Pkg.	Std. Ctn.
11T453V	4-1/2 X 1/16 ZIP+ TYPE 27	5	80
11T503V	5 X 1/16 ZIP+ WHEELS TYPE 27	5	80
11T603V	6 X 1/16 ZIP+ TYPE 27	5	40



**ZIP STAINLESS™ TYPE 27**

Order No.	Description	Std. Pkg.	Std. Ctn.
11F142V	4-1/2X3/64 ZIP ST TYPE 27	5	80
11F152V	5X3/64 ZIP STAINLESS TYPE 27	5	80
11F162V	6X3/64 ZIP STAINLESS TYPE 27	5	40



**TOUGH CUT™**

Order No.	Description	Std. Pkg.	Std. Ctn.
11R042V	4-1/2X3/32 A30 TOUGH CUT	5	40
11R052V	5X3/32X7/8 A30 TOUGH CUT	5	40
11R062V	6X3/32X7/8 A30 TOUGH CUT	5	20



**ZIP ALU™ TYPE 1**

Order No.	Description	Std. Pkg.	Std. Ctn.
11U042V	4-1/2X3/64 ZIP ALU WHEEL	5	80
11U052V	5X3/64 ZIP ALU WHEEL	5	80
11U062V	6 X 3/64 ZIP ALU WHEEL	5	40



**ZIP ONE™ TYPE 1**

Order No.	Description	Std. Pkg.	Std. Ctn.
11T542V	4-1/2x1/32 ZIP ONE WHEEL	5	80
11T552V	5"x 1/32" ZIP ONE WHEEL	5	80



**ZIP ALU™ TYPE 27**

Order No.	Description	Std. Pkg.	Std. Ctn.
11U142V	4-1/2X3/64 ZIP ALU TYPE 27	5	80
11U152V	5X3/64 ZIP ALU TYPE 27	5	80
11U162V	6 X 3/64 ZIP ALU TYPE 27	5	40



**ZIP ONE™ TYPE 27**

Order No.	Description	Std. Pkg.	Std. Ctn.
11T642V	4-1/2x1/32 ZIP ONE TYPE 27	5	80
11T652V	5"x 1/32" ZIP ONE TYPE 27	5	80
11T662V	6"x 1/32" ZIP ONE TYPE 27	5	40



**ZIP ALU™ TYPE 1**

Order No.	Description	Std. Pkg.	Std. Ctn.
11U303V	3X1/32X3/8 ALU C/O WHEEL	5	40



# THE WALTER VENDING PROGRAM

PACKS OF 5

WALTER VENDING PROGRAM



## COMBO ZIP™

Order No.	Description	Std. Pkg.	Std. Ctn.
11T842V	4-1/2X5/64 COMBO ZIP	5	80
11T852V	5X5/64 COMBO ZIP	5	80
11T862V	6X5/64 COMBO ZIP	5	40



## ZIP™ 2" TYPE 1

Order No.	Description	Std. Pkg.	Std. Ctn.
11L202V	2X1/32X1/4 ZIP CUT-OFF WHEELS	5	40
11L203V	2X1/32X3/8 ZIP CUT-OFF WHEELS	5	40
11L211V	2X1/16X5/16 ZIP CUT-OFF WHEELS	5	40
11L212V	2X1/16X1/4 ZIP CUT-OFF WHEELS	5	40
11L213V	2X1/16X3/8 ZIP C/O WHEEL	5	40
11L221V	2X1/8X5/16 ZIP CUT-OFF WHEELS	5	40
11L223V	2X1/8X3/8 ZIP C/O WHEEL	5	40
11L231V	2X1/4X5/16 ZIP GR WHEELS	5	40
11L233V	2X1/4X3/8 ZIP C/O WHEEL	5	40
11L251V	2X1/2X5/16 ZIP GR WHEELS	5	40
11L253V	2X1/2X3/8 ZIP C/O WHEEL	5	40



## ZIP™ 2 1/2" TYPE 1

Order No.	Description	Std. Pkg.	Std. Ctn.
11L262V	2.5X1/16X1/4 ZIP CUT-OFF WHEEL	5	40
11L263V	2.5X1/32X3/8 ZIP CUT-OFF WHEEL	5	40



## ZIP™ 3" TYPE 1

Order No.	Description	Std. Pkg.	Std. Ctn.
11L302V	3X1/32X1/4 ZIP C/O WHEELS	5	40
11L303V	3X1/32X3/8 ZIP C/O WHEELS	5	40
11L308V	3X1/32X3/8 TYPE 27	5	40
11L312V	3X1/16X1/4 ZIP C/O WHEELS	5	40
11L313V	3X1/16X3/8 ZIP CUT-OFF WHEELS	5	40
11L316V	3X1/16X1/4 ZIP C/O WHEELS	5	40
11L317V	3X1/16X3/8 ZIP C/O WHEELS	5	40
11L322V	3X1/8X1/4 ZIP C/O WHEELS	5	40
11L323V	3X1/8X3/8 ZIP CUT-OFF WHEELS	5	40
11L333V	3X1/4X3/8 ZIP GR WHEELS	5	20
11L353V	3X1/2X3/8 ZIP GR WHEELS	5	20

## ZIP™ 4" TYPE 1


Order No.	Description	Std. Pkg.	Std. Ctn.
11L402V	4X1/32X1/4 ZIP C/O WHEELS	5	40
11L403V	4X1/32X3/8 ZIP C/O WHEELS	5	40
11L405V	4X1/32X5/8 ZIP C/O WHEELS	5	40
11L406V	4X1/32X1/4 ZIP C/O WHEELS	5	40
11L408V	4X1/32X3/8 ZIP C/O WHEELS	5	40
11L412V	4X1/16X1/4 ZIP C/O WHEELS	5	40
11L413V	4X1/16X3/8 ZIP C/O WHEELS	5	40
11L415V	4X1/16X5/8 ZIP C/O WHEELS	5	40
11L417V	4X1/16X3/8 ZIP C/O WHEELS	5	40

PACKS OF 5



**COOLCUT XX™**

Order No.	Description	Std. Pkg.	Std. Ctn.
15X452V	4-1/2 GR24 COOLCUT XX DISCS	5	50
15X453V	4-1/2 GR36 COOLCUT XX DISCS	5	50
15X455V	4-1/2 GR50 COOLCUT XX	5	50
15X456V	4-1/2 GR60 COOLCUT XX DISCS	5	50
15X458V	4-1/2 GR80 COOLCUT XX DISCS	5	50
15X460V	4-1/2 GR100 COOLCUT XX	5	50
15X462V	4-1/2 GR120 COOLCUT XX DISCS	5	50
15X473V	4.5"GR36 COOLCUT XX/Q. CHANGE	5	50
15X475V	4.5"GR50 COOLCUT XX/Q. CHANGE	5	50
15X476V	4.5"GR60 COOLCUT XX/Q. CHANGE	5	50
15X478V	4.5"GR80 COOLCUT XX/Q. CHANGE	5	50
15X482V	4.5"GR120 COOLCUT XX/Q. CHANGE	5	50
15X502V	5" GR24 COOLCUT XX DISCS	5	50
15X503V	5" GR36 COOLCUT XX DISCS	5	50
15X505V	5" GR50 COOLCUT XX	5	50
15X506V	5" GR60 COOLCUT XX DISCS	5	50
15X508V	5" GR80 COOLCUT XX DISCS	5	50
15X510V	5" GR100 COOLCUT XX	5	50
15X512V	5" GR120 COOLCUT XX DISCS	5	50
15X523V	5" GR36 COOLCUT XX/Q. CHANGE	5	50
15X525V	5" GR50 COOLCUT XX/Q. CHANGE	5	50
15X526V	5" GR60 COOLCUT XX/Q. CHANGE	5	50
15X528V	5" GR80 COOLCUT XX/Q. CHANGE	5	50
15X532V	5" GR120 COOLCUT XX/Q. CHANGE	5	50
15X602V	6" GR24 COOLCUT XX DISCS	5	50
15X603V	6" GR36 COOLCUT XX DISCS	5	50
15X605V	6" GR50 COOLCUT XX DISCS	5	50
15X606V	6" GR60 COOLCUT XX DISCS	5	50
15X608V	6" GR80 COOLCUT XX DISCS	5	50
15X610V	6" GR100 COOLCUT XX DISCS	5	50
15X612V	6" GR120 COOLCUT XX DISCS	5	50
15X622V	6" GR24 COOLCUT XX/Q. CHANGE	5	50
15X623V	6" GR36 COOLCUT XX/Q. CHANGE	5	50
15X625V	6" GR50 COOLCUT XX/Q. CHANGE	5	50
15X626V	6" GR60 COOLCUT XX/Q. CHANGE	5	50
15X628V	6" GR80 COOLCUT XX/Q. CHANGE	5	50
15X630V	6" GR100 COOLCUT XX/Q. CHANGE	5	50
15X632V	6" GR120 COOLCUT XX/Q. CHANGE	5	50



**XTRACUT™**

Order No.	Description	Std. Pkg.	Std. Ctn.
15A453V	4.5" GR36 SANDING DISCS	5	50
15A456V	4.5" GR60 SANDING DISCS	5	50
15A458V	4.5" GR80 SANDING DISCS	5	50
15A503V	5" GR36 SANDING DISCS	5	50
15A506V	5" GR60 SANDING DISCS	5	50
15A508V	5" GR80 SANDING DISCS	5	50
15A603V	6" GR36 SANDING DISCS	5	50
15A606V	6" GR60 SANDING DISCS	5	50
15A608V	6" GR80 SANDING DISCS	5	50
15A703V	7" GR36 SANDING DISCS	5	50
15A706V	7" GR60 SANDING DISCS	5	50
15A708V	7" GR80 SANDING DISCS	5	50



**TOPCUT™**

Order No.	Description	Std. Pkg.	Std. Ctn.
15P452V	4-1/2" GR24 TOPCUT DISCS	5	50
15P453V	4-1/2" GR36 TOPCUT DISCS	5	50
15P456V	4-1/2" GR60 TOPCUT DISCS	5	50
15P458V	4-1/2" GR80 TOPCUT DISCS	5	50
15P502V	5" GR24 TOPCUT SAND DISCS	5	50
15P503V	5" GR36 TOPCUT SAND DISCS	5	50
15P506V	5" GR60 TOPCUT SAND DISCS	5	50
15P508V	5" GR80 TOPCUT SAND DISCS	5	50



# THE WALTER VENDING PROGRAM



## COOLCUT™

Order No.	Description	Std. Pkg.	Std. Ctn.
15C452V	4-1/2 GR24 COOLCUT DISCS	5	50
15C453V	4-1/2 GR36 COOLCUT DISCS	5	50
15C454V	4-1/2 GR40 COOLCUT DISCS	5	50
15C455V	4-1/2 GR50 COOLCUT DISCS	5	50
15C456V	4-1/2 GR60 COOLCUT DISCS	5	50
15C458V	4-1/2 GR80 COOLCUT DISCS	5	50
15C460V	4-1/2 GR100 COOLCUT DISCS	5	50
15C462V	4-1/2 GR120 COOLCUT DISCS	5	50
15C502V	5" GR24 COOLCUT SAND DISCS	5	50
15C503V	5" GR36 COOLCUT SAND DISCS	5	50
15C504V	5" GR40 COOLCUT SAND DISCS	5	50
15C505V	5" GR50 COOLCUT SAND DISCS	5	50
15C506V	5" GR60 COOLCUT SAND DISCS	5	50
15C508V	5" GR80 COOLCUT SAND DISCS	5	50
15C510V	5" GR100 COOLCUT SAND DISCS	5	50
15C512V	5" GR120 COOLCUT SAND DISCS	5	50




## QUICK-STEP XX™

Order No.	Description	Std. Pkg.	Std. Ctn.
15V412V	4-1/2 GR120 QUICK STEP XX DISCS	5	50
15V418V	4-1/2 GR180 QUICK STEP XX DISCS	5	50
15V424V	4-1/2 GR240 QUICK STEP XX DISCS	5	50
15V512V	5" GR120 QUICK STEP XX DISCS	5	50
15V518V	5" GR180 QUICK STEP XX DISCS	5	50
15V524V	5" GR240 QUICK STEP XX DISCS	5	50
15V612V	6" GR120 QUICK STEP XX DISCS	5	50
15V618V	6" GR180 QUICK STEP XX DISCS	5	50
15V624V	6" GR240 QUICK STEP XX DISCS	5	50




## TWIST FLAP DISCS™

Order No.	Description	Std. Pkg.	Std. Ctn.
04A254V	2-1/2" FLAP DISC - GR40	2	80
04A256V	2-1/2" FLAP DISC - GR60	2	80
04A258V	2-1/2" FLAP DISC - GR80	2	80
04A262V	2-1/2" FLAP DISC - GR120	2	80



## TWIST™ COOLCUT SANDING DISCS

Order No.	Description	Std. Pkg.	Std. Ctn.
04C203V	2" TWIST COOLCUT XX - GR 36	10	100
04C205V	2" TWIST COOLCUT XX - GR 50	10	100
04C206V	2" TWIST COOLCUT XX - GR 60	10	100
04C208V	2" TWIST COOLCUT XX - GR 80	10	100
04C212V	2" TWIST COOLCUT XX - GR 120	10	100
04C303V	3" TWIST COOLCUT XX - GR 36	10	100
04C305V	3" TWIST COOLCUT XX - GR 50	10	100
04C306V	3" TWIST COOLCUT XX - GR 60	10	100
04C308V	3" TWIST COOLCUT XX - GR 80	10	100
04C312V	3" TWIST COOLCUT XX - GR 120	10	100



## TWIST™ TOPCUT SANDING DISCS

Order No.	Description	Std. Pkg.	Std. Ctn.
04D203V	2" TOPCUT DISC - GR 36	10	400
04D205V	2" TOPCUT DISC - GR 50	10	400
04D206V	2" TOPCUT DISC - GR 60	10	400
04D208V	2" TOPCUT DISC - GR 80	10	400
04D210V	2" TOPCUT DISC - GR 100	10	400
04D212V	2" TOPCUT DISC - GR 120	10	400
04D303V	3" TOPCUT DISC - GR 36	10	200
04D305V	3" TOPCUT DISC - GR 50	10	200
04D306V	3" TOPCUT DISC - GR 60	10	200
04D308V	3" TOPCUT DISC - GR 80	10	200
04D310V	3" TOPCUT DISC - GR 100	10	200
04D312V	3" TOPCUT DISC - GR 120	10	200




PACKS OF 5



**TWIST™ BLENDEX CONDITIONING DISCS**

Order No.	Description	Std. Pkg.	Std. Ctn.
04G202V	2" BLENDEX TWIST - COARSE	5	200
04G203V	2" BLENDEX TWIST - MED	5	200
04G204V	2" BLENDEX TWIST - FINE	5	200
04G205V	2" BLENDEX TWIST - S. FINE	5	200
04G302V	3" BLENDEX TWIST - COARSE	5	200
04G303V	3" BLENDEX TWIST - MED	5	200
04G304V	3" BLENDEX TWIST - FINE	5	200
04G305V	3" BLENDEX TWIST - S. FINE	5	100



**TWIST™ BLENDEX U DISCS**

Order No.	Description	Std. Pkg.	Std. Ctn.
04U321V	3" BLENDEX U TWIST-2SF	2	20
04U322V	3" BLENDEX U TWIST-6SF	2	20
04U323V	3" BLENDEX U TWIST-6AM	2	20



**FX™ SURFACE CLEANING DISCS**

Order No.	Description	Std. Pkg.	Std. Ctn.
04L200V	2" FX DISC	2	80
04L300V	3" FX DISC	2	40



**TWIST™ FELT DISCS**

Order No.	Description	Std. Pkg.	Std. Ctn.
04T204V	2" TWIST FELT DISC	5	200
04T304V	3" TWIST FELT DISC	5	100

PACKS OF 6  
PACKS OF 3 FOR  
LARGER SIZES



**SST™ 118° JOBBERS  
LENGTH FRACTIONAL  
SINGLE PACKS SOLD IN BOXES**

Order No.	Description	Std. Pkg.	Std. Ctn.
01A004A	1/16 SST JOBBER QCK SHANK	6	240
01A005A	5/64 SST JOBBER QCK SHANK	6	240
01A006A	3/32 SST JOBBER QCK SHANK	6	240
01A007A	7/64 SST JOBBER QCK SHANK	6	240
01A008A	1/8 SST JOBBER QCK SHANK	6	240
01A009A	9/64 SST JOBBER QCK SHANK	6	240
01A010A	5/32 SST JOBBER QCK SHANK	6	240
01A011A	11/64 SST JOBBER QCK SHANK	6	240
01A012A	3/16 SST JOBBER QCK SHANK	6	240
01A013A	13/64 SST JOBBER QCK SHANK	6	240
01A014A	7/32 SST JOBBER QCK SHANK	6	240
01A015A	15/64 SST JOBBER QCK SHANK	6	240
01A016A	1/4 SST JOBBER QCK SHANK	6	240
01A017A	17/64 SST JOBBER QCK SHANK	6	240
01A018A	9/32 SST JOBBER QCK SHANK	6	240
01A019A	19/64 SST JOBBER QCK SHANK	6	240
01A020A	5/16 SST JOBBER QCK SHANK	6	240
01A021A	21/64 SST JOBBER QCK SHANK	6	240
01A022A	11/32 SST JOBBER QCK SHANK	6	240
01A023A	23/64 SST JOBBER QCK SHANK	6	240
01A024A	3/8 SST JOBBER QCK SHANK	3	240
01A025A	25/64 SST JOBBER QCK SHANK	3	240
01A026A	13/32 SST JOBBER QCK SHANK	3	240
01A027A	27/64 SST JOBBER QCK SHANK	3	240
01A028A	7/16 SST JOBBER QCK SHANK	3	240
01A029A	29/64 SST JOBBER QCK SHANK	3	240
01A030A	15/32 SST JOBBER QCK SHANK	3	240
01A031A	31/64 SST JOBBER QCK SHANK	3	240
01A032A	1/2 SST JOBBER QCK SHANK	3	240

**DRILLCO 350N AND 400N SERIES  
NOW AVAILABLE IN BLISTER PACKS**

See pages 252 and 288 for assortments



# CUTTING TOOL SOLUTIONS

DRILLS

TAPS

DIES

CARBIDE BURRS

ANNULAR CUTTERS

TCT HOLE CUTTERS

MAGNETIC DRILLS

REAMERS

END MILLS

COUNTERSINKS

CUTTING FLUIDS  
AND LUBRICANTS



# CUTTING TOOL SOLUTIONS

## TABLE OF CONTENTS

Products	Page	Products	Page
<b>01 DRILLS</b>	<b>223</b>	<b>02 TAPS</b>	<b>359</b>
<b>JOBBER LENGTH DRILLS - GENERAL PURPOSE</b>		<b>GENERAL PURPOSE TAPS</b>	
JOBBER LENGTH DRILLS	235	HAND TAPS	365
LEFT HAND JOBBER LENGTH DRILLS	246	POWER TAPS	375
<b>JOBBER LENGTH DRILLS - HEAVY-DUTY</b>		SPIRAL POINT TAPS	376
JOBBER LENGTH DRILLS	248	OVERSIZE SPIRAL POINT TAPS	378
3/8" REDUCED SHANK DRILLS	279	OVERSIZE HAND TAPS	378
JOBBER DRILLS SETS	281	<b>PRODUCTION TAPS</b>	
<b>MECHANICS LENGTH DRILLS</b>	288	ANSI PRODUCTION TAPS	379
<b>SCREW MACHINE LENGTH DRILLS</b>		DIN/ANSI PRODUCTION TAPS	381
SCREW MACHINE LENGTH DRILLS	291	THREAD FORMERS	383
LEFT HAND SCREW MACHINE LENGTH	302	MULTIAPPLICATION SPIRAL POINT TAPS	384
<b>DOUBLE-ENDED DRILLS</b>	303	MULTIAPPLICATION SPIRAL FLUTE TAPS	385
<b>S&amp;D DRILLS</b>		THREAD FORMING TAPS	386
1/2" SHANK DRILLS	305	<b>PIPE TAPS</b>	
REDUCED SHANK DRILLS	309	TAPER PIPE (NPT)	387
<b>TAPER LENGTH DRILLS</b>	316	PIPE TAPS, INTERRUPTED THREAD & NPS	389
<b>AIRCRAFT EXTENSION DRILLS</b>		<b>SPECIAL PURPOSES TAPS</b>	
6" AIRCRAFT EXTENSION DRILLS	317	LEFT HAND TAPS	390
12" AIRCRAFT EXTENSION DRILLS	319	8-PITCH HAND	391
<b>EXTRA LENGTH DRILLS</b>		HAND TAPS, SCREW THREAD INSERT (STI)	392
8" EXTRA LENGTH DRILLS	323	HAND TAPS, PULLEY STYLE	392
12" EXTRA LENGTH DRILLS	323	HAND TAPS, 6" EXTENSION	392
18" EXTRA LENGTH DRILLS	324	COMBINED TAP AND DRILL	393
<b>TAPER SHANK DRILLS</b>	325	POWER TAPS AND DRILL BIT SETS	393
<b>HEX SHANK DRILLS</b>	327	TAP SETS / TAP & DRILL SETS	394
<b>CARBIDE DRILLS</b>		TAP WRENCHES	395
JOBBER LENGTH DRILLS	328	<b>03 DIES</b>	<b>401</b>
STRAIGHT FLUTE DRILLS	331	<b>THREADING DIES</b>	
SCREW MACHINE LENGTH DRILLS	333	ADJUSTABLE ROUND SPLIT DIES	403
3-FLUTE DRILLS	335	HEXAGON DIES	405
SPADE DRILLS	336	TAP & DIE SETS	407
<b>MASONRY DRILLS</b>		<b>04 CARBIDE BURRS</b>	<b>409</b>
MASONRY DRILLS	337	<b>SINGLE &amp; DOUBLE CUT BURRS</b>	411
GLASS & TILE DRILLS	338	<b>HEAVY-DUTY SINGLE &amp; DOUBLE CUT BURRS</b>	416
SDS PLUS & SDS MAX MASONRY DRILLS	339	<b>ALUMINIUM/NON-FERROUS CUT BURRS</b>	418
REBAR CUTTERS	341	<b>HEAVY-DUTY ALUMINIUM/NON-FERROUS CUT BURRS</b>	419
HAMMER DRILL TOOLS	342	<b>BURR SETS AND DISPLAY</b>	420
<b>STEP DRILLS</b>	344	<b>POINT GRINDER</b>	421
<b>WOOD DRILLS</b>	346	<b>05 ANNULAR CUTTERS</b>	<b>425</b>
<b>COMBINED DRILL &amp; COUNTERSINK</b>	347	<b>HIGH SPEED STEEL</b>	
<b>PILOT FOR HOLESAWS</b>	348	HIGH SPEED STEEL	428
<b>SCREW EXTRACTORS</b>	349	COATED HIGH SPEED STEEL	431
<b>DRILL ACCESSORIES</b>		<b>COBALT ANNULAR CUTTERS</b>	432
HARDENED DRILL SLEEVE	350		
DRILL DRIFTS & GAUGES	350		
DRILL GAUGES	350		
<b>DISPLAYS, DISPENSERS, INDEXES</b>	351		



Products	Page
<b>CARBIDE TIPPED ANNULAR CUTTERS</b>	433
<b>ACCESSORIES</b>	
PILOT PINS	435
ADAPTERS	436
<b>06 TCT HOLE CUTTERS</b>	<b>441</b>
<b>TCT HOLE CUTTERS</b>	442
<b>07 MAGNETIC DRILLS</b>	<b>445</b>
<b>ICECUT FAMILY</b>	
ICECUT MINI™	448
ICECUT 100™	449
ICECUT 200™	450
ICECUT 200PM™	450
ICECUT 250 AUTO™	451
ICECUT 250™ AND ICECUT 250PT™	452
ICECUT 300™ and ICECUT 400™	454
ICECUT™ SYSTEMS	456
<b>08 REAMERS</b>	<b>457</b>
<b>MULTI-STEPS REAMERS</b>	459
<b>BRIDGE REAMERS</b>	459
<b>CAR REAMERS</b>	460
<b>CONSTRUCTION REAMERS</b>	461
<b>ALIGNMENT REAMERS</b>	465
<b>CHUCKING REAMERS</b>	466
<b>HAND REAMERS</b>	467
<b>TAPER PIN REAMERS</b>	468
<b>09 END MILLS</b>	<b>469</b>
<b>HEAVY-DUTY END MILLS</b>	
2 & 4-FLUTE FINISHING END MILLS	471
BALL NOSE END MILLS	472
<b>GENERAL PUPOSE END MILLS</b>	
2-FLUTE FINISHING END MILLS	473
MULTI-FLUTE FINISHING END MILLS	475
BALL NOSE END MILLS	478
2-FLUTE FINISHING END MILLS	479
MULTI-FLUTE FINISHING END MILLS	480
BALL NOSE END MILLS	481
ROUGHING END MILLS	482

Products	Page
<b>10 COUNTERSINKS</b>	<b>483</b>
<b>GENERAL PUPOSE COUNTERSINKS</b>	
SINGLE FLUTE	485
3-FLUTE	485
4-FLUTE	486
6-FLUTE	486
FLUTELESS	486
<b>HEAVY-DUTY COUNTERSINKS</b>	
4-FLUTE	487
COUNTERSINK SET	488
<b>11 CUTTING FLUIDS AND LUBRICANTS</b>	<b>489</b>
<b>HIGH PERFORMANCE CUTTING FLUIDS</b>	
COOLCUT™	492
STAINLESSCUT™	493
ALUCUT™	493
TAPCUT™	494
ICECUT™	494
<b>CNC CUTTING AND GRINDING FLUIDS / WATER MISCIBLE COOLANTS</b>	
COOLCUT™ 150	496
COOLCUT™ 250	497
COOLCUT™ 20 BF	497
COOLCUT™ 400 U	498
COOLCUT™ S-30	499
COOLCUT™ S-50	499
COOLCUT™ SYN 400 BF	500
COOLCUT™ SYN GRIND	500
<b>NEAT CUTTING OILS</b>	
COOLCUT™	501
COOLCUT™ NEO AP	502
COOLCUT™ NEO 3724 N	502
COOLCUT™ SYN NEO HP	503
<b>SLIDEWAY OIL</b>	
COOLCUT™ PROTEC	503
<b>ACCESSORIES</b>	
COOLCUT™ CUTTING FLUIDS PROPORTIONING SYSTEM	504
SB 30 SYSTEM BOOSTER	504
COOLCUT™ SYSTEM CLEANER	504

# SAFETY FIRST

## Tips on the Safest and Most Effective Use of Cutting Tools\*



- ▷ Disconnect the power tool prior to changing cutting tools.
- ▷ Keep cutting tools sharp and clean to prevent injuries and for best performance.
- ▷ Inspect the cutting tool for any sign of damage. Do not use if damaged.
- ▷ Mounting: Use only approved mounting hardware for the cutting tools. The chuck must center the cutting tool securely and provide the required support.
- ▷ Use mounting straps or a permanent magnet design when using a magnetic drill vertically. This prevents it from falling during power interruptions.
- ▷ When possible, drilling guards should be used to protect the operator.
- ▷ Always wear eye protection. Wear head, hand, ear and dust inhalation protection as needed.
- ▷ Practice safe working methods: always secure the workpiece being drilled to prevent movement, hold the tool firmly, avoid cluttered and badly lit work areas.
- ▷ Ensure adequate protection of other workers in the vicinity.
- ▷ Do not use cutting tools over their rated capacity, follow manufacturer's instructions.
- ▷ Service power tools regularly and according to manufacturer's instructions to keep them in good working condition and maintain their performance. Do not use if damaged.

## *Safest and Most Effective Work Methods*

### Pro Tips: Maximize Drilling Efficiency

#### Select the proper feed rate.

It will impact the rate of material removal, power requirements, and surface finish.

$$\text{SFM} = \text{D} \times \text{RPM} \times .262$$

SFM = Surface Feet per Minute  
D = Drill Diameter

#### Use the correct RPM speed

it has the greatest influence on performance.

$$\text{RPM} = \frac{\text{SFM} \times 3.82}{\text{D}}$$

#### Reduce friction, prevent tool wear and breakage

by using cutting lubricants. Increase up to 5 times the life of your tools with COOLCUT™ Cutting Lubricants

#### Remember this rule:

Small diameter bits =  
**High speed, low feed**

Large diameter bits =  
**Low speed, high feed**

## Safety Seminar

\* WALTER offers free in-plant safety seminars to promote the safe use of cutting tools. Reserve your safety seminar today by calling: **1-866-592-5837**. For more information, visit [walter.com/safety](http://walter.com/safety)



# 01

## DRILLS



# QUICK PAGES REFERENCES

## GENERAL PURPOSE JOBBER LENGTH DRILLS



### Jobber Drills High Speed Steel

<b>Black Oxide</b> For low to medium tensile strength materials		
Type	Series	Catalog page reference
118° Conventional Point	200A	235
	240A	236
	280A	237



### Jobber Drills High Speed Steel

<b>Bright Finish</b> For aluminum and other non-ferrous materials		
Type	Series	Catalog page reference
118° Conventional Point	200B	235
	240B	236
	280B	238



### Jobber Drills High Speed Steel

<b>Black Oxide</b> For low to medium tensile strength materials		
Type	Series	Catalog page reference
118° Conventional Point	100SE, 180SE	239



### Jobber Drills High Speed Steel

<b>Black Oxide</b> For low to medium tensile strength materials		
Type	Series	Catalog page reference
118° Conventional Point	T1B, BP1B, T2B, T3B	240, 241



### Jobber Drills High Speed Steel

<b>Bright Finish</b> For aluminum and other non-ferrous materials		
Type	Series	Catalog page reference
118° Conventional Point	T1, BP1, T2, T3, MM1	242, 243, 244
3/8" Reduced Shank	T8, BP8	244



### Left Hand Jobber Length Drills High Speed Steel

<b>Bright Finish</b> For removal of broken screws and bolts		
Type	Series	Catalog page reference
118° Conventional Point	200LH	247



### Left Hand Jobber Length Drills High Speed Steel

<b>Bright Finish</b> For removal of broken screws and bolts		
Type	Series	Catalog page reference
118° Conventional Point	T1L	246



## HEAVY-DUTY JOBBER LENGTH DRILLS



### Jobber Drills High Speed Steel

<b>Black Oxide</b> For better performance on low to medium tensile strength materials		
Type	Series	Catalog page reference
135° Split Point	400A, 440A	248
	480A	249



### Jobber Drills High Speed Steel

<b>Black Oxide</b> Heavy-duty construction affords efficient portable drilling in medium strength alloy materials		
Type	Series	Catalog page reference
135° Split Point	T1D, T2D, T3D	250, 251



### Jobber Drills High Speed Steel

**NITRO**

<b>Black &amp; Gold Finish</b> Exceptional performance in most materials		
Type	Series	Catalog page reference
135° Split Point	400N	252
	440N, 480N	253



**Jobber Drills** **NITRO+**  
High Speed Steel

**Black & Gold Finish**  
Exceptional performance in most materials  
Includes 3-flat shank

Type	Series	Catalog page reference
135° Split Point	410N, 450N, 490N	254, 255



**Jobber Drills**  
High Speed Steel

**Black & Gold Finish**  
Heavy-duty construction affords efficient portable drilling in medium strength alloy materials

Type	Series	Catalog page reference
135° Split Point	400E	256
	480E, 800	257, 258



**Jobber Drills** **THUNDERBIT®**  
High Speed Steel

**Black & Gold Finish**  
Heavy-duty core guarantees increased strength and better resistance to breakage

Type	Series	Catalog page reference
135° Split Point	T1HD, T2HD, T3HD, MM1HD, BP1HD	259, 260



**Jobber Drills** **THUNDERBIT®**  
High Speed Steel

**Black & Gold Finish**  
Heavy-duty core guarantees increased strength and better resistance to breakage, with a 3-flat shank

Type	Series	Catalog page reference
135° Split Point 3-Flat Shank	T1HD+, T2HD+, T3HD+, MM1HD+, BP1HD+	261, 262



**Jobber Drills** **MRO**  
High Speed Steel

**Black & Gold finish**  
Heavy-duty construction affords efficient portable drilling in medium strength alloy materials

Type	Series	Catalog page reference
135° Split Point	T101D, T102D, T103D	263, 264



**Jobber Drills**  
High Speed Steel

**Black & Gold Finish**  
Ideal for both handheld and CNC Operations

Type	Series	Catalog page reference
140° Split Point 3-Flat shank	400F	265



**Jobber Drills** **THUNDERBIT®**  
High Speed Steel

**TiN Coating**  
Combines a super hard TiN coating with the heavy-duty THUNDERBIT core to guarantee increased strength and longer tool life

Type	Series	Catalog page reference
135° Split Point	T1HDG	266



**Jobber Drills**  
High Speed Steel

**TiN Coating**  
A super hard TiN coating to guarantee increased lubricity and longer tool life

Type	Series	Catalog page reference
135° Split Point	450T	267, 268



**Jobber Drills**  
Cobalt

**Bronze Finish**  
For handheld tools in mild steel

Type	Series	Catalog page reference
118° Split Point SST™	01A	269



**Jobber Drills**  
Cobalt

**Bronze Finish**  
For tough materials such as stainless steel, titanium high temperature and high strength alloys

Type	Series	Catalog page reference
135° Split Point	500, 540, 580	270, 271
	500E, 580E	272



**Jobber Drills** **THUNDERBIT®**  
Cobalt

**Bronze Finish**  
Heavy-duty THUNDERBIT core and cobalt base material for high performance drilling in tough materials

Type	Series	Catalog page reference
135° Split Point	T1HDC	273



**Jobber Drills**  
Cobalt

**Bronze Finish**  
For tough materials such as stainless steel, titanium high temperature and high strength alloys

Type	Series	Catalog page reference
135° Split Point	T1C, BP1C, T2C, T3C	274, 275



# QUICK PAGES REFERENCES

## HEAVY-DUTY JOBBER LENGTH DRILLS



### Jobber Drills

Cobalt

#### Bronze Finish

Stainless steel, titanium, high tensile steels and other hard materials

Type	Series	Catalog page reference
135° Split Point SST, SST+	01A, 01B, 01C, 01D	276, 277 278



### Jobber Drills

High Speed Steel

#### Black & Gold Finish

Exceptional performance in most materials

Type	Series	Catalog page reference
135° Split Point 3/8" Reduced Shank	1035N	279



### Jobber Drills



High Speed Steel

#### Black & Gold Finish

Heavy-duty core guarantees increased strength and better resistance to breakage

Type	Series	Catalog page reference
135° Split Point 3/8" Reduced Shank	T8HD, BP8HD	280



## MECHANICS LENGTH DRILLS



### Mechanics Length



High Speed Steel

#### Black & Gold Finish

Exceptional performance in most materials

Type	Series	Catalog page reference
135° Split Point with 3 Flats	350N	288



### Mechanics Length

High Speed Steel

#### Black & Gold Oxide

Mechanics length drills are shorter for increased rigidity and strength especially in handheld drilling operations

Type	Series	Catalog page reference
135° Split Point	T1M, BP1M	289



### Reduced Shank Mechanics Length

High Speed Steel



#### Black & Gold Finish

Mechanics length drills are shorter for increased rigidity and strength especially in handheld drilling operations

Type	Series	Catalog page reference
135° Split Point	1045N	290



## SCREW MACHINE LENGTH DRILLS



### Screw Machine

High Speed Steel

#### Black Oxide

For better performance on low to medium tensile strength materials

Type	Series	Catalog page reference
135° Split Point Straight Shank	300A	291
	340A, 300E	292
	380A, 300E	293



### Screw Machine

High Speed Steel

#### Black Oxide

Screw machine drills are shorter for increased rigidity and strength

Type	Series	Catalog page reference
135° Split Point	T4, T5	294
Black & Gold Finish	T4HD	296



### Screw Machine



High Speed Steel

#### Black & Gold Finish

Screw machine drills are shorter for increased rigidity and strength

Type	Series	Catalog page reference
135° Split Point	300N	295





## Screw Machine

Cobalt

### Bronze Finish

Screw machine drills are shorter for increased rigidity and strength. Cobalt for added strength

Type	Series	Catalog page reference
135° Split Point	300C, 380C	297



## Screw Machine

Cobalt

### Bronze Finish

Stainless steel, titanium, high tensile steels, and other hard materials

Type	Series	Catalog page reference
135° Split Point SST+	01H, 01J	298, 299



## Screw Machine

Cobalt

### Bronze Finish

Screw machine drills are shorter for increased rigidity and strength

Type	Series	Catalog page reference
135° Split Point	T4C	301



## Left Hand Screw Machine

Cobalt

### Bronze Finish

For super abrasive resistance in tough metals

Type	Series	Catalog page reference
135° Split Point, 3-Flat Shank	300LH	302



## DOUBLE-ENDED DRILLS



### Double-Ended Drills

High Speed Steel

#### Black Oxide

Double the life thanks to flutes and cutting edges on both ends

Type	Series	Catalog page reference
135° Split Point	330	303



### Double-Ended Drills

High Speed Steel

#### Black Oxide

Double the life thanks to flutes and cutting edges on both ends

Type	Series	Catalog page reference
135° Split Point	TSM8	303



### Double-Ended Drills

Cobalt

#### Bronze Treatment

For thin gauge and sheet metal. Double the life thanks to flutes and cutting edges on both ends

Type	Series	Catalog page reference
135° Split Point	01K	304



## S&D DRILLS



### S&D Drills

High Speed Steel

#### Bright and Black Finish

For better performance on low to medium tensile strength materials

Type	Series	Catalog page reference
118° Point 1/2" Reduced Shank	1000A, 1000F	305
3 Flats Reduced Shank	1000E	306



### S&D Drills

High Speed Steel



#### Black & Gold Finish

For better performance on low to medium tensile strength materials

Type	Series	Catalog page reference
118° Split Point 1/2" Reduced Shank with 3 Flats	1000N	307
135° Split Point 3 Flats Reduced Shank	1000EF	308



### S&D Drills

High Speed Steel



#### Black & Gold Oxide

For medium to high tensile strength Materials

Type	Series	Catalog page reference
118° Split Point 1/2" Reduced Shank with 3 Flats	T9FHD	309



# QUICK PAGES REFERENCES

## S&D DRILLS



### S&D Drills

#### High Speed Steel

<b>Black Oxide</b> For low to medium tensile strength materials		
Type	Series	Catalog page reference
118° Split Point ½" Reduced Shank with 3 Flats	T9F, T9	309, 310



### S&D Drills

#### Cobalt

<b>Black &amp; Gold Finish</b> For tough, high tensile strength materials		
Type	Series	Catalog page reference
135° Split Point	1000C	311
Bronze Finish	1000EC	314



### S&D Drills

#### Cobalt

<b>Bronze Treatment</b> For high tensile steel, fits in a 3/8" chuck		
Type	Series	Catalog page reference
135° 3/8" Reduced Shank	01-R	312
135° 1/2" Reduced Shank	01M	312



### S&D Drills

#### Cobalt

<b>Black &amp; Gold oxide</b> For low to medium tensile strength materials		
Type	Series	Catalog page reference
118° Split Point	T9C	313



## TAPER LENGTH DRILLS



### Taper Length Drills

#### High Speed Steel

<b>Black Oxide</b> For general purpose use in a wide range of materials		
Type	Series	Catalog page reference
118° Conventional Point / Straight Shank	900	316



## AIRCRAFT EXTENSION DRILLS



### Aircraft Extension Drills

#### High Speed Steel

<b>Black Oxide</b> Long drills with jobbers length flutes for drilling holes in hard to reach places		
Type	Series	Catalog page reference
135° Split Point Aircraft Extension 6" & 12"	1100, 1180	317
	1200, 1280	319



### Aircraft Extension Drills

#### High Speed Steel

<b>Black Oxide</b> Long drills with jobbers length flutes for drilling holes in hard to reach places		
Type	Series	Catalog page reference
135° Split Point Aircraft Extension 6"	T6HH, BP6HH, T6WW	318
135° Split Point Aircraft Extension 12"	T12HH, BP12HH, 12WW	320



### Aircraft Extension Drills

#### Cobalt

<b>Bronze Finish</b> Long drills with jobbers length flutes for drilling holes in hard to reach places		
Type	Series	Catalog page reference
135° Split Point	1100C, 1180C	321
	1200C 1280C	322



# EXTRA LENGTH DRILLS



## Extra Length Drills

High Speed Steel

<b>Black Oxide</b> For deep hole drilling in a wide range of material		
Type	Series	Catalog page reference
118° Split Point 8"	1308	323
118° Split Point 12"	1312, 1312R	323
118° Split Point 18"	1318, 1318R	324



## Extra Length Drills

High Speed Steel

<b>Bright Finish</b> For deep hole drilling in a wide range of material		
Type	Series	Catalog page reference
118° Split Point 12"	T1290	324
118° Split Point 18"	T1813	324



# TAPER SHANK DRILLS



## Taper Shank Drills

High Speed Steel

<b>Black Oxide</b> For general purpose use in a wide range of materials		
Type	Series	Catalog page reference
118° Conventional Point / Taper Shank	1400	325
	1450, 1475	326



# HEX SHANK DRILLS



## HEX Drills

High Speed Steel



<b>Black &amp; Gold Oxide</b> 1/4" hex shank for HEX or adjustable power tool chucks, added strength due to THUNDERBIT geometry		
Type	Series	Catalog page reference
135° Self-Centering Split Point	HEXT4HD	327



## HEX Drills

High Speed Steel

<b>Black Oxide</b> 1/4" hex shank for HEX or adjustable power tool chucks		
Type	Series	Catalog page reference
135° Self-Centering Split Point	HEXT4	327



# QUICK PAGES REFERENCES

## SOLID CARBIDE DRILLS



### Jobber Drills

Carbide Tip

**Bright Finish**

For use in drilling cast iron, cast steel, bronze, hard copper, aluminum, and hard non-ferrous materials

Type	Series	Catalog page reference
118° Split Point	600, 680	328



### Jobber Length Drills

Solid Carbide

**Bright Finish**

For use in drilling abrasive materials such as cast iron, non-ferrous alloys, high silicon aluminum, hard rubber, and Plexiglas

Type	Series	Catalog page reference
118° Point	700	329, 330



### Straight Flute Drills

Solid Carbide

**Bright Finish**

For use in drilling difficult materials (up to Rc 60) including nickel alloys, chrome alloys, steel weldments, titanium alloys, high temperature alloys, and stainless-steel weldments

Type	Series	Catalog page reference
140° Split Point	710	331, 332



### Screw Machine

Solid Carbide

**Bright Finish**

Slow helix 135° split point provides ease of penetration and increases edge strength

Type	Series	Catalog page reference
Slow Helix 135° Split Point	720	333, 334



### 3-Flute

Solid Carbide

**Bright Finish**

For titanium, cast iron, low alloy steel, and high silicon aluminum applications

Type	Series	Catalog page reference
150° Point	730	335



### Spade Drills

Solid Carbide

**Bright Finish**

Perform well in hard to machine materials (up to Rc 60), high strength alloys, plastic, and glass

Type	Series	Catalog page reference
118° Point	750	336



### Combined Drill & Countersink

Solid Carbide

**Bright Finish**

Ideal for drilling and countersinking in difficult materials

Type	Series	Catalog page reference
60° Angle	3500C	336



## MASONRY DRILLS



### Masonry Drills

Carbide Tip

**Gold & Silver Finish**

For use in drilling concrete, natural stone, aerated concrete, masonry, brick, block, and lime sandstone

Type	Series	Catalog page reference
Straight Shank	1600N	337



### Masonry Drills

Carbide Tip

**Black & Gold Tipped**

Combine a rotation and percussion that helps the drill achieve a cutting and grinding action at the same time

Type	Series	Catalog page reference
Rotary Percussion & Hammer Drilling, Round Shank	1600A	337



### Masonry Drills

Carbide Tip

**Black with Gold Tip Finish**

Type	Series	Catalog page reference
TAPCON® Screw Type Anchor Bits	1800A, 1800E	338





### Masonry Drills

#### Carbide Tip

Bright Finish		
Type	Series	Catalog page reference
TAPCON® SDS-HEX Type Screw Anchor Drills	1750	338



### SDS Plus Masonry Drills

#### Carbide Tip

Bright Finish		
Short head to flute entrance allows debris to quickly channel down the flute for faster drilling progress		
Type	Series	Catalog page reference
SDS Plus	1700A, 1700B (in bulk)	339



### SDS Plus Masonry Drills

#### Carbide Tip

Bright Finish		
Designed for longer life when drilling in concrete		
Type	Series	Catalog page reference
SDS Plus Dura-Tip	1720, 1720B (in bulk)	340



### SDS Max Masonry Drills

#### Carbide Tip

Bright Finish		
Designed for longer life in concrete and reinforced concrete applications		
Type	Series	Catalog page reference
SDS Max	1740	340



### Rebar Cutters

#### Carbide Tip

Bright Finish		
Perfect solution for drilling through concrete embedded rebar		
Type	Series	Catalog page reference
Micro SDS+ or 3-Flat Shank	1760, 1770	341
Head Only	1780	341



### Hammer Drill Tools

Series	Catalog page reference
1850, 1860	342



## MISCELLANEOUS DRILLS



Miscellaneous Drills		
Series	Description	Catalog page reference
1840	Glass, Tile, & Ceramics Bits	338
1900E	Ship Auger Bits	346
1950E	Paddle Bits	346
3500	Combined Drill & Countersink, HSS, 60° Angle, Plain Type	347
3500E	Combined Drill & Countersink, HSS, 60° Angle, Plain & Bell Type	347
3575E	Combined Drill & Countersink, HSS, 60° Angle, Long Length Series	348
400P	Pilot Drill for Holesaws, Bright, 118° Point	348
8900	MULTI-STEP Drill for Sheet Metal	344
8950	MULTI-STEP Drills	344
9000E	Screw Extractors	349

Miscellaneous Drills		
Series	Description	Catalog page reference
01W	MULTI-STEP Drill Bits	345

Drill Accessories		
Series	Description	Catalog page reference
1420	Hardened Drill Sleeve, Regular Length	350
1440	Hardened Drill Sleeve, Extension Length	350
1470	Drill Drifts	350
-	Drill Gauges	350

# DRILL BITS EXPLAINED

## WALTER, DRILLCO, AND TRIUMPH OFFER A COMPLETE PRODUCT PROGRAM FOR A WIDE RANGE OF MATERIALS, APPLICATIONS, AND INDUSTRIES

### WHAT DOES THE WALTER SST™ PROGRAM OFFER?

#### SST™


- ▷ Special HSCo cobalt material for premium performance and extended tool life
- ▷ High-flow spiral and chisel edge design to maximize chip evacuation
- ▷ Proven SST™ heat and surface treatment to reduce friction and increase chip flow
- ▷ Self-centering split point allowing you to drill any size hole in a single operation and prevents the “walking effect” on curved surfaces
- ▷ Available in stub or jobber length with round shank or specially designed six-flat shank



### WHAT DOES THE DRILLCO NITRO® PROGRAM OFFER?

#### NITRO

- ▷ A complete line of drills including jobber length, mechanic’s length, stub length, silver & deming (S&D), and sets
- ▷ All NITRO® drills are made from premium quality High Speed Steel
- ▷ Body and flute are black and gold surface-treated for maximum lubricity
- ▷ Split Point ensures ease of penetration and reduces “walking” when starting a hole
- ▷ Designed for use in portable hand drills, or fixed spindle applications (CNC Machines, Drill Presses)



### WHAT DOES THE TRIUMPH THUNDERBIT® PROGRAM OFFER?

#### THUNDERBIT® THUNDERBIT® THUNDERBIT® THUNDERBIT®

COBALT TITAN

- ▷ A complete line of drills including jobber length, stub length, silver & deming (S&D), hex shanks, and sets
- ▷ Unique spiral flute design improves chip ejection and coolant flow to the point
- ▷ The heavy-duty core guarantees increased strength and reduced breakage
- ▷ 135° self-centering split point prevents “walking” and provides quick penetration
- ▷ Friction-reducing black & bronze oxide surface treatments for higher drilling speeds
- ▷ Available in High Speed Steel (HSS) and Cobalt
- ▷ Designed for use in portable hand drills
- ▷ Made in the USA

#### Tech tip!

Use a drill with a flatted shank to reduce slippage in the drill chuck in portable drill applications.



<p><b>THUNDERBIT</b> <i>The HOLE Story</i></p>		
<p><b>Unique spiral flute design improves chip ejection and coolant flow to the point</b></p>		
<p><b>The heavy-duty core guarantees increased strength and reduced breakage</b></p>		
<p><b>135° self-centering split point prevents “walking” and provides quick penetration</b></p>		
<p><b>Friction-reducing black &amp; bronze oxide surface treatments for higher drilling speeds</b></p>		
<p><b>THUNDERBIT®</b></p>	<p><b>GENERAL PURPOSE</b></p>	

## MATERIAL

### High Speed Steel (HSS)

The most commonly used tool material for general purpose drilling. Suitable for most materials, including low- to medium-strength steels, aluminum and other non-ferrous materials, as well as wood and plastic.

### Cobalt (HSCo)

This composition increases tool hardness and improves wear resistance making it a great option for drilling into harder steel as well as stainless steel grades.

### Carbide (C)

Carbide tools are designed for very hard and very tough to machine materials. Carbide drills are more brittle than HSS or HSCo drills, and should only be used for production drilling in stationary equipment. They are not recommended for use in handheld portable drills.

**Why it's important?**  
It's important to select the correct material of the drill bit based on your application to maximize performance.

## DRILL POINT STYLE

### Conventional

Most commonly used drill point. Ideal for a wide variety of materials.




### Split Point

Designed to drill in hard and soft materials, it reduces "walking," lifts away debris, allowing you to drill holes faster and with less chance of breakage. Ideal for curved surfaces.



## DRILL LENGTH



## FINISH AND COATING

### Bright Finish

Can be used on low-carbon steel and aluminum.




### Black Oxide

More lubricity than bright finish. Resists corrosion and oxidation with an added heat treatment that reduces friction.



### Black and Gold

Better resistance to corrosion and breakage while increasing lubricity. Reduces chipping and flaking. Can be used on most materials.



### Titanium Nitride Coated (TiN)

A wear-resistant gold colored, all-purpose ceramic coating provides high hardness, low coefficient of friction and thermal barrier. Tool life may be extended by 500% or more in high wear or very abrasive drilling applications.



### Bronze

Will increase lubricity and bit life while reducing chip build-up. For performance on harder metals and stainless steel. Applied primarily to Cobalt drills.



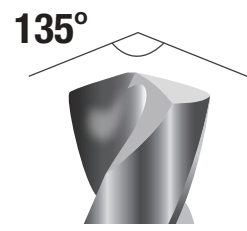
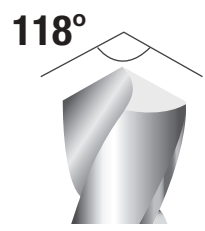
## DRILL POINT ANGLE

### 118°

Ideal for cutting mild steel, aluminum, and free machining materials.

### 135°

Ideal for drilling into more difficult-to-machine materials, such as stainless steel, hardened steels, cast iron, and more. For CNC or hand drilling applications.



**Why it's important?**

- ▷ The shorter the bit, the more suitable they are for applications that require precision and accuracy.
- ▷ The shorter the bit, the more rigid it is.
- ▷ Ensure you use the right flute length to get the chips completely out of the hole.

# DRILL BIT SELECTION

## SECTION 1 – DRILL BIT MATERIAL AND GEOMETRY

*Increasing Hardness*

### High Speed Steel (HSS)

High speed steel, for most drilling applications

Recommended series:  
**200A, 400N, T1, T1B**

### HSS + Cobalt (HSCo)


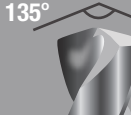
Premium high speed steel with cobalt, for added hardness, suitable for many drilling applications

Recommended series:  
**01A,01D, 01B, 500, 540, 580, T1HDC, T1C**

### Solid Carbide (SC)

Solid carbide is meant for the toughest materials and is designed to be used in CNC applications

Recommended series:  
**600, 680, 700**

 <p>118°</p>	 <p>135°</p>	<p><b>Use 118°</b> conventional point for soft materials like aluminum Recommended series: 200B, T1B, 01A</p> <p><b>Use 135°</b> split-point for harder materials like steel, or stainless steel Recommended series: 400N, T1D, T1HD, T1HDG, 01A</p>
---	---	--

## SECTION 2 – DRILL BIT LENGTH

*Shortest*

*Longest*

Stub or Screw Machine Length	Mechanics Length	Jobber Length	S&D Prentice	Aircraft Extension	Extra Length
Used in sheet metal and fixed spindle machines.	Performs best in handheld drilling applications.	A do-it-all length that can be used in most applications.	Large diameter with a 1/2" reduced shank to be used in 1/2" drill chucks.	Long-length drill bits, with jobber length flutes for extra reach.	Long-length drill bits, with extra long flutes for deep hole drilling.
Recommended series: <b>300A, 300N, T4HD, 300C, 01H, 01J</b>	Recommended series: <b>350N, T1M, 1045N</b>	Recommended series: <b>400N, T1HD, 01A</b>	Recommended series: <b>1000A, 1000N, T9F-HD, 01M</b>	Recommended series: <b>1100, 1200, 1100C, 1200C</b>	Recommended series: <b>1308, 1312, 1318</b>

## SECTION 3 – POWER TOOL USED



When using a handheld power tool, a 3-flat or hex shank drill bit should be used.

Recommended series:  
**T101D, T1HD+, 01A, 350N**



In fixed spindle machines like drill presses, a round shank should be used to reduce the chances of breakage.

## IMPORTANT – TIPS TO GET THE MOST OUT OF YOUR DRILL BIT

**Speed** – Using the optimal RPM for the drill bit diameter and material being drilled will increase productivity.

**Feed** – Using the right pressure and feed rate will optimize the drilling operation and extend drill bit life.

**Lube** – Using lubricant increases drill bit life and improves chip ejection for a better surface finish on your hole.



# JOBBER LENGTH GENERAL PURPOSE DRILLS

Designed for general purpose drilling under a wide range of drilling conditions. It can drill various materials such as cast iron, steel, and steel forging. The surface treatment prevents chip welding, improves chip flow, and increases abrasion resistance.

- ▷ 118° Point designed for general use
- ▷ A general purpose jobber for a wide range of applications
- ▷ Black oxide finish improves chip flow and increases abrasion resistance
- ▷ Bright finish recommended for aluminum and other non-ferrous materials
- ▷ Available in bulk packaging

## 200A SERIES

### GENERAL PURPOSE HIGH SPEED STEEL

118° Point / Straight Shank  
Fractional / Black Oxide



200A - Black Oxide

Size	Flute Length	Overall Length	200A Order No.
1/64"	3/16"	3/4"	200A101
1/32"	1/2"	1-3/8"	200A102
3/64"	3/4"	1-3/4"	200A103
1/16"	7/8"	1-7/8"	200A104
5/64"	1"	2"	200A105
3/32"	1-1/4"	2-1/4"	200A106
7/64"	1-1/2"	2-5/8"	200A107
1/8"	1-5/8"	2-3/4"	200A108
9/64"	1-3/4"	2-7/8"	200A109
5/32"	2"	3-1/8"	200A110
11/64"	2-1/8"	3-1/4"	200A111
3/16"	2-5/16"	3-1/2"	200A112
13/64"	2-7/16"	3-5/8"	200A113
7/32"	2-1/2"	3-3/4"	200A114
15/64"	2-5/8"	3-7/8"	200A115
1/4"	2-3/4"	4"	200A116
17/64"	2-7/8"	4-1/8"	200A117
9/32"	2-15/16"	4-1/4"	200A118
19/64"	3-1/16"	4-3/8"	200A119
5/16"	3-3/16"	4-1/2"	200A120
21/64"	3-5/16"	4-5/8"	200A121
11/32"	3-7/16"	4-3/4"	200A122
23/64"	3-1/2"	4-7/8"	200A123
3/8"	3-5/8"	5"	200A124
25/64"	3-3/4"	5-1/8"	200A125
13/32"	3-7/8"	5-1/4"	200A126
27/64"	3-15/16"	5-3/8"	200A127
7/16"	4-1/16"	5-1/2"	200A128
29/64"	4-3/16"	5-5/8"	200A129
15/32"	4-5/16"	5-3/4"	200A130
31/64"	4-3/8"	5-7/8"	200A131
1/2"	4-1/2"	6"	200A132

## 200B SERIES

### GENERAL PURPOSE HIGH SPEED STEEL

118° Point / Straight Shank  
Fractional / Bright



200B - Bright

Size	Flute Length	Overall Length	200B Order No.
1/64"	3/16"	3/4"	200B101
1/32"	1/2"	1-3/8"	200B102
3/64"	3/4"	1-3/4"	200B103
1/16"	7/8"	1-7/8"	200B104
5/64"	1"	2"	200B105
3/32"	1-1/4"	2-1/4"	200B106
7/64"	1-1/2"	2-5/8"	200B107
1/8"	1-5/8"	2-3/4"	200B108
9/64"	1-3/4"	2-7/8"	200B109
5/32"	2"	3-1/8"	200B110
11/64"	2-1/8"	3-1/4"	200B111
3/16"	2-5/16"	3-1/2"	200B112
13/64"	2-7/16"	3-5/8"	200B113
7/32"	2-1/2"	3-3/4"	200B114
15/64"	2-5/8"	3-7/8"	200B115
1/4"	2-3/4"	4"	200B116
17/64"	2-7/8"	4-1/8"	200B117
9/32"	2-15/16"	4-1/4"	200B118
19/64"	3-1/16"	4-3/8"	200B119
5/16"	3-3/16"	4-1/2"	200B120
21/64"	3-5/16"	4-5/8"	200B121
11/32"	3-7/16"	4-3/4"	200B122
23/64"	3-1/2"	4-7/8"	200B123
3/8"	3-5/8"	5"	200B124
25/64"	3-3/4"	5-1/8"	200B125
13/32"	3-7/8"	5-1/4"	200B126
27/64"	3-15/16"	5-3/8"	200B127
7/16"	4-1/16"	5-1/2"	200B128
29/64"	4-3/16"	5-5/8"	200B129
15/32"	4-5/16"	5-3/4"	200B130
31/64"	4-3/8"	5-7/8"	200B131
1/2"	4-1/2"	6"	200B132

1/64" thru 19/64" - 12 per pack, 5/16" thru 1/2" - 6 per pack

Sizes	Bulk Quantity
1/16" - 1/8" & #60 - #30	504
9/64" - 13/64" & #29 - #6	252
7/32" - 5/16" & #5 - #1 & A - N	132
21/64" - 1/2" & O - Z	72

# GENERAL PURPOSE JOBBER LENGTH DRILLS

## 240A SERIES

**GENERAL PURPOSE HIGH SPEED STEEL**

118° Point / Straight Shank  
Letter / Black Oxide



240A - Black Oxide

Size	Flute Length	Overall Length	240A Order No.
A	2-5/8"	3-7/8"	240A501
B	2-3/4"	4"	240A502
C	2-3/4"	4"	240A503
D	2-3/4"	4"	240A504
E	2-3/4"	4"	240A505
F	2-7/8"	4-1/8"	240A506
G	2-7/8"	4-1/8"	240A507
H	2-7/8"	4-1/8"	240A508
I	2-7/8"	4-1/8"	240A509
J	2-7/8"	4-1/8"	240A510
K	2-15/16"	4-1/4"	240A511
L	2-15/16"	4-1/4"	240A512
M	3-1/16"	4-3/8"	240A513
N	3-1/16"	4-3/8"	240A514
O	3-3/16"	4-1/2"	240A515
P	3-5/16"	4-5/8"	240A516
Q	3-7/16"	4-3/4"	240A517
R	3-7/16"	4-3/4"	240A518
S	3-1/2"	4-7/8"	240A519
T	3-1/2"	4-7/8"	240A520
U	3-5/8"	5"	240A521
V	3-5/8"	5"	240A522
W	3-3/4"	5-1/8"	240A523
X	3-3/4"	5-1/8"	240A524
Y	3-7/8"	5-1/4"	240A525
Z	3-7/8"	5-1/4"	240A526

## 240B SERIES

**GENERAL PURPOSE HIGH SPEED STEEL**

118° Point / Straight Shank  
Letter / Bright



240B - Bright

Size	Flute Length	Overall Length	240B Order No.
A	2-5/8"	3-7/8"	240B501
B	2-3/4"	4"	240B502
C	2-3/4"	4"	240B503
D	2-3/4"	4"	240B504
E	2-3/4"	4"	240B505
F	2-7/8"	4-1/8"	240B506
G	2-7/8"	4-1/8"	240B507
H	2-7/8"	4-1/8"	240B508
I	2-7/8"	4-1/8"	240B509
J	2-7/8"	4-1/8"	240B510
K	2-15/16"	4-1/4"	240B511
L	2-15/16"	4-1/4"	240B512
M	3-1/16"	4-3/8"	240B513
N	3-1/16"	4-3/8"	240B514
O	3-3/16"	4-1/2"	240B515
P	3-5/16"	4-5/8"	240B516
Q	3-7/16"	4-3/4"	240B517
R	3-7/16"	4-3/4"	240B518
S	3-1/2"	4-7/8"	240B519
T	3-1/2"	4-7/8"	240B520
U	3-5/8"	5"	240B521
V	3-5/8"	5"	240B522
W	3-3/4"	5-1/8"	240B523
X	3-3/4"	5-1/8"	240B524
Y	3-7/8"	5-1/4"	240B525
Z	3-7/8"	5-1/4"	240B526

"A" thru "L" - 12 per pack, "M" thru "Z" - 6 per pack

Corresponding Sets				
No. of Pcs.	Description	Order No.	Order No.	
<b>200/240/280 &amp; 200B/240B/280B Series Jobber Drill Sets</b>				
13	1/16" - 1/4" by 64 <sup>ths</sup>	200A13	200B13	
15	1/16" - 1/2" by 32 <sup>nds</sup>	200A15	200B15	
19	Maintenance Set - 1/16, 5/64, 3/32, 1/8, #29, #25, 5/32, #21, 3/16, #7, 7/32, 1/4, F, 5/16, U, 3/8, 27/64, 7/16, 1/2	200A19	200B19	
20	#61 - #80	200A20	200B20	
21	1/16" - 3/8" by 64 <sup>ths</sup>	200A21	200B21	
21	1/16" - 1/4" by 64 <sup>ths</sup> & 9/32" - 1/2" by 32 <sup>nds</sup>	200A21V	200B21V	
26	A - Z	200A26	200B26	
29	1/16" - 1/2" by 64 <sup>ths</sup>	200A29	200B29	
29	DRILL PAL 1/16" - 1/2" by 64 <sup>ths</sup>	200AW29	-	
60	#1 - #60	200A60	200B60	
115	1/16" - 1/2" by 64 <sup>ths</sup> , #1 - 60, A - Z	200A0115	200B0115	



200AW29



200B29

# GENERAL PURPOSE JOBBER LENGTH DRILLS

## 280A SERIES

### GENERAL PURPOSE HIGH SPEED STEEL

118° Point / Straight Shank

Number / Black Oxide



280A - Black Oxide

Size	Flute Length	Overall Length	280A Order No.
1	2-5/8"	3-7/8"	280A001
2	2-1/2"	3-7/8"	280A002
3	2-1/2"	3-3/4"	280A003
4	2-1/2"	3-3/4"	280A004
5	2-1/2"	3-3/4"	280A005
6	2-1/2"	3-3/4"	280A006
7	2-7/16"	3-5/8"	280A007
8	2-7/16"	3-5/8"	280A008
9	2-7/16"	3-5/8"	280A009
10	2-7/16"	3-5/8"	280A010
11	2-5/16"	3-1/2"	280A011
12	2-5/16"	3-1/2"	280A012
13	2-5/16"	3-1/2"	280A013
14	2-3/16"	3-3/8"	280A014
15	2-3/16"	3-3/8"	280A015
16	2-3/16"	3-3/8"	280A016
17	2-3/16"	3-3/8"	280A017
18	2-1/8"	3-1/4"	280A018
19	2-1/8"	3-1/4"	280A019
20	2-1/8"	3-1/4"	280A020
21	2-1/8"	3-1/4"	280A021
22	2"	3-1/8"	280A022
23	2"	3-1/8"	280A023
24	2"	3-1/8"	280A024
25	1-7/8"	3"	280A025
26	1-7/8"	3"	280A026
27	1-7/8"	3"	280A027
28	1-3/4"	2-7/8"	280A028
29	1-3/4"	2-7/8"	280A029
30	1-5/8"	2-3/4"	280A030
31	1-5/8"	2-3/4"	280A031
32	1-5/8"	2-3/4"	280A032
33	1-1/2"	2-5/8"	280A033
34	1-1/2"	2-5/8"	280A034
35	1-1/2"	2-5/8"	280A035
36	1-7/16"	2-1/2"	280A036
37	1-7/16"	2-1/2"	280A037
38	1-7/16"	2-1/2"	280A038
39	1-3/8"	2-3/8"	280A039
40	1-3/8"	2-3/8"	280A040

Size	Flute Length	Overall Length	280A Order No.
41	1-3/8"	2-3/8"	280A041
42	1-1/4"	2-1/4"	280A042
43	1-1/4"	2-1/4"	280A043
44	1-1/8"	2-1/8"	280A044
45	1-1/8"	2-1/8"	280A045
46	1-1/8"	2-1/8"	280A046
47	1"	2"	280A047
48	1"	2"	280A048
49	1"	2"	280A049
50	1"	2"	280A050
51	1"	2"	280A051
52	7/8"	1-7/8"	280A052
53	7/8"	1-7/8"	280A053
54	7/8"	1-7/8"	280A054
55	7/8"	1-7/8"	280A055
56	3/4"	1-3/4"	280A056
57	3/4"	1-3/4"	280A057
58	11/16"	1-5/8"	280A058
59	11/16"	1-5/8"	280A059
60	11/16"	1-5/8"	280A060
61	11/16"	1-5/8"	280A061
62	5/8"	1-1/2"	280A062
63	5/8"	1-1/2"	280A063
64	5/8"	1-1/2"	280A064
65	5/8"	1-1/2"	280A065
66	1/2"	1-3/8"	280A066
67	1/2"	1-3/8"	280A067
68	1/2"	1-3/8"	280A068
69	1/2"	1-3/8"	280A069
70	3/8"	1-1/4"	280A070
71	3/8"	1-1/4"	280A071
72	5/16"	1-1/8"	280A072
73	5/16"	1-1/8"	280A073
74	1/4"	1"	280A074
75	1/4"	1"	280A075
76	3/16"	7/8"	280A076
77	3/16"	7/8"	280A077
78	3/16"	7/8"	280A078
79	1/8"	3/4"	280A079
80	1/8"	3/4"	280A080

#1 thru #80 - 12 per pack

Sizes	Bulk Quantity
1/16" - 1/8" & #60 - #30	504
9/64" - 13/64" & #29 - #6	252
7/32" - 5/16" & #5 - #1 & A - N	132
21/64" - 1/2" & 0 - Z	72

# GENERAL PURPOSE JOBBER LENGTH DRILLS

## 280B SERIES

### GENERAL PURPOSE HIGH SPEED STEEL

118° Point / Straight Shank

Number / Bright



280B - Bright

Size	Flute Length	Overall Length	280B Order No.
1	2-5/8"	3-7/8"	280B001
2	2-1/2"	3-7/8"	280B002
3	2-1/2"	3-3/4"	280B003
4	2-1/2"	3-3/4"	280B004
5	2-1/2"	3-3/4"	280B005
6	2-1/2"	3-3/4"	280B006
7	2-7/16"	3-5/8"	280B007
8	2-7/16"	3-5/8"	280B008
9	2-7/16"	3-5/8"	280B009
10	2-7/16"	3-5/8"	280B010
11	2-5/16"	3-1/2"	280B011
12	2-5/16"	3-1/2"	280B012
13	2-5/16"	3-1/2"	280B013
14	2-3/16"	3-3/8"	280B014
15	2-3/16"	3-3/8"	280B015
16	2-3/16"	3-3/8"	280B016
17	2-3/16"	3-3/8"	280B017
18	2-1/8"	3-1/4"	280B018
19	2-1/8"	3-1/4"	280B019
20	2-1/8"	3-1/4"	280B020
21	2-1/8"	3-1/4"	280B021
22	2"	3-1/8"	280B022
23	2"	3-1/8"	280B023
24	2"	3-1/8"	280B024
25	1-7/8"	3"	280B025
26	1-7/8"	3"	280B026
27	1-7/8"	3"	280B027
28	1-3/4"	2-7/8"	280B028
29	1-3/4"	2-7/8"	280B029
30	1-5/8"	2-3/4"	280B030
31	1-5/8"	2-3/4"	280B031
32	1-5/8"	2-3/4"	280B032
33	1-1/2"	2-5/8"	280B033
34	1-1/2"	2-5/8"	280B034
35	1-1/2"	2-5/8"	280B035
36	1-7/16"	2-1/2"	280B036
37	1-7/16"	2-1/2"	280B037
38	1-7/16"	2-1/2"	280B038
39	1-3/8"	2-3/8"	280B039
40	1-3/8"	2-3/8"	280B040

Size	Flute Length	Overall Length	280B Order No.
41	1-3/8"	2-3/8"	280B041
42	1-1/4"	2-1/4"	280B042
43	1-1/4"	2-1/4"	280B043
44	1-1/8"	2-1/8"	280B044
45	1-1/8"	2-1/8"	280B045
46	1-1/8"	2-1/8"	280B046
47	1"	2"	280B047
48	1"	2"	280B048
49	1"	2"	280B049
50	1"	2"	280B050
51	1"	2"	280B051
52	7/8"	1-7/8"	280B052
53	7/8"	1-7/8"	280B053
54	7/8"	1-7/8"	280B054
55	7/8"	1-7/8"	280B055
56	3/4"	1-3/4"	280B056
57	3/4"	1-3/4"	280B057
58	11/16"	1-5/8"	280B058
59	11/16"	1-5/8"	280B059
60	11/16"	1-5/8"	280B060
61	11/16"	1-5/8"	280B061
62	5/8"	1-1/2"	280B062
63	5/8"	1-1/2"	280B063
64	5/8"	1-1/2"	280B064
65	5/8"	1-1/2"	280B065
66	1/2"	1-3/8"	280B066
67	1/2"	1-3/8"	280B067
68	1/2"	1-3/8"	280B068
69	1/2"	1-3/8"	280B069
70	3/8"	1-1/4"	280B070
71	3/8"	1-1/4"	280B071
72	5/16"	1-1/8"	280B072
73	5/16"	1-1/8"	280B073
74	1/4"	1"	280B074
75	1/4"	1"	280B075
76	3/16"	7/8"	280B076
77	3/16"	7/8"	280B077
78	3/16"	7/8"	280B078
79	1/8"	3/4"	280B079
80	1/8"	3/4"	280B080

#1 thru #80 - 12 per pack

Sizes	Bulk Quantity
1/16" - 1/8" & #60 - #30	504
9/64" - 13/64" & #29 - #6	252
7/32" - 5/16" & #5 - #1 & A - N	132
21/64" - 1/2" & 0 - Z	72



# GENERAL PURPOSE JOBBER LENGTH DRILLS

## 100SE SERIES

### GENERAL PURPOSE HIGH SPEED STEEL


118° Point / Straight Shank  
Fractional / Black Oxide



100SE

Size	Flute Length	Overall Length	100SE Order No.
1/16"	7/8"	1-7/8"	100SE104
5/64"	1"	2"	100SE105
3/32"	1-1/4"	2-1/4"	100SE106
7/64"	1-1/2"	2-5/8"	100SE107
1/8"	1-5/8"	2-3/4"	100SE108
9/64"	1-3/4"	2-7/8"	100SE109
5/32"	2"	3-1/8"	100SE110
11/64"	2-1/8"	3-1/4"	100SE111
3/16"	2-5/16"	3-1/2"	100SE112
13/64"	2-7/16"	3-5/8"	100SE113
7/32"	2-1/2"	3-3/4"	100SE114
15/64"	2-5/8"	3-7/8"	100SE115
1/4"	2-3/4"	4"	100SE116
17/64"	2-7/8"	4-1/8"	100SE117
9/32"	2-15/16"	4-1/4"	100SE118
19/64"	3-1/16"	4-3/8"	100SE119
5/16"	3-3/16"	4-1/2"	100SE120
21/64"	3-5/16"	4-5/8"	100SE121
11/32"	3-7/16"	4-3/4"	100SE122
23/64"	3-1/2"	4-7/8"	100SE123
3/8"	3-5/8"	5"	100SE124
25/64"	3-3/4"	5-1/8"	100SE125
13/32"	3-7/8"	5-1/4"	100SE126
27/64"	3-15/16"	5-3/8"	100SE127
7/16"	4-1/16"	5-1/2"	100SE128
29/64"	4-3/16"	5-5/8"	100SE129
15/32"	4-5/16"	5-3/4"	100SE130
31/64"	4-3/8"	5-7/8"	100SE131
1/2"	4-1/2"	6"	100SE132

1/16" thru 19/64" - 12 per pack, 5/16" thru 1/2" - 6 per pack



100SE15

Corresponding Sets		
No. of Pcs.	Description	Order No.
<b>100SE Series Jobber Drill Sets</b>		
13	1/16" - 1/4" by 64 <sup>ths</sup>	100SE13
15	1/16" - 1/2" by 32 <sup>nds</sup>	100SE15
21	1/16" - 3/8" by 64 <sup>ths</sup>	100SE21
21	1/16" - 1/4" by 64 <sup>ths</sup> & 9/32" - 1/2" by 32 <sup>nds</sup>	100SE21V
29	DRILL PAL 1/16" - 1/2" by 64 <sup>ths</sup>	100SEW29
29	1/16" - 1/2" by 64 <sup>ths</sup>	100SE29

## 180SE SERIES

### GENERAL PURPOSE HIGH SPEED STEEL

118° Point / Straight Shank  
Number / Black Oxide



180SE

Size	Flute Length	Overall Length	180SE Order No.
1	2-5/8"	3-7/8"	180SE001
2	2-1/2"	3-7/8"	180SE002
3	2-1/2"	3-3/4"	180SE003
4	2-1/2"	3-3/4"	180SE004
5	2-1/2"	3-3/4"	180SE005
6	2-1/2"	3-3/4"	180SE006
7	2-7/16"	3-5/8"	180SE007
8	2-7/16"	3-5/8"	180SE008
9	2-7/16"	3-5/8"	180SE009
10	2-7/16"	3-5/8"	180SE010
11	2-5/16"	3-1/2"	180SE011
12	2-5/16"	3-1/2"	180SE012
13	2-5/16"	3-1/2"	180SE013
14	2-3/16"	3-3/8"	180SE014
15	2-3/16"	3-3/8"	180SE015
16	2-3/16"	3-3/8"	180SE016
17	2-3/16"	3-3/8"	180SE017
18	2-1/8"	3-1/4"	180SE018
19	2-1/8"	3-1/4"	180SE019
20	2-1/8"	3-1/4"	180SE020
21	2-1/8"	3-1/4"	180SE021
22	2"	3-1/8"	180SE022
23	2"	3-1/8"	180SE023
24	2"	3-1/8"	180SE024
25	1-7/8"	3"	180SE025
26	1-7/8"	3"	180SE026
27	1-7/8"	3"	180SE027
28	1-3/4"	2-7/8"	180SE028
29	1-3/4"	2-7/8"	180SE029
30	1-5/8"	2-3/4"	180SE030
31	1-5/8"	2-3/4"	180SE031
32	1-5/8"	2-3/4"	180SE032
33	1-1/2"	2-5/8"	180SE033
34	1-1/2"	2-5/8"	180SE034
35	1-1/2"	2-5/8"	180SE035
36	1-7/16"	2-1/2"	180SE036
37	1-7/16"	2-1/2"	180SE037
38	1-7/16"	2-1/2"	180SE038
39	1-3/8"	2-3/8"	180SE039
40	1-3/8"	2-3/8"	180SE040

#1 thru #40 - 12 per pack

# GENERAL PURPOSE JOBBER LENGTH DRILLS

Designed for general purpose drilling under a wide range of drilling conditions. It can drill various materials such as cast iron, steel, and steel forging.

- ▷ 118° Point designed for general use
- ▷ A general purpose jobber for a wide range of applications
- ▷ Black Oxide improves chip flow and increases abrasion resistance

## T1B - BP1B - T2B - T3B SERIES

### GENERAL PURPOSE HIGH SPEED STEEL

118° Point / Straight Shank

Black Oxide



Size	Decimal Equivalent	Flute Length	Overall Length	T1B Packaging: Tube		T1B Packaging: Bulk		BP1B Packaging: Card	
				Order No.	Pkg Qty	Order No.	Pkg Qty	Order No.	Pkg Qty
1/64"	.0156	3/16"	3/4"	011201	12	-	-	-	-
1/32"	.0312	1/2"	1-3/8"	011202	12	-	288	-	-
3/64"	.0469	3/4"	1-3/4"	011203	12	011203.20	288	-	-
1/16"	.0625	7/8"	1-7/8"	011204	12	011204.20	288	011304	1
5/64"	.0781	1"	2"	011205	12	011205.20	288	011305	1
3/32"	.0938	1-1/4"	2-1/4"	011206	12	011206.20	288	011306	1
7/64"	.1094	1-1/2"	2-5/8"	011207	12	011207.20	288	011307	1
1/8"	.1250	1-5/8"	2-3/4"	011208	12	011208.20	288	011308	1
9/64"	.1406	1-3/4"	2-7/8"	011209	12	011209.20	288	011309	1
5/32"	.1562	2"	3-1/8"	011210	12	011210.20	288	011310	1
11/64"	.1719	2-1/8"	3-1/4"	011211	12	011211.20	288	011311	1
3/16"	.1875	2-5/16"	3-1/2"	011212	12	011212.20	288	011312	1
13/64"	.2031	2-7/16"	3-5/8"	011213	12	011213.20	288	011313	1
7/32"	.2188	2-1/2"	3-3/4"	011214	12	011214.20	288	011314	1
15/64"	.2344	2-5/8"	3-7/8"	011215	12	011215.20	288	011315	1
1/4"	.2500	2-3/4"	4"	011216	12	011216.20	288	011316	1
17/64"	.2656	2-7/8"	4-1/8"	011217	12	011217.20	144	011317	1
9/32"	.2812	2-15/16"	4-1/4"	011218	12	011218.20	144	011318	1
19/64"	.2969	3-1/16"	4-3/8"	011219	12	011219.20	144	011319	1
5/16"	.3125	3-3/16"	4-1/2"	011220	6	011220.20	144	011320	1
21/64"	.3281	3-5/16"	4-5/8"	011221	6	011221.20	144	011321	1
11/32"	.3438	3-7/16"	4-3/4"	011222	6	011222.20	144	011322	1
23/64"	.3594	3-1/2"	4-7/8"	011223	6	011223.20	144	011323	1
3/8"	.3750	3-5/8"	5"	011224	6	011224.20	144	011324	1
25/64"	.3906	3-3/4"	5-1/8"	011225	6	011225.20	144	011325	1
13/32"	.4062	3-7/8"	5-1/4"	011226	6	011226.20	144	011326	1
27/64"	.4219	3-15/16"	5-3/8"	011227	6	011227.20	144	011327	1
7/16"	.4375	4-1/16"	5-1/2"	011228	6	011228.20	144	011328	1
29/64"	.4531	4-3/16"	5-5/8"	011229	6	011229.20	144	011329	1
15/32"	.4688	4-5/16"	5-3/4"	011230	6	011230.20	144	011330	1
31/64"	.4844	4-3/8"	5-7/8"	011231	6	011231.20	144	011331	1
1/2"	.5000	4-1/2"	6"	011232	6	011232.20	144	011332	1



© triumphtwistdrill

Corresponding Sets				
Style	Description	Pieces	Size Range	Order No.
T17B	Metal Index	29 Piece	1/16"-1/2" by 64 <sup>ths</sup>	099802
T18B	Metal Index	15 Piece	1/16"-1/2" by 32 <sup>nds</sup>	099808
T19B	Metal Index	13 Piece	1/16"-1/4" by 64 <sup>ths</sup>	099814
T22B	Metal Index	60 Piece	#1 - #60	099820
T25B	Metal Index	26 Piece	A - Z	099827
T123B	Metal Index	115 Piece	1/16"-1/2 by 64 <sup>ths</sup> , #1 - #60, A-Z	099832
T180B	Metal Index	21 Piece	1/16"-3/8" by 64 <sup>ths</sup>	099835
T815B*	Metal Index	15 Piece	1/16"-1/2" by 32 <sup>nds</sup>	099812
T829B*	Metal Index	29 Piece	1/16"-1/2" by 64 <sup>ths</sup>	099833

\*3/8" Reduced Shank



# GENERAL PURPOSE JOBBER LENGTH DRILLS

Size	Decimal Equivalent	Flute Length	Overall Length	T2B Packaging: Tube	
				Order No.	Pkg Qty
1	.2280	2-5/8"	3-7/8"	012201	12
2	.2210	2-5/8"	3-7/8"	012202	12
3	.2130	2-1/2"	3-3/4"	012203	12
4	.2090	2-1/2"	3-3/4"	012204	12
5	.2055	2-1/2"	3-3/4"	012205	12
6	.2040	2-1/2"	3-3/4"	012206	12
7	.2010	2-7/16"	3-5/8"	012207	12
8	.1990	2-7/16"	3-5/8"	012208	12
9	.1960	2-7/16"	3-5/8"	012209	12
10	.1935	2-7/16"	3-5/8"	012210	12
11	.1910	2-5/16"	3-1/2"	012211	12
12	.1890	2-5/16"	3-1/2"	012212	12
13	.1850	2-5/16"	3-1/2"	012213	12
14	.1820	2-3/16"	3-3/8"	012214	12
15	.1800	2-3/16"	3-3/8"	012215	12
16	.1770	2-3/16"	3-3/8"	012216	12
17	.1730	2-3/16"	3-3/8"	012217	12
18	.1695	2-1/8"	3-1/4"	012218	12
19	.1660	2-1/8"	3-1/4"	012219	12
20	.1610	2-1/8"	3-1/4"	012220	12
21	.1590	2-1/8"	3-1/4"	012221	12
22	.1570	2"	3-1/8"	012222	12
23	.1540	2"	3-1/8"	012223	12
24	.1520	2"	3-1/8"	012224	12
25	.1495	1-7/8"	3"	012225	12
26	.1470	1-7/8"	3"	012226	12
27	.1440	1-7/8"	3"	012227	12
28	.1405	1-3/4"	2-7/8"	012228	12
29	.1360	1-3/4"	2-7/8"	012229	12
30	.1285	1-5/8"	2-3/4"	012230	12
31	.1200	1-5/8"	2-3/4"	012231	12
32	.1160	1-5/8"	2-3/4"	012232	12
33	.1130	1-1/2"	2-5/8"	012233	12
34	.1110	1-1/2"	2-5/8"	012234	12
35	.1100	1-1/2"	2-5/8"	012235	12
36	.1065	1-7/16"	2-1/2"	012236	12
37	.1040	1-7/16"	2-1/2"	012237	12
38	.1015	1-7/16"	2-1/2"	012238	12
39	.0995	1-3/8"	2-3/8"	012239	12
40	.0980	1-3/8"	2-3/8"	012240	12
41	.0960	1-3/8"	2-3/8"	012241	12
42	.0935	1-1/4"	2-1/4"	012242	12
43	.0890	1-1/4"	2-1/4"	012243	12
44	.0860	1-1/8"	2-1/8"	012244	12
45	.0820	1-1/8"	2-1/8"	012245	12
46	.0810	1-1/8"	2-1/8"	012246	12
47	.0785	1"	2"	012247	12
48	.0760	1"	2"	012248	12
49	.0730	1"	2"	012249	12
50	.0700	1"	2"	012250	12
51	.0670	1"	2"	012251	12
52	.0635	7/8"	1-7/8"	012252	12
53	.0595	7/8"	1-7/8"	012253	12
54	.0550	7/8"	1-7/8"	012254	12
55	.0520	7/8"	1-7/8"	012255	12
56	.0465	3/4"	1-3/4"	012256	12
57	.0430	3/4"	1-3/4"	012257	12
58	.0420	11/16"	1-5/8"	012258	12
59	.0410	11/16"	1-5/8"	012259	12
60	.0400	11/16"	1-5/8"	012260	12

Size	Decimal Equivalent	Flute Length	Overall Length	T2B Packaging: Bulk	
				Order No.	Pkg Qty
1	.2280	2-5/8"	3-7/8"	012201.20	288
2	.2210	2-5/8"	3-7/8"	012202.20	288
6	.2040	2-1/2"	3-3/4"	012206.20	288
7	.2010	2-7/16"	3-5/8"	012207.20	288
10	.1935	2-7/16"	3-5/8"	012210.20	288
16	.1770	2-3/16"	3-3/8"	012216.20	288
20	.1610	2-1/8"	3-1/4"	012220.20	288
21	.1590	2-1/8"	3-1/4"	012221.20	288
25	.1495	1-7/8"	3"	012225.20	288
28	.1405	1-3/4"	2-7/8"	012228.20	288
29	.1360	1-3/4"	2-7/8"	012229.20	288
30	.1285	1-5/8"	2-3/4"	012230.20	288
31	.1200	1-5/8"	2-3/4"	012231.20	288
36	.1065	1-7/16"	2-1/2"	012236.20	288
40	.0980	1-3/8"	2-3/8"	012240.20	288
52	.0635	7/8"	1-7/8"	012252.20	288
53	.0595	7/8"	1-7/8"	012253.20	288
54	.0550	7/8"	1-7/8"	012254.20	288
55	.0520	7/8"	1-7/8"	012255.20	288
56	.0465	3/4"	1-3/4"	012256.20	288
57	.0430	3/4"	1-3/4"	012257.20	288
58	.0420	11/16"	1-5/8"	012258.20	288
59	.0410	11/16"	1-5/8"	012259.20	288

Size	Decimal Equivalent	Flute Length	Overall Length	T3B Packaging: Tube	
				Order No.	Pkg Qty
A	.2340	2-5/8"	3-7/8"	013201	12
B	.2380	2-3/4"	4"	013202	12
C	.2420	2-3/4"	4"	013203	12
D	.2460	2-3/4"	4"	013204	12
E	.2500	2-3/4"	4"	013205	12
F	.2570	2-7/8"	4-1/8"	013206	12
G	.2610	2-7/8"	4-1/8"	013207	12
H	.2660	2-7/8"	4-1/8"	013208	12
I	.2720	2-7/8"	4-1/8"	013209	12
J	.2770	2-7/8"	4-1/8"	013210	12
K	.2810	2-15/16"	4-1/4"	013211	12
L	.2900	2-15/16"	4-1/4"	013212	12
M	.2950	3-1/16"	4-3/8"	013213	12
N	.3020	3-1/16"	4-3/8"	013214	12
O	.3160	3-3/16"	4-1/2"	013215	6
P	.3230	3-5/16"	4-5/8"	013216	6
Q	.3320	3-7/16"	4-3/4"	013217	6
R	.3390	3-7/16"	4-3/4"	013218	6
S	.3480	3-1/2"	4-7/8"	013219	6
T	.3580	3-1/2"	4-7/8"	013220	6
U	.3680	3-5/8"	5"	013221	6
V	.3770	3-5/8"	5"	013222	6
W	.3860	3-3/4"	5-1/8"	013223	6
X	.3970	3-3/4"	5-1/8"	013224	6
Y	.4040	3-7/8"	5-1/4"	013225	6
Z	.4130	3-7/8"	5-1/4"	013226	6

# GENERAL PURPOSE JOBBER LENGTH DRILLS

## T1 - BP1 - T2 - T3 - MM1 SERIES

### GENERAL PURPOSE HIGH SPEED STEEL

118° Point  
Bright Finish




Size	Decimal Equivalent	Flute Length	Overall Length	T1 Packaging: Tube		T1 Packaging: Bulk		BP1 Packaging: Card	
				Order No.	Pkg Qty	Order No.	Pkg Qty	Order No.	Pkg Qty
1/64"	.0156	3/16"	3/4"	011001	12	-	-	-	-
1/32"	.0312	1/2"	1-3/8"	011002	12	011002.20	288	-	-
3/64"	.0469	3/4"	1-3/4"	011003	12	011003.20	288	-	-
1/16"	.0625	7/8"	1-7/8"	011004	12	011004.20	288	011604	1
5/64"	.0781	1"	2"	011005	12	011005.20	288	011605	1
3/32"	.0938	1-1/4"	2-1/4"	011006	12	011006.20	288	011606	1
7/64"	.1094	1-1/2"	2-5/8"	011007	12	011007.20	288	011607	1
1/8"	.1250	1-5/8"	2-3/4"	011008	12	011008.20	288	011608	1
9/64"	.1406	1-3/4"	2-7/8"	011009	12	011009.20	288	011609	1
5/32"	.1562	2"	3-1/8"	011010	12	011010.20	288	011610	1
11/64"	.1719	2-1/8"	3-1/4"	011011	12	011011.20	288	011611	1
3/16"	.1875	2-5/16"	3-1/2"	011012	12	011012.20	288	011612	1
13/64"	.2031	2-7/16"	3-5/8"	011013	12	011013.20	288	011613	1
7/32"	.2188	2-1/2"	3-3/4"	011014	12	011014.20	288	011614	1
15/64"	.2344	2-5/8"	3-7/8"	011015	12	011015.20	288	011615	1
1/4"	.2500	2-3/4"	4"	011016	12	011016.20	288	011616	1
17/64"	.2656	2-7/8"	4-1/8"	011017	12	011017.20	144	011617	1
9/32"	.2812	2-15/16"	4-1/4"	011018	12	011018.20	144	011618	1
19/64"	.2969	3-1/16"	4-3/8"	011019	12	011019.20	144	011619	1
5/16"	.3125	3-3/16"	4-1/2"	011020	6	011020.20	144	011620	1
21/64"	.3281	3-5/16"	4-5/8"	011021	6	011021.20	144	011621	1
11/32"	.3438	3-7/16"	4-3/4"	011022	6	011022.20	144	011622	1
23/64"	.3594	3-1/2"	4-7/8"	011023	6	011023.20	144	011623	1
3/8"	.3750	3-5/8"	5"	011024	6	011024.20	144	011624	1
25/64"	.3906	3-3/4"	5-1/8"	011025	6	011025.20	144	011625	1
13/32"	.4062	3-7/8"	5-1/4"	011026	6	011026.20	144	011626	1
27/64"	.4219	3-15/16"	5-3/8"	011027	6	011027.20	144	011627	1
7/16"	.4375	4-1/16"	5-1/2"	011028	6	011028.20	144	011628	1
29/64"	.4531	4-3/16"	5-5/8"	011029	6	011029.20	144	011629	1
15/32"	.4688	4-5/16"	5-3/4"	011030	6	011030.20	144	011630	1
31/64"	.4844	4-3/8"	5-7/8"	011031	6	011031.20	144	011631	1
1/2"	.5000	4-1/2"	6"	011032	6	011032.20	144	011632	1



© toolsbydesign

Corresponding Sets				
Style	Description	Pieces	Size Range	Order No.
SAD13	Select-A-Drill	13 Piece	1/16"-1/4" by 64 <sup>ths</sup>	090490
SAD21	Select-A-Drill	21 Piece	1/16"-3/8" by 64 <sup>ths</sup>	090491
T14P*	Metal Index	14 Piece	1/16", 5/64", 3/32", 7/64", 1/8", 9/64", 5/32, 3/16", 7/32", 1/4"* 5/16", 3/8", 7/16", 1/2"	090614
T17	Metal Index	29 Piece	1/16"-1/2" by 64 <sup>ths</sup>	090517
T18	Metal Index	15 Piece	1/16"-1/2" by 32 <sup>nds</sup>	090518
T19	Metal Index	13 Piece	1/16"-1/4" by 64 <sup>ths</sup>	090519
T180	Metal Index	21 Piece	1/16"-3/8" by 64 <sup>ths</sup>	090580
T123	Metal Index	115 Piece	1/16"-1/2" by 64 <sup>ths</sup> , #1-#60, A-Z	090560
T829B*	Metal Index	29 Piece	1/16"-1/2" by 64 <sup>ths</sup>	099833

\*Sizes over 1/4" are 1/4" reduced shank





**T2 SERIES (CONTINUED)**



**DRILLS**

**GENERAL PURPOSE  
JOBBER LENGTH DRILLS**

Size	Decimal Equivalent	Flute Length	Overall Length	T2 Packaging: Tube	
				Order No.	Pkg Qty
1	.2280	2-5/8"	3-7/8"	012001	12
2	.2210	2-5/8"	3-7/8"	012002	12
3	.2130	2-1/2"	3-3/4"	012003	12
4	.2090	2-1/2"	3-3/4"	012004	12
5	.2055	2-1/2"	3-3/4"	012005	12
6	.2040	2-1/2"	3-3/4"	012006	12
7	.2010	2-7/16"	3-5/8"	012007	12
8	.1990	2-7/16"	3-5/8"	012008	12
9	.1960	2-7/16"	3-5/8"	012009	12
10	.1935	2-7/16"	3-5/8"	012010	12
11	.1910	2-5/16"	3-1/2"	012011	12
12	.1890	2-5/16"	3-1/2"	012012	12
13	.1850	2-5/16"	3-1/2"	012013	12
14	.1820	2-3/16"	3-3/8"	012014	12
15	.1800	2-3/16"	3-3/8"	012015	12
16	.1770	2-3/16"	3-3/8"	012016	12
17	.1730	2-3/16"	3-3/8"	012017	12
18	.1695	2-1/8"	3-1/4"	012018	12
19	.1660	2-1/8"	3-1/4"	012019	12
20	.1610	2-1/8"	3-1/4"	012020	12
21	.1590	2-1/8"	3-1/4"	012021	12
22	.1570	2"	3-1/8"	012022	12
23	.1540	2"	3-1/8"	012023	12
24	.1520	2"	3-1/8"	012024	12
25	.1495	1-7/8"	3"	012025	12
26	.1470	1-7/8"	3"	012026	12
27	.1440	1-7/8"	3"	012027	12
28	.1405	1-3/4"	2-7/8"	012028	12
29	.1405	1-3/4"	2-7/8"	012029	12
30	.1285	1-5/8"	2-3/4"	012030	12
31	.1200	1-5/8"	2-3/4"	012031	12
32	.1160	1-5/8"	2-3/4"	012032	12
33	.1130	1-1/2"	2-5/8"	012033	12
34	.1110	1-1/2"	2-5/8"	012034	12
35	.1100	1-1/2"	2-5/8"	012035	12
36	.1065	1-7/16"	2-1/2"	012036	12
37	.1040	1-7/16"	2-1/2"	012037	12
38	.1015	1-7/16"	2-1/2"	012038	12
39	.0995	1-3/8"	2-3/8"	012039	12
40	.0980	1-3/8"	2-3/8"	012040	12
41	.0960	1-3/8"	2-3/8"	012041	12
42	.0935	1-1/4"	2-1/4"	012042	12
43	.0890	1-1/4"	2-1/4"	012043	12
44	.0860	1-1/8"	2-1/8"	012044	12
45	.0820	1-1/8"	2-1/8"	012045	12
46	.0810	1-1/8"	2-1/8"	012046	12
47	.0785	1"	2"	012047	12
48	.0760	1"	2"	012048	12
49	.0730	1"	2"	012049	12
50	.0700	1"	2"	012050	12
51	.0670	1"	2"	012051	12
52	.0635	7/8"	1-7/8"	012052	12
53	.0595	7/8"	1-7/8"	012053	12
54	.0550	7/8"	1-7/8"	012054	12
55	.0520	7/8"	1-7/8"	012055	12
56	.0465	3/4"	1-3/4"	012056	12
57	.0430	3/4"	1-3/4"	012057	12
58	.0420	11/16"	1-5/8"	012058	12
59	.0410	11/16"	1-5/8"	012059	12
60	.0400	11/16"	1-5/8"	012060	12
61	.0390	11/16"	1-5/8"	012061	12

Size	Decimal Equivalent	Flute Length	Overall Length	T2 Packaging: Bulk	
				Order No.	Pkg Qty
62	.0380	5/8"	1-1/2"	012062	12
63	.0370	5/8"	1-1/2"	012063	12
64	.0360	5/8"	1-1/2"	012064	12
65	.0350	5/8"	1-1/2"	012065	12
66	.0330	1/2"	1-3/8"	012066	12
67	.0320	1/2"	1-3/8"	012067	12
68	.0310	1/2"	1-3/8"	012068	12
69	.0292	1/2"	1-3/8"	012069	12
70	.0280	3/8"	1-1/4"	012070	12
71	.0260	3/8"	1-1/4"	012071	12
72	.0250	5/16"	1-1/8"	012072	12
73	.0240	5/16"	1-1/8"	012073	12
74	.0225	1/4"	1"	012074	12
75	.0210	1/4"	1"	012075	12
76	.0200	3/16"	7/8"	012076	12
77	.0180	3/16"	7/8"	012077	12
78	.0160	3/16"	7/8"	012078	12
79	.0145	1/8"	3/4"	012079	12
80	.0135	1/8"	3/4"	012080	12

Size	Decimal Equivalent	Flute Length	Overall Length	T2 Packaging: Bulk	
				Order No.	Pkg Qty
7	.2010	2-7/16"	3-5/8"	012007.20	288
10	.1935	2-7/16"	3-5/8"	012010.20	288
21	.1590	2-1/8"	3-1/4"	012021.20	288
25	.1495	1-7/8"	3"	012025.20	288
29	.1360	1-3/4"	2-7/8"	012029.20	288
31	.1200	1-5/8"	2-3/4"	012031.20	288
32	.1160	1-5/8"	2-3/4"	012032.20	288
35	.1100	1-1/2"	2-5/8"	012035.20	288
36	.1065	1-7/16"	2-1/2"	012036.20	288
44	.0860	1-1/8"	2-1/8"	012044.20	288
50	.0700	1"	2"	012050.20	288
53	.0595	7/8"	1-7/8"	012053.20	288
54	.0550	7/8"	1-7/8"	012054.20	288
55	.0520	7/8"	1-7/8"	012055.20	288
56	.0465	3/4"	1-3/4"	012056.20	288
58	.0420	11/16"	1-5/8"	012058.20	288
60	.0400	11/16"	1-5/8"	012060.20	288

Corresponding Sets				
Style	Description	Pieces	Size Range	Order No.
T22	Metal Index	60 Piece	#1- #60	090522
T23	Metal Index	20 Piece	#61- #80	090523
T123	Metal Index	115 Piece	1/16"-1/2" by 64 <sup>ths</sup> , #1- #60, A-Z	090560

**T3 - MM1 SERIES (CONTINUED)**

**GENERAL PURPOSE  
JOBBER LENGTH DRILLS**



**T1 - BP1 - T2 - T3 - MM1 SERIES**

**GENERAL PURPOSE HIGH SPEED STEEL**

118° Point  
Bright Finish



Size	Decimal Equivalent	Flute Length	Overall Length	T3 Packaging: Tube	
				Order No.	Pkg Qty
A	.2340	2-5/8"	3-7/8"	013001	12
B	.2380	2-3/4"	4"	013002	12
C	.2420	2-3/4"	4"	013003	12
D	.2460	2-3/4"	4"	013004	12
E	.2500	2-3/4"	4"	013005	12
F	.2570	2-7/8"	4-1/8"	013006	12
G	.2610	2-7/8"	4-1/8"	013007	12
H	.2660	2-7/8"	4-1/8"	013008	12
I	.2720	2-7/8"	4-1/8"	013009	12
J	.2770	2-7/8"	4-1/8"	013010	12
K	.2810	2-15/16"	4-1/4"	013011	12
L	.2900	2-15/16"	4-1/4"	013012	12
M	.2950	3-1/16"	4-3/8"	013013	12
N	.3020	3-1/16"	4-3/8"	013014	12
O	.3160	3-3/16"	4-1/2"	013015	6
P	.3230	3-5/16"	4-5/8"	013016	6
Q	.3320	3-7/16"	4-3/4"	013017	6
R	.3390	3-7/16"	4-3/4"	013018	6
S	.3480	3-1/2"	4-7/8"	013019	6
T	.3580	3-1/2"	4-7/8"	013020	6
U	.3680	3-5/8"	5"	013021	6
V	.3770	3-5/8"	5"	013022	6
W	.3860	3-3/4"	5-1/8"	013023	6
X	.3970	3-3/4"	5-1/8"	013024	6
Y	.4040	3-7/8"	5-1/4"	013025	6
Z	.4130	3-7/8"	5-1/4"	013026	6

Size	Decimal Equivalent	Flute Length	Overall Length	MM1 Packaging: Tube	
				Order No.	Pkg Qty
1.00	.0394	17	41	013910	12
1.20	.0472	22	48	013912	12
1.50	.0591	22	48	013915	12
2.00	.0787	25	51	013920	12
2.50	.0984	35	60	013925	12
3.00	.1181	41	70	013930	12
3.30	.1299	44	73	013933	12
3.50	.1378	44	73	013935	12
4.00	.1575	54	83	013940	12
4.20	.1654	54	83	013942	12
4.50	.1772	56	86	013945	12
5.00	.1969	62	92	013950	12
5.10	.2008	62	92	013951	12
5.30	.2087	64	95	013953	12
5.50	.2165	64	95	013955	12
6.00	.2362	70	102	013960	12
6.50	.2559	73	105	013965	12
6.90	.2717	73	105	013969	6
7.00	.2756	73	105	013970	6
7.20	.2835	75	108	013972	6
7.50	.2953	78	111	013975	6
8.00	.3150	81	114	013980	6
8.30	.3268	84	117	013983	6
8.50	.3346	87	121	013985	6
9.00	.3543	89	124	013990	6
10.00	.3937	95	130	013800	6
10.50	.4134	98	133	013805	6
11.00	.4331	103	140	013810	6
11.50	.4528	106	143	013811	6
12.00	.4724	111	149	013812	6
12.50	.4921	114	152	013813	6
13.00	.5118	114	152	013814	1

Corresponding Sets				
Style	Description	Pieces	Size Range	Order No.
T123	Metal Index	115 Piece	1/16"-1/2" by 64 <sup>ths</sup> , #1- #60, A-Z	090560

**T8 - BP8 SERIES**

**HIGH SPEED STEEL**

118° Point  
Bright Finish  
3/8" Reduced Shank



Size	Decimal Equivalent	Flute Length	Overall Length	T8 Packaging: Tube		BP8 Packaging: Tube	
				Order No.	Pkg Qty	Order No.	Pkg Qty
25/64"	.3906	3-3/4"	5-1/8"	091825	6	-	-
13/32"	.4062	3-7/8"	5-1/4"	091826	6	-	-
27/64"	.4219	3-15/16"	5-3/8"	091827	6	-	-
7/16"	.4375	4-1/16"	5-1/2"	091828	6	091928	1
29/64"	.4531	4-3/16"	5-5/8"	091829	6	-	-
15/32"	.4688	4-5/16"	5-3/4"	091830	6	-	-
31/64"	.4844	4-3/8"	5-7/8"	091831	6	-	-
1/2"	.5000	4-1/2"	6"	091832	6	091932	1

Corresponding Sets				
Style	Description	Pieces	Size Range	Order No.
T815	Metal Index	15 Piece	1/16"-1/2" by 32 <sup>nds</sup>	090815
T829	Metal Index	29 Piece	1/16"-1/2" by 64 <sup>ths</sup>	090829





**T**  
**TRIUMPH**  
**TWIST DRILL CO.**  
A DIVISION OF MINNESOTA TWIST DRILL



## GENERAL PURPOSE LEFT HAND JOBBER LENGTH DRILLS

Used in close center multiple spindle gear driven drilling heads, where adjacent spindles operate alternately left and right hand. They are also used in left hand screw machines. Can be used to drill out broken bolts.

- ▷ *Left-handed flutes and cutting edges allow for counter-clockwise drilling*
- ▷ *Easy removal of broken bolts*
- ▷ *Bright finish for increased lubricity when drilling softer materials*

### T1L SERIES

#### GENERAL PURPOSE HIGH SPEED STEEL


118° Point

Bright Finish



Size	Decimal Equivalent	Flute Length	Overall Length	T1L Packaging: Tube	
				Order No.	Pkg Qty
1/16"	.0625	7/8"	1-7/8"	011104	12
5/64"	.0781	1"	2"	011105	12
3/32"	.0938	1-1/4"	2-1/4"	011106	12
7/64"	.1094	1-1/2"	2-5/8"	011107	12
1/8"	.1250	1-5/8"	2-3/4"	011108	12
9/64"	.1406	1-3/4"	2-7/8"	011109	12
5/32"	.1562	2"	3-1/8"	011110	12
11/64"	.1719	2-1/8"	3-1/4"	011111	12
3/16"	.1875	2-5/16"	3-1/2"	011112	12
13/64"	.2031	2-7/16"	3-5/8"	011113	12
7/32"	.2188	2-1/2"	3-3/4"	011114	12
15/64"	.2344	2-5/8"	3-7/8"	011115	12
1/4"	.2500	2-3/4"	4"	011116	12
17/64"	.2656	2-7/8"	4-1/8"	011117	12
9/32"	.2812	2-15/16"	4-1/4"	011118	12
19/64"	.2969	3-1/16"	4-3/8"	011119	12
5/16"	.3125	3-3/16"	4-1/2"	011120	6
21/64"	.3281	3-5/16"	4-5/8"	011121	6
11/32"	.3438	3-7/16"	4-3/4"	011122	6
23/64"	.3594	3-1/2"	4-7/8"	011123	6
3/8"	.3750	3-5/8"	5"	011124	6
25/64"	.3906	3-3/4"	5-1/8"	011125	6
13/32"	.4062	3-7/8"	5-1/4"	011126	6
27/64"	.4219	3-15/16"	5-3/8"	011127	6
7/16"	.4375	4-1/16"	5-1/2"	011128	6
29/64"	.4531	4-3/16"	5-5/8"	011129	6
15/32"	.4688	4-5/16"	5-3/4"	011130	6
31/64"	.4844	4-3/8"	5-7/8"	011131	6
1/2"	.5000	4-1/2"	6"	011132	6

Corresponding Sets				
Style	Description	Pieces	Size Range	Order No.
T17L	Metal Index	29 Piece	1/16"-1/2" by 64 <sup>ths</sup>	011199



### Tech tip!

*Left-handed drill bits can be used to drill out broken bolts.*



## GENERAL PURPOSE LEFT HAND JOBBER LENGTH DRILLS

Used in close center multiple spindle gear driven drilling heads, where adjacent spindles operate alternately left and right hand. They are also used in left hand screw machines. Can be used to drill out broken bolts.

- ▷ *Left-handed flutes and cutting edges allow for counter-clockwise drilling*
- ▷ *Easy removal of broken bolts*
- ▷ *Bright finish for increased lubricity when drilling softer materials*

### 200LH SERIES

#### GENERAL PURPOSE HIGH SPEED STEEL

118° Point / Straight Shank

Fractional / Bright



200LH

Size	Flute Length	Overall Length	200LH Order No.
1/16"	7/8"	1-7/8"	200LH104
5/64"	1"	2"	200LH105
3/32"	1-1/4"	2-1/4"	200LH106
7/64"	1-1/2"	2-5/8"	200LH107
1/8"	1-5/8"	2-3/4"	200LH108
9/64"	1-3/4"	2-7/8"	200LH109
5/32"	2"	3-1/8"	200LH110
11/64"	2-1/8"	3-1/4"	200LH111
3/16"	2-5/16"	3-1/2"	200LH112
13/64"	2-7/16"	3-5/8"	200LH113
7/32"	2-1/2"	3-3/4"	200LH114
15/64"	2-5/8"	3-7/8"	200LH115
1/4"	2-3/4"	4"	200LH116
17/64"	2-7/8"	4-1/8"	200LH117
9/32"	2-15/16"	4-1/4"	200LH118

Size	Flute Length	Overall Length	200LH Order No.
19/64"	3-1/16"	4-3/8"	200LH119
5/16"	3-3/16"	4-1/2"	200LH120
21/64"	3-5/16"	4-5/8"	200LH121
11/32"	3-7/16"	4-3/4"	200LH122
23/64"	3-1/2"	4-7/8"	200LH123
3/8"	3-5/8"	5"	200LH124
25/64"	3-3/4"	5-1/8"	200LH125
13/32"	3-7/8"	5-1/4"	200LH126
27/64"	3-15/16"	5-3/8"	200LH127
7/16"	4-1/16"	5-1/2"	200LH128
29/64"	4-3/16"	5-5/8"	200LH129
15/32"	4-5/16"	5-3/4"	200LH130
31/64"	4-3/8"	5-7/8"	200LH131
1/2"	4-1/2"	6"	200LH132



200LH29

Corresponding Sets		
No. of Pcs.	Description	Order No.
<b>200LH Series Left Hand Jobber Drill Sets</b>		
13	1/16" - 1/4" by 64 <sup>ths</sup>	200LH13
15	1/16" - 1/2" by 32 <sup>nds</sup>	200LH15
21	1/16" - 3/8" by 64 <sup>ths</sup>	200LH21
21	1/16" - 1/4" by 64 <sup>ths</sup> & 9/32" - 1/2" by 32 <sup>nds</sup>	200LH21V
29	1/16" - 1/2" by 64 <sup>ths</sup>	200LH29

# HEAVY-DUTY JOBBER LENGTH DRILLS



Designed for efficient drilling in stainless steel and tougher ferrous materials.

- ▷ The 135° split point reduces the thrust requirements and minimizes "walking"
- ▷ NAS Type B
- ▷ Black oxide surface treatment for increased wear resistance and lubricity
- ▷ Available in bulk packaging

## 400 SERIES

**HEAVY-DUTY HIGH SPEED STEEL**  
135° Split Point / Straight Shank  
Fractional / Black Oxide



400

Size	Flute Length	Overall Length	400 Order No.
1/16"	7/8"	1-7/8"	400A104
5/64"	1"	2"	400A105
3/32"	1-1/4"	2-1/4"	400A106
7/64"	1-1/2"	2-5/8"	400A107
1/8"	1-5/8"	2-3/4"	400A108
9/64"	1-3/4"	2-7/8"	400A109
5/32"	2"	3-1/8"	400A110
11/64"	2-1/8"	3-1/4"	400A111
3/16"	2-5/16"	3-1/2"	400A112
13/64"	2-7/16"	3-5/8"	400A113
7/32"	2-1/2"	3-3/4"	400A114
15/64"	2-5/8"	3-7/8"	400A115
1/4"	2-3/4"	4"	400A116
17/64"	2-7/8"	4-1/8"	400A117
9/32"	2-15/16"	4-1/4"	400A118

Size	Flute Length	Overall Length	400 Order No.
19/64"	3-1/16"	4-3/8"	400A119
5/16"	3-3/16"	4-1/2"	400A120
21/64"	3-5/16"	4-5/8"	400A121
11/32"	3-7/16"	4-3/4"	400A122
23/64"	3-1/2"	4-7/8"	400A123
3/8"	3-5/8"	5"	400A124
25/64"	3-3/4"	5-1/8"	400A125
13/32"	3-7/8"	5-1/4"	400A126
27/64"	3-15/16"	5-3/8"	400A127
7/16"	4-1/16"	5-1/2"	400A128
29/64"	4-3/16"	5-5/8"	400A129
15/32"	4-5/16"	5-3/4"	400A130
31/64"	4-3/8"	5-7/8"	400A131
1/2"	4-1/2"	6"	400A132

1/16" thru 19/64" - 12 per pack, 5/16" thru 1/2" - 6 per pack

Sizes	Bulk Quantity
1/16" - 1/8" & #60 - #30	504
9/64" - 13/64" & #29 - #6	252
7/32" - 5/16" & #5 - #1 & A - N	132
21/64" - 1/2" & 0 - Z	72

## 440 SERIES

**HEAVY-DUTY HIGH SPEED STEEL**  
135° Split Point / Straight Shank  
Letter / Black Oxide



440

Size	Flute Length	Overall Length	440 Order No.
A	2-5/8"	3-7/8"	440A501
B	2-3/4"	4"	440A502
C	2-3/4"	4"	440A503
D	2-3/4"	4"	440A504
E	2-3/4"	4"	440A505
F	2-7/8"	4-1/8"	440A506
G	2-7/8"	4-1/8"	440A507
H	2-7/8"	4-1/8"	440A508
I	2-7/8"	4-1/8"	440A509
J	2-7/8"	4-1/8"	440A510
K	2-15/16"	4-1/4"	440A511
L	2-15/16"	4-1/4"	440A512
M	3-1/16"	4-3/8"	440A513

Size	Flute Length	Overall Length	440 Order No.
N	3-1/16"	4-3/8"	440A514
O	3-3/16"	4-1/2"	440A515
P	3-5/16"	4-5/8"	440A516
Q	3-7/16"	4-3/4"	440A517
R	3-7/16"	4-3/4"	440A518
S	3-1/2"	4-7/8"	440A519
T	3-1/2"	4-7/8"	440A520
U	3-5/8"	5"	440A521
V	3-5/8"	5"	440A522
W	3-3/4"	5-1/8"	440A523
X	3-3/4"	5-1/8"	440A524
Y	3-7/8"	5-1/4"	440A525
Z	3-7/8"	5-1/4"	440A526

"A" thru "L" - 12 per pack, "M" thru "Z" - 6 per pack

Sizes	Bulk Quantity
1/16" - 1/8" & #60 - #30	504
9/64" - 13/64" & #29 - #6	252
7/32" - 5/16" & #5 - #1 & A - N	132
21/64" - 1/2" & 0 - Z	72

# HEAVY-DUTY JOBBER LENGTH DRILLS

## 480 SERIES

### HEAVY-DUTY HIGH SPEED STEEL

135° Split Point / Straight Shank

Number / Black Oxide



480

Size	Flute Length	Overall Length	480 Order No.
1	2-5/8"	3-7/8"	480A001
2	2-1/2"	3-7/8"	480A002
3	2-1/2"	3-3/4"	480A003
4	2-1/2"	3-3/4"	480A004
5	2-1/2"	3-3/4"	480A005
6	2-1/2"	3-3/4"	480A006
7	2-7/16"	3-5/8"	480A007
8	2-7/16"	3-5/8"	480A008
9	2-7/16"	3-5/8"	480A009
10	2-7/16"	3-5/8"	480A010
11	2-5/16"	3-1/2"	480A011
12	2-5/16"	3-1/2"	480A012
13	2-5/16"	3-1/2"	480A013
14	2-3/16"	3-3/8"	480A014
15	2-3/16"	3-3/8"	480A015
16	2-3/16"	3-3/8"	480A016
17	2-3/16"	3-3/8"	480A017
18	2-1/8"	3-1/4"	480A018
19	2-1/8"	3-1/4"	480A019
20	2-1/8"	3-1/4"	480A020
21	2-1/8"	3-1/4"	480A021
22	2"	3-1/8"	480A022
23	2"	3-1/8"	480A023
24	2"	3-1/8"	480A024
25	1-7/8"	3"	480A025
26	1-7/8"	3"	480A026
27	1-7/8"	3"	480A027
28	1-3/4"	2-7/8"	480A028
29	1-3/4"	2-7/8"	480A029
30	1-5/8"	2-3/4"	480A030

Size	Flute Length	Overall Length	480 Order No.
31	1-5/8"	2-3/4"	480A031
32	1-5/8"	2-3/4"	480A032
33	1-1/2"	2-5/8"	480A033
34	1-1/2"	2-5/8"	480A034
35	1-1/2"	2-5/8"	480A035
36	1-7/16"	2-1/2"	480A036
37	1-7/16"	2-1/2"	480A037
38	1-7/16"	2-1/2"	480A038
39	1-3/8"	2-3/8"	480A039
40	1-3/8"	2-3/8"	480A040
41	1-3/8"	2-3/8"	480A041
42	1-1/4"	2-1/4"	480A042
43	1-1/4"	2-1/4"	480A043
44	1-1/8"	2-1/8"	480A044
45	1-1/8"	2-1/8"	480A045
46	1-1/8"	2-1/8"	480A046
47	1"	2"	480A047
48	1"	2"	480A048
49	1"	2"	480A049
50	1"	2"	480A050
51	1"	2"	480A051
52	7/8"	1-7/8"	480A052
53*	7/8"	1-7/8"	480A053
54*	7/8"	1-7/8"	480A054
55*	7/8"	1-7/8"	480A055
56*	3/4"	1-3/4"	480A056
57*	3/4"	1-3/4"	480A057
58*	11/16"	1-5/8"	480A058
59*	11/16"	1-5/8"	480A059
60*	11/16"	1-5/8"	480A060

\* Not Split Point

#1 thru #60 - 12 per pack

Corresponding Sets		
No. of Pcs.	Description	Order No.
<b>400/440/480 &amp; 400E Series Heavy-Duty Jobber Drill Sets</b>		
13	1/16" - 1/4" by 64 <sup>ths</sup>	400HD13
15	1/16" - 1/2" by 32 <sup>nds</sup>	400HD15
19	Maintenance Set - 1/16, 5/64, 3/32, 1/8, #29, #25, 5/32, #21, 3/16, #7, 7/32, 1/4, F, 5/16, U, 3/8, 27/64, 7/16, 1/2	400A19
21	1/16" - 3/8" by 64 <sup>ths</sup>	400HD21
21	1/16" - 1/4" by 64 <sup>ths</sup> & 9/32" - 1/2" by 32 <sup>nds</sup>	400HD21V
26	A - Z	400HD26
29	1/16" - 1/2" by 64 <sup>ths</sup>	400HD29
29	DRILL PAL 1/16" - 1/2" by 64 <sup>ths</sup>	400AW29
60	#1 - #60	400HD60
115	1/16" - 1/2" by 64 <sup>ths</sup> , #1 - 60, A - Z	400HD0115
13	1/16" - 1/4" by 64 <sup>ths</sup>	400HDE13
15	1/16" - 1/2" by 32 <sup>nds</sup>	400HDE15
21	1/16" - 3/8" by 64 <sup>ths</sup>	400HDE21
21	1/16" - 1/4" by 64 <sup>ths</sup> & 9/32" - 1/2" by 32 <sup>nds</sup>	400HDE21V
29	1/16" - 1/2" by 64 <sup>ths</sup>	400HDE29
29	DRILL PAL 1/16" - 1/2" by 64 <sup>ths</sup>	400EW29

Sizes	Bulk Quantity
1/16" - 1/8" & #60 - #30	504
9/64" - 13/64" & #29 - #6	252
7/32" - 5/16" & #5 - #1 & A - N	132
21/64" - 1/2" & 0 - Z	72



400HD21

# HEAVY-DUTY JOBBER LENGTH DRILLS



The heavy-duty construction affords efficient drilling in medium strength alloy materials. The split point reduces the thrust requirements and minimizes "walking". A black oxide surface treatment improves tool life.

- ▷ Heavy-duty 135° Split Point minimizes "walking"
- ▷ Black oxide surface treatment for increased wear resistance
- ▷ A multi-purpose heavy-duty drill bit

## T1D - T2D - T3D SERIES

### HEAVY-DUTY HIGH SPEED STEEL

135° Split Point  
Black Oxide



Size	Decimal Equivalent	Flute Length	Overall Length	T1D Packaging: Tube		T1D Packaging: Bulk	
				Order No.	Pkg Qty	Order No.	Pkg Qty
1/16"	.0625	7/8"	1-7/8"	011404	12	011404.20	288
5/64"	.0781	1"	2"	011405	12	011405.20	288
3/32"	.0938	1-1/4"	2-1/4"	011406	12	011406.20	288
7/64"	.1094	1-1/2"	2-5/8"	011407	12	011407.20	288
1/8"	.1250	1-5/8"	2-3/4"	011408	12	011408.20	288
9/64"	.1406	1-3/4"	2-7/8"	011409	12		288
5/32"	.1562	2"	3-1/8"	011410	12	011410.20	288
11/64"	.1719	2-1/8"	3-1/4"	011411	12	011411.20	288
3/16"	.1875	2-5/16"	3-1/2"	011412	12	011412.20	288
13/64"	.2031	2-7/16"	3-5/8"	011413	12	011413.20	288
7/32"	.2188	2-1/2"	3-3/4"	011414	12	011414.20	288
15/64"	.2344	2-5/8"	3-7/8"	011415	12	011415.20	288
1/4"	.2500	2-3/4"	4"	011416	12	011416.20	288
17/64"	.2656	2-7/8"	4-1/8"	011417	12	011417.20	288
9/32"	.2812	2-15/16"	4-1/4"	011418	12	011418.20	144
19/64"	.2969	3-1/16"	4-3/8"	011419	12	011419.20	144
5/16"	.3125	3-3/16"	4-1/2"	011420	6	011420.20	144
21/64"	.3281	3-5/16"	4-5/8"	011421	6	011421.20	144
11/32"	.3438	3-7/16"	4-3/4"	011422	6	011422.20	144
23/64"	.3594	3-1/2"	4-7/8"	011423	6	011423.20	144
3/8"	.3750	3-5/8"	5"	011424	6	011424.20	144
25/64"	.3906	3-3/4"	5-1/8"	011425	6	011425.20	144
13/32"	.4062	3-7/8"	5-1/4"	011426	6	011426.20	144
27/64"	.4219	3-15/16"	5-3/8"	011427	6	011427.20	144
7/16"	.4375	4-1/16"	5-1/2"	011428	6	011428.20	144
29/64"	.4531	4-3/16"	5-5/8"	011429	6	011429.20	144
15/32"	.4688	4-5/16"	5-3/4"	011430	6	011430.20	144
31/64"	.4844	4-3/8"	5-7/8"	011431	6	011431.20	144
1/2"	.5000	4-1/2"	6"	011432	6	011432.20	144



© alecstele



Corresponding Sets				
Style	Description	Pieces	Size Range	Order No.
T19D	Metal Index	13 Piece	1/16"-1/4" by 64 <sup>ths</sup>	099815
T18D	Metal Index	15 Piece	1/16"-1/2" by 32 <sup>nds</sup>	099809
T180D	Metal Index	21 Piece	1/16"-3/8" by 64 <sup>ths</sup>	099836
T17DC	Clip-On Index	29 Piece	1/16"-1/2" by 64 <sup>ths</sup>	099804
T17D	Metal Index	29 Piece	1/16"-1/2" by 64 <sup>ths</sup>	099803
T123D	Metal Index	115 Piece	1/16"-1/2" by 64 <sup>ths</sup> , #1- #60, A-Z	090561





# HEAVY-DUTY JOBBER LENGTH DRILLS

T1D - T2D - T3D SERIES

HEAVY-DUTY HIGH SPEED STEEL


135° Split Point

Black Oxide




Size	Decimal Equivalent	Flute Length	Overall Length	T2D Packaging: Tube	
				Order No.	Pkg Qty
1	.2280	2-5/8"	3-7/8"	012401	12
2	.2210	2-5/8"	3-7/8"	012402	12
3	.2130	2-1/2"	3-3/4"	012403	12
4	.2090	2-1/2"	3-3/4"	012404	12
5	.2055	2-1/2"	3-3/4"	012405	12
6	.2040	2-1/2"	3-3/4"	012406	12
7	.2010	2-7/16"	3-5/8"	012407	12
8	.1990	2-7/16"	3-5/8"	012408	12
9	.1960	2-7/16"	3-5/8"	012409	12
10	.1935	2-7/16"	3-5/8"	012410	12
11	.1910	2-5/16"	3-1/2"	012411	12
12	.1890	2-5/16"	3-1/2"	012412	12
13	.1850	2-5/16"	3-1/2"	012413	12
14	.1820	2-3/16"	3-3/8"	012414	12
15	.1800	2-3/16"	3-3/8"	012415	12
16	.1770	2-3/16"	3-3/8"	012416	12
17	.1730	2-3/16"	3-3/8"	012417	12
18	.1695	2-1/8"	3-1/4"	012418	12
19	.1660	2-1/8"	3-1/4"	012419	12
20	.1610	2-1/8"	3-1/4"	012420	12
21	.1590	2-1/8"	3-1/4"	012421	12
22	.1570	2"	3-1/8"	012422	12
23	.1540	2"	3-1/8"	012423	12
24	.1520	2"	3-1/8"	012424	12
25	.1495	1-7/8"	3"	012425	12
26	.1470	1-7/8"	3"	012426	12
27	.1440	1-7/8"	3"	012427	12
28	.1405	1-3/4"	2-7/8"	012428	12
29	.1360	1-3/4"	2-7/8"	012429	12
30	.1285	1-5/8"	2-3/4"	012430	12
31	.1200	1-5/8"	2-3/4"	012431	12
32	.1160	1-5/8"	2-3/4"	012432	12
33	.1130	1-1/2"	2-5/8"	012433	12
34	.1110	1-1/2"	2-5/8"	012434	12
35	.1100	1-1/2"	2-5/8"	012435	12
36	.1065	1-7/16"	2-1/2"	012436	12
37	.1040	1-7/16"	2-1/2"	012437	12
38	.1015	1-7/16"	2-1/2"	012438	12
39	.0995	1-3/8"	2-3/8"	012439	12
40	.0980	1-3/8"	2-3/8"	012440	12
41	.0960	1-3/8"	2-3/8"	012441	12
42	.0935	1-1/4"	2-1/4"	012442	12
43	.0890	1-1/4"	2-1/4"	012443	12
44	.0860	1-1/8"	2-1/8"	012444	12
45	.0820	1-1/8"	2-1/8"	012445	12
46	.0810	1-1/8"	2-1/8"	012446	12
47	.0785	1"	2"	012447	12
48	.0760	1"	2"	012448	12
49	.0730	1"	2"	012449	12
50	.0700	1"	2"	012450	12
51	.0670	1"	2"	012451	12
52	.0635	7/8"	1-7/8"	012452	12
53*	.0595	7/8"	1-7/8"	012453	12
54*	.0550	7/8"	1-7/8"	012454	12
55*	.0520	7/8"	1-7/8"	012455	12
56*	.0465	3/4"	1-3/4"	012456	12
57*	.0430	3/4"	1-3/4"	012457	12
58*	.0420	11/16"	1-5/8"	012458	12
59*	.0410	11/16"	1-5/8"	012459	12
60*	.0400	11/16"	1-5/8"	012460	12

Size	Decimal Equivalent	Flute Length	Overall Length	T3D Packaging: Tube	
				Order No.	Pkg Qty
A	.2340	2-5/8"	3-7/8"	013401	12
B	.2380	2-3/4"	4"	013402	12
C	.2420	2-3/4"	4"	013403	12
D	.2460	2-3/4"	4"	013404	12
E	.2500	2-3/4"	4"	013405	12
F	.2570	2-7/8"	4-1/8"	013406	12
G	.2610	2-7/8"	4-1/8"	013407	12
H	.2660	2-7/8"	4-1/8"	013408	12
I	.2720	2-7/8"	4-1/8"	013409	12
J	.2770	2-7/8"	4-1/8"	013410	12
K	.2810	2-15/16"	4-1/4"	013411	12
L	.2900	2-15/16"	4-1/4"	013412	12
M	.2950	3-1/16"	4-3/8"	013413	12
N	.3020	3-1/16"	4-3/8"	013414	12
O	.3160	3-3/16"	4-1/2"	013415	6
P	.3230	3-5/16"	4-5/8"	013416	6
Q	.3320	3-7/16"	4-3/4"	013417	6
R	.3390	3-7/16"	4-3/4"	013418	6
S	.3480	3-1/2"	4-7/8"	013419	6
T	.3580	3-1/2"	4-7/8"	013420	6
U	.3680	3-5/8"	5"	013421	6
V	.3770	3-5/8"	5"	013422	6
W	.3860	3-3/4"	5-1/8"	013423	6
X	.3970	3-3/4"	5-1/8"	013424	6
Y	.4040	3-7/8"	5-1/4"	013425	6
Z	.4130	3-7/8"	5-1/4"	013426	6



© triumphtwistdrill



\*Not split point

# HEAVY-DUTY JOBBER LENGTH DRILLS



NITRO® drills (NAS Type B) offer superior performance over conventional HSS drills. 135° Split Point reduces "walking" at the drill point and makes these drills ideal for both handheld and CNC Operations.



- ▷ Heavy-duty construction increases tool life and performance
- ▷ Black & Gold surface treatment for maximum lubricity
- ▷ Usable in a wide range of materials including difficult-to-machine materials such as stainless steel
- ▷ Jobber length for extra reach
- ▷ Available in bulk packaging

## 400N SERIES

**HEAVY-DUTY HIGH SPEED STEEL**  
135° Split Point / Straight Shank  
Fractional / Black & Gold



400N


Size	Flute Length	Overall Length	400N Order No.	Blister Pack Order No.
1/16"	7/8"	1-7/8"	400N104	400N104BP
5/64"	1"	2"	400N105	400N105BP
3/32"	1-1/4"	2-1/4"	400N106	400N106BP
7/64"	1-1/2"	2-5/8"	400N107	400N107BP
1/8"	1-5/8"	2-3/4"	400N108	400N108BP
9/64"	1-3/4"	2-7/8"	400N109	400N109BP
5/32"	2"	3-1/8"	400N110	400N110BP
11/64"	2-1/8"	3-1/4"	400N111	400N111BP
3/16"	2-5/16"	3-1/2"	400N112	400N112BP
13/64"	2-7/16"	3-5/8"	400N113	400N113BP
7/32"	2-1/2"	3-3/4"	400N114	400N114BP
15/64"	2-5/8"	3-7/8"	400N115	400N115BP
1/4"	2-3/4"	4"	400N116	400N116BP
17/64"	2-7/8"	4-1/8"	400N117	400N117BP
9/32"	2-15/16"	4-1/4"	400N118	400N118BP

Size	Flute Length	Overall Length	400N Order No.	Blister Pack Order No.
19/64"	3-1/16"	4-3/8"	400N119	400N119BP
5/16"	3-3/16"	4-1/2"	400N120	400N120BP
21/64"	3-5/16"	4-5/8"	400N121	400N121BP
11/32"	3-7/16"	4-3/4"	400N122	400N122BP
23/64"	3-1/2"	4-7/8"	400N123	400N123BP
3/8"	3-5/8"	5"	400N124	400N124BP
25/64"	3-3/4"	5-1/8"	400N125	400N125BP
13/32"	3-7/8"	5-1/4"	400N126	400N126BP
27/64"	3-15/16"	5-3/8"	400N127	400N127BP
7/16"	4-1/16"	5-1/2"	400N128	400N128BP
29/64"	4-3/16"	5-5/8"	400N129	400N129BP
15/32"	4-5/16"	5-3/4"	400N130	400N130BP
31/64"	4-3/8"	5-7/8"	400N131	400N131BP
1/2"	4-1/2"	6"	400N132	400N132BP

1/16" thru 19/64" - 12 per pack, 5/16" thru 1/2" - 6 per pack  
Blister packs: 1 per package, except for 1/16" - 5/32" which are 2 per pack

Sizes	Bulk Quantity
1/16" - 1/8" & #60 - #30	504
9/64" - 13/64" & #29 - #6	252
7/32" - 5/16" & #5 - #1 & A - N	132
21/64" - 1/2" & 0 - Z	72

**NOW AVAILABLE  
IN BLISTER PACKS**



# HEAVY-DUTY JOBBER LENGTH DRILLS

## 440N SERIES

**HEAVY-DUTY HIGH SPEED STEEL**  
135° Split Point / Straight Shank  
Letter / Black & Gold



**NITRO**

440N

Size	Flute Length	Overall Length	440N Order No.
A	2-5/8"	3-7/8"	440N501
B	2-3/4"	4"	440N502
C	2-3/4"	4"	440N503
D	2-3/4"	4"	440N504
E	2-3/4"	4"	440N505
F	2-7/8"	4-1/8"	440N506
G	2-7/8"	4-1/8"	440N507
H	2-7/8"	4-1/8"	440N508
I	2-7/8"	4-1/8"	440N509
J	2-7/8"	4-1/8"	440N510
K	2-15/16"	4-1/4"	440N511
L	2-15/16"	4-1/4"	440N512
M	3-1/16"	4-3/8"	440N513

Size	Flute Length	Overall Length	440N Order No.
N	3-1/16"	4-3/8"	440N514
O	3-3/16"	4-1/2"	440N515
P	3-5/16"	4-5/8"	440N516
Q	3-7/16"	4-3/4"	440N517
R	3-7/16"	4-3/4"	440N518
S	3-1/2"	4-7/8"	440N519
T	3-1/2"	4-7/8"	440N520
U	3-5/8"	5"	440N521
V	3-5/8"	5"	440N522
W	3-3/4"	5-1/8"	440N523
X	3-3/4"	5-1/8"	440N524
Y	3-7/8"	5-1/4"	440N525
Z	3-7/8"	5-1/4"	440N526

'A' thru 'L' - 12 per pack, 'M' thru 'Z' - 6 per pack

## 480N SERIES

**HEAVY-DUTY HIGH SPEED STEEL**  
135° Split Point / Straight Shank  
Number / Black & Gold



**NITRO**

480N

Size	Flute Length	Overall Length	480N Order No.
1	2-5/8"	3-7/8"	480N001
2	2-1/2"	3-7/8"	480N002
3	2-1/2"	3-3/4"	480N003
4	2-1/2"	3-3/4"	480N004
5	2-1/2"	3-3/4"	480N005
6	2-1/2"	3-3/4"	480N006
7	2-7/16"	3-5/8"	480N007
8	2-7/16"	3-5/8"	480N008
9	2-7/16"	3-5/8"	480N009
10	2-7/16"	3-5/8"	480N010
11	2-5/16"	3-1/2"	480N011
12	2-5/16"	3-1/2"	480N012
13	2-5/16"	3-1/2"	480N013
14	2-3/16"	3-3/8"	480N014
15	2-3/16"	3-3/8"	480N015
16	2-3/16"	3-3/8"	480N016
17	2-3/16"	3-3/8"	480N017
18	2-1/8"	3-1/4"	480N018
19	2-1/8"	3-1/4"	480N019
20	2-1/8"	3-1/4"	480N020
21	2-1/8"	3-1/4"	480N021
22	2"	3-1/8"	480N022
23	2"	3-1/8"	480N023
24	2"	3-1/8"	480N024
25	1-7/8"	3"	480N025
26	1-7/8"	3"	480N026
27	1-7/8"	3"	480N027
28	1-3/4"	2-7/8"	480N028
29	1-3/4"	2-7/8"	480N029
30	1-5/8"	2-3/4"	480N030

Size	Flute Length	Overall Length	480N Order No.
31	1-5/8"	2-3/4"	480N031
32	1-5/8"	2-3/4"	480N032
33	1-1/2"	2-5/8"	480N033
34	1-1/2"	2-5/8"	480N034
35	1-1/2"	2-5/8"	480N035
36	1-7/16"	2-1/2"	480N036
37	1-7/16"	2-1/2"	480N037
38	1-7/16"	2-1/2"	480N038
39	1-3/8"	2-3/8"	480N039
40	1-3/8"	2-3/8"	480N040
41	1-3/8"	2-3/8"	480N041
42	1-1/4"	2-1/4"	480N042
43	1-1/4"	2-1/4"	480N043
44	1-1/8"	2-1/8"	480N044
45	1-1/8"	2-1/8"	480N045
46	1-1/8"	2-1/8"	480N046
47	1"	2"	480N047
48	1"	2"	480N048
49	1"	2"	480N049
50	1"	2"	480N050
51	1"	2"	480N051
52	7/8"	1-7/8"	480N052
53*	7/8"	1-7/8"	480N053
54*	7/8"	1-7/8"	480N054
55*	7/8"	1-7/8"	480N055
56*	3/4"	1-3/4"	480N056
57*	3/4"	1-3/4"	480N057
58*	11/16"	1-5/8"	480N058
59*	11/16"	1-5/8"	480N059
60*	11/16"	1-5/8"	480N060

\*Not split point

#1 thru #60 - 12 per pack

Corresponding Sets		
No. of Pcs.	Description	Order No.
<b>400N/440N/480N Series NITRO® Heavy-Duty Jobber Drill Sets</b>		
13	1/16" - 1/4" by 64 <sup>ths</sup>	400N13
15	1/16" - 1/2" by 32 <sup>nds</sup>	400N15
19	Maintenance Set - 1/16, 5/64, 3/32, 1/8, #29, #25, 5/32, #21, 3/16, #7, 7/32, 1/4, F, 5/16, U, 3/8, 27/64, 7/16, 1/2	400N19
21	1/16" - 3/8" by 64 <sup>ths</sup>	400N21
21	1/16" - 1/4" by 64 <sup>ths</sup> & 9/32" - 1/2" by 32 <sup>nds</sup>	400N21V
26	A - Z	400N26
29	1/16" - 1/2" by 64 <sup>ths</sup>	400N29
29	DRILL PAL 1/16" - 1/2" by 64 <sup>ths</sup>	400NW29
60	#1 - #60	400N60
115	1/16" - 1/2" by 64 <sup>ths</sup> , #1 - 60, A - Z	400N0115



400N29

# HEAVY-DUTY JOBBER LENGTH DRILLS



NITRO+® drills elevate the performance of heavy-duty drilling with their robust Black & Gold HSS design and a practical 3-flat shank that ensures stability in the toughest materials. The 135° Split Point minimizes drill "walking", making these drills a reliable choice for both handheld and CNC operations across diverse material groups.

- ▷ All NITRO+® drills are made from premium quality M2 High Speed Steel. Recommended for heavy-duty drilling in a wide range of material groups, including stainless steel.
- ▷ 3-flat shank drill reduces slippage in the drill chuck
- ▷ Body and flute are black and gold surface-treated for maximum lubricity
- ▷ Designed for use in portable hand drills

## 410N SERIES

**HEAVY-DUTY HIGH SPEED STEEL**  
135° Split Point / 3-Flat Shank  
Fractional / Black & Gold



410N

Size	Flute Length	Overall Length	410N Order No.	Blister Pack Order No.
1/16"	7/8"	1-7/8"	410N104	410N104BP
5/64"	1"	2"	410N105	410N105BP
3/32"	1-1/4"	2-1/4"	410N106	410N106BP
7/64"	1-1/2"	2-5/8"	410N107	410N107BP
1/8"	1-5/8"	2-3/4"	410N108	410N108BP
9/64"	1-3/4"	2-7/8"	410N109	410N109BP
5/32"	2"	3-1/8"	410N110	410N110BP
11/64"	2-1/8"	3-1/4"	410N111	410N111BP
3/16"	2-5/16"	3-1/2"	410N112	410N112BP
13/64"	2-7/16"	3-5/8"	410N113	410N113BP
7/32"	2-1/2"	3-3/4"	410N114	410N114BP
15/64"	2-5/8"	3-7/8"	410N115	410N115BP
1/4"	2-3/4"	4"	410N116	410N116BP
17/64"	2-7/8"	4-1/8"	410N117	410N117BP

Size	Flute Length	Overall Length	410N Order No.	Blister Pack Order No.
19/64"	3-1/16"	4-3/8"	410N119	400N119BP
5/16"	3-3/16"	4-1/2"	410N120	400N120BP
21/64"	3-5/16"	4-5/8"	410N121	400N121BP
11/32"	3-7/16"	4-3/4"	410N122	400N122BP
23/64"	3-1/2"	4-7/8"	410N123	400N123BP
3/8"	3-5/8"	5"	410N124	400N124BP
25/64"	3-3/4"	5-1/8"	410N125	400N125BP
13/32"	3-7/8"	5-1/4"	410N126	400N126BP
27/64"	3-15/16"	5-3/8"	410N127	400N127BP
7/16"	4-1/16"	5-1/2"	410N128	400N128BP
29/64"	4-3/16"	5-5/8"	410N129	400N129BP
15/32"	4-5/16"	5-3/4"	410N130	400N130BP
31/64"	4-3/8"	5-7/8"	410N131	400N131BP
1/2"	4-1/2"	6"	410N132	400N132BP

1/16thru 19/64" - 12 per pack, 5/16" thru 1/2" - 6 per pack  
Blister packs: 1 per package, except for 1/16" - 5/32" which are 2 per pack

Sizes	Bulk Quantity
1/16" - 1/8" & #60 - #30	504
9/64" - 13/64" & #29 - #6	252
7/32" - 5/16" & #5 - #1 & A - N	132
21/64" - 1/2" & O - Z	72



# HEAVY-DUTY JOBBER LENGTH DRILLS

## 450N SERIES

**HEAVY-DUTY HIGH SPEED STEEL**

135° Split Point / 3-Flat Shank

Letter / Black & Gold



410N



Size	Flute Length	Overall Length	450N Order No.	Size	Flute Length	Overall Length	450N Order No.
A	2-5/8"	3-7/8"	450N501	N	3-1/16"	4-3/8"	450N514
B	2-3/4"	4"	450N502	O	3-1/16"	4-1/2"	450N515
C	2-3/4"	4"	450N503	P	3-5/16"	4-5/8"	450N516
D	2-3/4"	4"	450N504	Q	3-7/16"	4-3/4"	450N517
E	2-3/4"	4"	450N505	R	3-7/16"	4-3/4"	450N518
F	2-7/8"	4-1/8"	450N506	S	3-1/2"	4-7/8"	450N519
G	2-7/8"	4-1/8"	450N507	T	3-1/2"	4-7/8"	450N520
H	2-7/8"	4-1/8"	450N508	U	3-5/8"	5"	450N521
I	2-7/8"	4-1/8"	450N509	V	3-5/8"	5"	450N522
J	2-7/8"	4-1/8"	450N510	W	3-3/4"	5-1/8"	450N523
K	2-15/16"	4-1/4"	450N511	X	3-3/4"	5-1/8"	450N524
L	2-15/16"	4-1/4"	450N512	Y	3-7/8"	5-1/4"	450N525
M	3-1/16"	4-3/8"	450N513	Z	3-7/8"	5-1/4"	450N526

'A' thru 'L' - 12 per pack, 'M' thru 'Z' - 6 per pack

## 490N SERIES

**HEAVY-DUTY HIGH SPEED STEEL**

135° Split Point / 3-Flat Shank

Number / Black & Gold



410N



Size	Flute Length	Overall Length	490N Order No.	Size	Flute Length	Overall Length	490N Order No.
1	2-5/8"	3-7/8"	490N001	31	2-3/4"	3-1/4"	490N031
2	2-1/2"	3-7/8"	490N002	32	1-5/8"	2-5/8"	490N032
3	2-1/2"	3-3/4"	490N003	33	1-1/2"	2-5/8"	490N033
4	2-1/2"	3-3/4"	490N004	34	1-1/2"	2-5/8"	490N034
5	2-1/2"	3-3/4"	490N005	35	1-1/2"	2-5/8"	490N035
6	2-1/2"	3-3/4"	490N006	36	1-7/16"	2-1/2"	490N036
7	2-7/16"	3-5/8"	490N007	37	1-7/16"	2-1/2"	490N037
8	2-7/16"	3-5/8"	490N008	38	1-3/8"	2-1/2"	490N038
9	2-7/16"	3-5/8"	490N009	39	1-3/8"	2-3/8"	490N039
10	2-7/16"	3-1/2"	490N010	40	1-3/8"	2-3/8"	490N040
11	2-5/16"	3-1/2"	490N011	41	1-3/8"	2-3/8"	490N041
12	2-5/16"	3-1/2"	490N012	42	1-1/4"	2-1/4"	490N042
13	2-5/16"	3-1/2"	490N013	43	1-1/4"	2-1/4"	490N043
14	2-3/16"	3-3/8"	490N014	44	1-1/4"	2-1/4"	490N044
15	2-3/16"	3-3/8"	490N015	45	1-1/8"	2-1/8"	490N045
16	2-3/16"	3-3/8"	490N016	46	1-1/8"	2-1/8"	490N046
17	2-1/16"	3-3/8"	490N017	47	1"	2"	490N047
18	2-1/8"	3-1/4"	490N018	48	1"	2"	490N048
19	2-1/8"	3-1/4"	490N019	49	1"	2"	490N049
20	2-1/8"	3-1/4"	490N020	50	1"	2"	490N050
21	2"	3-1/4"	490N021	51	1"	2"	490N051
22	2"	3-1/8"	490N022	52	7/8"	1-7/8"	490N052
23	2"	3-1/8"	490N023	53	7/8"	1-7/8"	490N053
24	2"	3-1/8"	490N024	54	7/8"	1-7/8"	490N054
25	1-7/8"	3"	490N025	55	7/8"	1-7/8"	490N055
26	1-7/8"	3"	490N026	56	3/4"	1-3/4"	490N056
27	1-7/8"	3"	490N027	57	3/4"	1-3/4"	490N057
28	1-3/4"	2-7/8"	490N028	58	11/16"	1-5/8"	490N058
29	1-3/4"	2-7/8"	490N029	59	11/16"	1-5/8"	490N059
30	1-5/8"	2-3/4"	490N030	60	11/16"	1-5/8"	490N060

\*Not split point

#1 thru #60 - 12 per pack

Corresponding Sets		
No. of Pcs.	Description	Order No.
<b>410N/450N/490N Series NITRO+ Heavy-Duty Jobber Drill Sets</b>		
13	1/16" - 1/4" by 64ths	410N13
15	1/16" - 1/2" by 32nds	410N15
19	Maintenance Set - 1/16, 5/64, 3/32, 1/8, #29, 25/32, #21, 3/16, #7, 7/32, 1/4, 5/16, 3/8, 27/64, 7/16, 1/2	410019
21	1/16" - 3/8" by 64ths	410N21
21	1/16" - 1/4" by 64ths & 9/32" - 1/2" by 32nds	410N21V
26	A-Z	410N26
29	1/16" - 1/2" by 64ths	410N29
29	DRILL PAL 1/16" - 1/2" by 64ths	410NW29
60	#1 - #60	410N60
115	1/16" - 1/2" by 64ths, #1 - 60, A - Z	410N115

# HEAVY-DUTY JOBBER LENGTH DRILLS



The heavy construction affords efficient portable drilling in medium strength alloy materials. The split point reduces the thrust requirements and minimizes "walking." This is a suitable drill for the construction industry.

- ▷ Heavy-duty 135° Split Point minimizes "walking"
- ▷ Black & Gold surface treatment for high wear resistance and lubricity
- ▷ A multi-purpose heavy-duty drill bit

## 400E SERIES

**HEAVY-DUTY HIGH SPEED STEEL**  
135° Split Point / Straight Shank  
Fractional / Black & Gold



400E

Size	Flute Length	Overall Length	400E Order No.
1/16"	7/8"	1-7/8"	400E104
5/64"	1"	2"	400E105
3/32"	1-1/4"	2-1/4"	400E106
7/64"	1-1/2"	2-5/8"	400E107
1/8"	1-5/8"	2-3/4"	400E108
9/64"	1-3/4"	2-7/8"	400E109
5/32"	2"	3-1/8"	400E110
11/64"	2-1/8"	3-1/4"	400E111
3/16"	2-5/16"	3-1/2"	400E112
13/64"	2-7/16"	3-5/8"	400E113
7/32"	2-1/2"	3-3/4"	400E114
15/64"	2-5/8"	3-7/8"	400E115
1/4"	2-3/4"	4"	400E116
17/64"	2-7/8"	4-1/8"	400E117
9/32"	2-15/16"	4-1/4"	400E118

Size	Flute Length	Overall Length	400E Order No.
19/64"	3-1/16"	4-3/8"	400E119
5/16"	3-3/16"	4-1/2"	400E120
21/64"	3-5/16"	4-5/8"	400E121
11/32"	3-7/16"	4-3/4"	400E122
23/64"	3-1/2"	4-7/8"	400E123
3/8"	3-5/8"	5"	400E124
25/64"	3-3/4"	5-1/8"	400E125
13/32"	3-7/8"	5-1/4"	400E126
27/64"	3-15/16"	5-3/8"	400E127
7/16"	4-1/16"	5-1/2"	400E128
29/64"	4-3/16"	5-5/8"	400E129
15/32"	4-5/16"	5-3/4"	400E130
31/64"	4-3/8"	5-7/8"	400E131
1/2"	4-1/2"	6"	400E132

1/16" thru 19/64" and #1 thru #60 - 12 per pack, 5/16" thru 1/2" - 6 per pack

# HEAVY-DUTY JOBBER LENGTH DRILLS

## 480E SERIES

**HEAVY-DUTY HIGH SPEED STEEL**

135° Split Point / Straight Shank

Number / Black & Gold



480E

Size	Flute Length	Overall Length	480E Order No.
1	2-5/8"	3-7/8"	480E001
2	2-1/2"	3-7/8"	480E002
3	2-1/2"	3-3/4"	480E003
4	2-1/2"	3-3/4"	480E004
5	2-1/2"	3-3/4"	480E005
6	2-1/2"	3-3/4"	480E006
7	2-7/16"	3-5/8"	480E007
8	2-7/16"	3-5/8"	480E008
9	2-7/16"	3-5/8"	480E009
10	2-7/16"	3-5/8"	480E010
11	2-5/16"	3-1/2"	480E011
12	2-5/16"	3-1/2"	480E012
13	2-5/16"	3-1/2"	480E013
14	2-3/16"	3-3/8"	480E014
15	2-3/16"	3-3/8"	480E015
16	2-3/16"	3-3/8"	480E016
17	2-3/16"	3-3/8"	480E017
18	2-1/8"	3-1/4"	480E018
19	2-1/8"	3-1/4"	480E019
20	2-1/8"	3-1/4"	480E020
21	2-1/8"	3-1/4"	480E021
22	2"	3-1/8"	480E022
23	2"	3-1/8"	480E023
24	2"	3-1/8"	480E024
25	1-7/8"	3"	480E025
26	1-7/8"	3"	480E026
27	1-7/8"	3"	480E027
28	1-3/4"	2-7/8"	480E028
29	1-3/4"	2-7/8"	480E029
30	1-5/8"	2-3/4"	480E030

Size	Flute Length	Overall Length	480E Order No.
31	1-5/8"	2-3/4"	480E031
32	1-5/8"	2-3/4"	480E032
33	1-1/2"	2-5/8"	480E033
34	1-1/2"	2-5/8"	480E034
35	1-1/2"	2-5/8"	480E035
36	1-7/16"	2-1/2"	480E036
37	1-7/16"	2-1/2"	480E037
38	1-7/16"	2-1/2"	480E038
39	1-3/8"	2-3/8"	480E039
40	1-3/8"	2-3/8"	480E040
41	1-3/8"	2-3/8"	480E041
42	1-1/4"	2-1/4"	480E042
43	1-1/4"	2-1/4"	480E043
44	1-1/8"	2-1/8"	480E044
45	1-1/8"	2-1/8"	480E045
46	1-1/8"	2-1/8"	480E046
47	1"	2"	480E047
48	1"	2"	480E048
49	1"	2"	480E049
50	1"	2"	480E050
51	1"	2"	480E051
52	7/8"	1-7/8"	480E052
53*	7/8"	1-7/8"	480E053
54*	7/8"	1-7/8"	480E054
55*	7/8"	1-7/8"	480E055
56*	3/4"	1-3/4"	480E056
57*	3/4"	1-3/4"	480E057
58*	11/16"	1-5/8"	480E058
59*	11/16"	1-5/8"	480E059
60*	11/16"	1-5/8"	480E060

#1 thru #60 - 12 per pack

Designed for efficient drilling in stainless steel and tougher ferrous materials. The 135° split point reduces the thrust requirements and minimizes "walking." Black & Gold surface treatment for increased wear resistance and lubricity.

## 800 SERIES

**HEAVY-DUTY HIGH SPEED STEEL**

135° Split Point / Straight Shank

Metric / Black & Gold



800A

Size (mm)	Flute Length (mm)	Overall Length (mm)	800 Order No.
.35	3	19	800A0035
.40	5	19	800A0040
.45	5	22	800A0045
.50	5	22	800A0050
.55	6	25	800A0055
.60	8	29	800A0060
.65	10	32	800A0065
.70	10	32	800A0070
.75	13	35	800A0075
.80	13	35	800A0080
.85	16	38	800A0085
.90	16	38	800A0090
.95	16	38	800A0095
1.00	17	41	800A0100
1.05	17	41	800A0105
1.10	19	44	800A0110
1.15	19	44	800A0115

Size (mm)	Flute Length (mm)	Overall Length (mm)	800 Order No.
1.20	22	48	800A0120
1.25	22	48	800A0125
1.30	22	48	800A0130
1.35	22	49	800A0135
1.40	22	48	800A0140
1.45	22	48	800A0145
1.50	22	48	800A0150
1.55	22	48	800A0155
1.60	22	48	800A0160
1.65	25	51	800A0165
1.70	25	51	800A0170
1.75	25	51	800A0175
1.80	25	51	800A0180
1.85	25	51	800A0185
1.90	25	51	800A0190
1.95	25	51	800A0195
2.00	25	51	800A0200

Continued on next page

# HEAVY-DUTY JOBBER LENGTH DRILLS

Size (mm)	Flute Length (mm)	Overall Length (mm)	800 Order No.
2.05	29	54	800A0205
2.10	29	54	800A0210
2.15	29	54	800A0215
2.20	32	57	800A0220
2.25	32	57	800A0225
2.30	32	57	800A0230
2.35	32	57	800A0235
2.40	35	60	800A0240
2.45	35	60	800A0245
2.50	35	60	800A0250
2.60	37	64	800A0260
2.70	37	64	800A0270
2.75	37	64	800A0275
2.80	38	67	800A0280
2.90	41	70	800A0290
3.00	41	70	800A0300
3.10	41	70	800A0310
3.20	41	70	800A0320
3.25	41	70	800A0325
3.30	44	73	800A0330
3.40	44	73	800A0340
3.50	44	73	800A0350
3.60	48	76	800A0360
3.70	48	76	800A0370
3.75	48	76	800A0375
3.80	48	76	800A0380
3.90	51	79	800A0390
4.00	54	83	800A0400
4.10	54	83	800A0410
4.20	54	83	800A0420
4.25	54	83	800A0425
4.30	54	83	800A0430
4.40	56	86	800A0440
4.50	56	86	800A0450
4.60	56	86	800A0460
4.70	59	89	800A0470
4.75	59	89	800A0475
4.80	59	89	800A0480
4.90	62	92	800A0490
5.00	62	92	800A0500
5.10	62	92	800A0510
5.20	64	95	800A0520
5.25	64	95	800A0525
5.30	64	95	800A0530
5.40	64	95	800A0540
5.50	64	95	800A0550
5.60	67	98	800A0560
5.70	67	98	800A0570
5.75	67	98	800A0575
5.80	67	98	800A0580
5.90	67	98	800A0590
6.00	70	102	800A0600
6.10	70	102	800A0610
6.20	70	102	800A0620
6.25	70	102	800A0625
6.30	70	102	800A0630
6.40	73	105	800A0640
6.50	73	105	800A0650
6.60	73	105	800A0660
6.70	73	105	800A0670
6.75	73	105	800A0675
6.80	73	105	800A0680
6.90	73	105	800A0690
7.00	73	105	800A0700

Size (mm)	Flute Length (mm)	Overall Length (mm)	800 Order No.
7.10	75	108	800A0710
7.20	75	108	800A0720
7.25	75	108	800A0725
7.30	75	108	800A0730
7.40	78	111	800A0740
7.50	78	111	800A0750
7.60	78	111	800A0760
7.70	81	114	800A0770
7.75	81	114	800A0775
7.80	81	114	800A0780
7.90	81	114	800A0790
8.00	81	114	800A0800
8.10	84	117	800A0810
8.20	84	117	800A0820
8.25	84	117	800A0825
8.30	84	117	800A0830
8.40	87	121	800A0840
8.50	87	121	800A0850
8.60	87	121	800A0860
8.70	87	121	800A0870
8.75	87	121	800A0875
8.80	89	124	800A0880
8.90	89	124	800A0890
9.00	89	124	800A0900
9.10	89	124	800A0910
9.20	92	127	800A0920
9.25	92	127	800A0925
9.30	92	127	800A0930
9.40	92	127	800A0940
9.50	92	127	800A0950
9.60	95	130	800A0960
9.70	95	130	800A0970
9.75	95	130	800A0975
9.80	95	130	800A0980
9.90	95	130	800A0990
10.00	95	130	800A1000
10.50	98	133	800A1050
11.00	103	140	800A1100
11.50	106	143	800A1150
12.00	111	149	800A1200
12.50	114	152	800A1250
13.00	114	152	800A1300

0.35 mm thru 6.60 mm - 12 pack, 6.70 mm thru 12.50 mm - 6 pack, 13.0 mm - packaged individually



800A13

Corresponding Sets		
No. of Pcs.	Description	Order No.
<b>800 Series Metric Jobber Drill Sets</b>		
13	1mm - 7mm by 0.5mm	800A13
19	1mm - 10mm by 0.5mm	800A19
25	1mm - 13mm by 0.5mm	800A25



# HEAVY-DUTY JOBBER LENGTH DRILLS

The heavy-duty construction with a THUNDERBIT core and flute design affords efficient portable drilling in medium strength alloy materials. The split point reduces the thrust requirements and minimizes "walking". A black and gold surface treatment is applied for superior lubricity.



- ▷ Unique flute design for added strength and improved chip evacuation
- ▷ Black & Gold surface treatment for maximum lubricity

## T1HD - BP1HD - T2HD - T3HD - MM1HD SERIES


### HEAVY-DUTY HIGH SPEED STEEL

135° Split Point

Black & Gold Oxide



Size	Decimal Equivalent	Flute Length	Overall Length	T1HD Packaging: Tube		T1HD Packaging: Bulk		BP1HD Packaging: Card	
				Order No.	Pkg Qty	Order No.	Pkg Qty	Order No.	Pkg Qty
1/16"	.0625	7/8"	1-7/8"	012504	12	012504.20	288	014004	1
5/64"	.0781	1"	2"	012505	12	012505.20	288	014005	1
3/32"	.0938	1-1/4"	2-1/4"	012506	12	012506.20	288	014006	1
7/64"	.1094	1-1/2"	2-5/8"	012507	12	012507.20	288	014007	1
1/8"	.1250	1-5/8"	2-3/4"	012508	12	012508.20	288	014008	1
9/64"	.1406	1-3/4"	2-7/8"	012509	12	012509.20	288	014009	1
5/32"	.1562	2"	3-1/8"	012510	12	012510.20	288	014010	1
11/64"	.1719	2-1/8"	3-1/4"	012511	12	012511.20	288	014011	1
3/16"	.1875	2-5/16"	3-1/2"	012512	12	012512.20	288	014012	1
13/64"	.2031	2-7/16"	3-5/8"	012513	12	012513.20	288	014013	1
7/32"	.2188	2-1/2"	3-3/4"	012514	12	012514.20	288	014014	1
15/64"	.2344	2-5/8"	3-7/8"	012515	12	012515.20	288	014015	1
1/4"	.2500	2-3/4"	4"	012516	12	012516.20	288	014016	1
17/64"	.2656	2-7/8"	4-1/8"	012517	12	012517.20	144	014017	1
9/32"	.2812	2-15/16"	4-1/4"	012518	12	012518.20	144	014018	1
19/64"	.2969	3-1/16"	4-3/8"	012519	12	012519.20	144	014019	1
5/16"	.30125	3-3/16"	4-1/2"	012520	6	012520.20	144	014020	1
21/64"	.3281	3-5/16"	4-5/8"	012521	6	012521.20	144	014021	1
11/32"	.3438	3-7/16"	4-3/4"	012522	6	012522.20	144	014022	1
23/64"	.3594	3-1/2"	4-7/8"	012523	6	012523.20	144	014023	1
3/8"	.3750	3-5/8"	5"	012524	6	012524.20	144	014024	1
25/64"	.3906	3-3/4"	5-1/8"	012525	6	012525.20	144	014025	1
13/32"	.4062	3-7/8"	5-1/4"	012526	6	012526.20	144	014026	1
27/64"	.4219	3-15/16"	5-3/8"	012527	6	012527.20	144	014027	1
7/16"	.4375	4-1/16"	5-1/2"	012528	6	012528.20	144	014028	1
29/64"	.4531	4-3/16"	5-5/8"	012529	6	012529.20	144	014029	1
15/32"	.4688	4-5/16"	5-3/4"	012530	6	012530.20	144	014030	1
31/64"	.4844	4-3/8"	5-7/8"	012531	6	012531.20	144	014031	1
1/2"	.5000	4-1/2"	6"	012532	6	012532.20	144	014032	1



© overkillracingandchassis

Corresponding Sets				
Style	Description	Pieces	Size Range	Order No.
SAD13HD	Select-A-Drill	13 Piece	1/16"-1/4" by 64 <sup>ths</sup>	090495
T19HD	Metal Index	13 Piece	1/16"-1/4" by 64 <sup>ths</sup>	099858
T18HD	Metal Index	15 Piece	1/16"-1/2" by 32 <sup>nds</sup>	099857
T180HD	Metal Index	21 Piece	1/16"-3/8" by 64 <sup>ths</sup>	099861
T17HDDC	Clip-On Index	29 Piece	1/16"-1/2" by 64 <sup>ths</sup>	099855
T17HD	Metal Index	29 Piece	1/16"-1/2" by 64 <sup>ths</sup>	099856
T123HD	Metal Index	115 Piece	1/16"-1/2" by 64 <sup>ths</sup> , #1- #60, A-Z	099862
T80HD	Display		1/16"-1/2" by 64 <sup>ths</sup>	099995



# HEAVY-DUTY JOBBER LENGTH DRILLS

Size	Decimal Equivalent	Flute Length	Overall Length	T2HD Packaging: Tube	
				Order No.	Pkg Qty
1	.2280	2-5/8"	3-7/8"	012601	12
2	.2210	2-5/8"	3-7/8"	012602	12
3	.2130	2-1/2"	3-3/4"	012603	12
4	.2090	2-1/2"	3-3/4"	012604	12
5	.2055	2-1/2"	3-3/4"	012605	12
6	.2040	2-1/2"	3-3/4"	012606	12
7	.2010	2-7/16"	3-5/8"	012607	12
8	.1990	2-7/16"	3-5/8"	012608	12
9	.1960	2-7/16"	3-5/8"	012609	12
10	.1935	2-7/16"	3-5/8"	012610	12
11	.1910	2-5/16"	3-1/2"	012611	12
12	.1890	2-5/16"	3-1/2"	012612	12
13	.1850	2-5/16"	3-1/2"	012613	12
14	.1820	2-3/16"	3-3/8"	012614	12
15	.1800	2-3/16"	3-3/8"	012615	12
16	.1770	2-3/16"	3-3/8"	012616	12
17	.1730	2-3/16"	3-3/8"	012617	12
18	.1695	2-1/8"	3-1/4"	012618	12
19	.1660	2-1/8"	3-1/4"	012619	12
20	.1610	2-1/8"	3-1/4"	012620	12
21	.1590	2-1/8"	3-1/4"	012621	12
22	.1570	2"	3-1/8"	012622	12
23	.1540	2"	3-1/8"	012623	12
24	.1520	2"	3-1/8"	012624	12
25	.1495	1-7/8"	3"	012625	12
26	.1470	1-7/8"	3"	012626	12
27	.1440	1-7/8"	3"	012627	12
28	.1405	1-3/4"	2-7/8"	012628	12
29	.1360	1-3/4"	2-7/8"	012629	12
30	.1285	1-5/8"	2-3/4"	012630	12
31	.1200	1-5/8"	2-3/4"	012631	12
32	.1160	1-5/8"	2-3/4"	012632	12
33	.1130	1-1/2"	2-5/8"	012633	12
34	.1110	1-1/2"	2-5/8"	012634	12
35	.1100	1-1/2"	2-5/8"	012635	12
36	.1065	1-7/16"	2-1/2"	012636	12
37	.1040	1-7/16"	2-1/2"	012637	12
38	.1015	1-7/16"	2-1/2"	012638	12
39	.0995	1-3/8"	2-3/8"	012639	12
40	.0980	1-3/8"	2-3/8"	012640	12
41	.0960	1-3/8"	2-3/8"	012641	12
42	.0935	1-1/4"	2-1/4"	012642	12
43	.0890	1-1/4"	2-1/4"	012643	12
44	.0860	1-1/8"	2-1/8"	012644	12
45	.0820	1-1/8"	2-1/8"	012645	12
46	.0810	1-1/8"	2-1/8"	012646	12
47	.0785	1"	2"	012647	12
48	.0760	1"	2"	012648	12
49	.0730	1"	2"	012649	12
50	.0700	1"	2"	012650	12
51	.0670	1"	2"	012651	12
52	.0635	7/8"	1-7/8"	012652	12
53*	.0595	7/8"	1-7/8"	012653	12
54*	.0550	7/8"	1-7/8"	012654	12
55*	.0520	7/8"	1-7/8"	012655	12
56*	.0465	3/4"	1-3/4"	012656	12
57*	.0430	3/4"	1-3/4"	012657	12
58*	.0420	11/16"	1-5/8"	012658	12
59*	.0410	11/16"	1-5/8"	012659	12
60*	.0400	11/16"	1-5/8"	012660	12

\*Not split point

Size	Decimal Equivalent	Flute Length	Overall Length	T3HD Packaging: Bulk	
				Order No.	Pkg Qty
A	.2340	2-5/8"	3-7/8"	012701	12
B	.2380	2-3/4"	4"	012702	12
C	.2420	2-3/4"	4"	012703	12
D	.2460	2-3/4"	4"	012704	12
E	.2500	2-3/4"	4"	012705	12
F	.2570	2-7/8"	4-1/8"	012706	12
G	.2610	2-7/8"	4-1/8"	012707	12
H	.2660	2-7/8"	4-1/8"	012708	12
I	.2720	2-7/8"	4-1/8"	012709	12
J	.2770	2-7/8"	4-1/8"	012710	12
K	.2810	2-15/16"	4-1/4"	012711	12
L	.2900	2-15/16"	4-1/4"	012712	12
M	.2950	3-1/16"	4-3/8"	012713	12
N	.3020	3-1/16"	4-3/8"	012714	12
O	.3160	3-3/16"	4-1/2"	012715	6
P	.3230	3-5/16"	4-5/8"	012716	6
Q	.3320	3-7/16"	4-3/4"	012717	6
R	.3390	3-7/16"	4-3/4"	012718	6
S	.3480	3-1/2"	4-7/8"	012719	6
T	.3580	3-1/2"	4-7/8"	012720	6
U	.3680	3-5/8"	5"	012721	6
V	.3770	3-5/8"	5"	012722	6
W	.3860	3-3/4"	5-1/8"	012723	6
X	.3970	3-3/4"	5-1/8"	012724	6
Y	.4040	3-7/8"	5-1/4"	012725	6
Z	.4130	3-7/8"	5-1/4"	012726	6

Corresponding Sets				
Style	Description	Pieces	Size Range	Order No.
T22HD	Metal Index	60 Piece	#1- #60	099859
T25HD	Metal Index	26 Piece	A - Z	099860
T123HD	Metal Index	115 Piece	1/16"-1/2" by 64 <sup>ths</sup> , #1- #60, A-Z	099862

Size	Decimal Equivalent	Flute Length	Overall Length	MM1HD Packaging: Tube	
				Order No.	Pkg Qty
1.00	.0394	17	41	014310	12
1.50	.0591	22	48	014315	12
2.00	.0787	25	51	014320	12
2.50	.0984	35	60	014325	12
3.00	.1181	41	70	014330	12
3.50	.1378	44	73	014335	12
4.00	.1575	54	83	014340	12
4.50	.1772	56	86	014345	12
5.00	.1969	62	92	014350	12
5.50	.2165	64	95	014355	12
6.00	.2362	70	102	014360	12
6.50	.2559	73	105	014365	12
7.00	.2756	73	105	014370	6
7.50	.2953	78	111	014375	6
8.00	.3150	81	114	014380	6
8.50	.3346	87	121	014385	6
9.00	.3543	89	124	014390	6
9.50	.3740	92	127	014395	6
10.00	.3937	95	130	014400	6
10.50	.4134	98	133	014405	6
11.00	.4331	103	140	014410	6
11.50	.4528	106	143	014415	6
12.00	.4724	111	149	014420	6
12.50	.4921	114	152	014425	6
13.00	.5118	114	152	014430	1

# HEAVY-DUTY JOBBER LENGTH DRILLS

The heavy-duty construction with a THUNDERBIT core and flute design affords efficient portable drilling in medium strength alloy materials. The split point reduces the thrust requirements and minimizes "walking". A black and gold surface treatment is applied for superior lubricity.



- ▷ 3 flats for handheld power tools
- ▷ Unique flute design for added strength and improved chip evacuation
- ▷ Black & Gold surface treatment for maximum lubricity

## T1HD+ - BP1HD+ - T2HD+ - T3HD+ SERIES HEAVY-DUTY HIGH SPEED STEEL

135° Split Point

3 Flats on Shank

Black & Gold Oxide



Size	Decimal Equivalent	Flute Length	Overall Length	T1HD+ Packaging: Tube		T1HD+ Packaging: Bulk		BP1HD+ Packaging: Single	
				Order No.	Pkg Qty	Order No.	Pkg Qty	Order No.	Pkg Qty
1/16"	.0625	7/8"	1-7/8"	014504	12	014504.20	288	014804	1
5/64"	.0781	1"	2"	014505	12	014505.20	288	014805	1
3/32"	.0938	1-1/4"	2-1/4"	014506	12	014506.20	288	014806	1
7/64"	.1094	1-1/2"	2-5/8"	014507	12	014507.20	288	014807	1
1/8"	.1250	1-5/8"	2-3/4"	014508	12	014508.20	288	014808	1
9/64"	.1406	1-3/4"	2-7/8"	014509	12	014509.20	288	014809	1
5/32"	.1562	2"	3-1/8"	014510	12	014510.20	288	014810	1
11/64"	.1719	2-1/8"	3-1/4"	014511	12	014511.20	288	014811	1
<b>3 Flats on Shank</b>									
3/16"	.1875	2-5/16"	3-1/2"	014512	12	014512.20	288	014812	1
13/64"	.2031	2-7/16"	3-5/8"	014513	12	014513.20	288	014813	1
7/32"	.2188	2-1/2"	3-3/4"	014514	12	014514.20	288	014814	1
15/64"	.2344	2-5/8"	3-7/8"	014515	12	014515.20	288	014815	1
1/4"	.2500	2-3/4"	4"	014516	12	014516.20	288	014816	1
17/64"	.2656	2-7/8"	4-1/8"	014517	12	014517.20	144	014817	1
9/32"	.2812	2-15/16"	4-1/4"	014518	12	014518.20	144	014818	1
19/64"	.2969	3-1/16"	4-3/8"	014519	12	014519.20	144	014819	1
5/16"	.30125	3-3/16"	4-1/2"	014520	6	014520.20	144	014820	1
21/64"	.3281	3-5/16"	4-5/8"	014521	6	014521.20	144	014821	1
11/32"	.3438	3-7/16"	4-3/4"	014522	6	014522.20	144	014822	1
23/64"	.3594	3-1/2"	4-7/8"	014523	6	014523.20	144	014823	1
3/8"	.3750	3-5/8"	5"	014524	6	014524.20	144	014824	1
25/64**	.3906	3-3/4"	5-1/8"	014525	6	014525.20	144	014825	1
13/32**	.4062	3-7/8"	5-1/4"	014526	6	014526.20	144	014826	1
27/64"	.4219	3-15/16"	5-3/8"	014527	6	014527.20	144	014827	1
7/16"	.4375	4-1/16"	5-1/2"	014528	6	014528.20	144	014828	1
29/64"	.4531	4-3/16"	5-5/8"	014529	6	014529.20	144	014829	1
15/32"	.4688	4-5/16"	5-3/4"	014530	6	014530.20	144	014830	1
31/64"	.4844	4-3/8"	5-7/8"	014531	6	014531.20	144	014831	1
1/2"	.5000	4-1/2"	6"	014532	6	014532.20	144	014832	1



Corresponding Sets				
Style	Description	Pieces	Size Range	Order No.
T19HD+	Metal Index	13 Piece	1/16"-1/4" by 64 <sup>ths</sup>	099501
T18HD+	Metal Index	15 Piece	1/16"-1/2" by 32 <sup>nds</sup>	099502
T180HD+	Metal Index	21 Piece	1/16"-3/8" by 64 <sup>ths</sup>	099503
T17HDDC+	Clip-On Index	29 Piece	1/16"-1/2" by 64 <sup>ths</sup>	099504
T17HD+	Metal Index	29 Piece	1/16"-1/2" by 64 <sup>ths</sup>	099505
T123HD+	Metal Index	115 Piece	1/16"-1/2" by 64 <sup>ths</sup> , #1- #60, A-Z	099508
T80HD+	Display		1/16"-1/2" by 64 <sup>ths</sup>	099509



# HEAVY-DUTY JOBBER LENGTH DRILLS

Size	Decimal Equivalent	Flute Length	Overall Length	T2HD+ Packaging: Tube	
				Order No.	Pkg Qty
1**	.2280	2-5/8"	3-7/8"	014601	12
2**	.2210	2-5/8"	3-7/8"	014602	12
3**	.2130	2-1/2"	3-3/4"	014603	12
4**	.2090	2-1/2"	3-3/4"	014604	12
5**	.2055	2-1/2"	3-3/4"	014605	12
6**	.2040	2-1/2"	3-3/4"	014606	12
7**	.2010	2-7/16"	3-5/8"	014607	12
8**	.1990	2-7/16"	3-5/8"	014608	12
9**	.1960	2-7/16"	3-5/8"	014609	12
10**	.1935	2-7/16"	3-5/8"	014610	12
11**	.1910	2-5/16"	3-1/2"	014611	12
12**	.1890	2-5/16"	3-1/2"	014612	12
13	.1850	2-5/16"	3-1/2"	014613	12
14	.1820	2-3/16"	3-3/8"	014614	12
15	.1800	2-3/16"	3-3/8"	014615	12
16	.1770	2-3/16"	3-3/8"	014616	12
17	.1730	2-3/16"	3-3/8"	014617	12
18	.1695	2-1/8"	3-1/4"	014618	12
19	.1660	2-1/8"	3-1/4"	014619	12
20	.1610	2-1/8"	3-1/4"	014620	12
21	.1590	2-1/8"	3-1/4"	014621	12
22	.1570	2"	3-1/8"	014622	12
23	.1540	2"	3-1/8"	014623	12
24	.1520	2"	3-1/8"	014624	12
25	.1495	1-7/8"	3"	014625	12
26	.1470	1-7/8"	3"	014626	12
27	.1440	1-7/8"	3"	014627	12
28	.1405	1-3/4"	2-7/8"	014628	12
29	.1360	1-3/4"	2-7/8"	014629	12
30	.1285	1-5/8"	2-3/4"	014630	12
31	.1200	1-5/8"	2-3/4"	014631	12
32	.1160	1-5/8"	2-3/4"	014632	12
33	.1130	1-1/2"	2-5/8"	014633	12
34	.1110	1-1/2"	2-5/8"	014634	12
35	.1100	1-1/2"	2-5/8"	014635	12
36	.1065	1-7/16"	2-1/2"	014636	12
37	.1040	1-7/16"	2-1/2"	014637	12
38	.1015	1-7/16"	2-1/2"	014638	12
39	.0995	1-3/8"	2-3/8"	014639	12
40	.0980	1-3/8"	2-3/8"	014640	12
41	.0960	1-3/8"	2-3/8"	014641	12
42	.0935	1-1/4"	2-1/4"	014642	12
43	.0890	1-1/4"	2-1/4"	014643	12
44	.0860	1-1/8"	2-1/8"	014644	12
45	.0820	1-1/8"	2-1/8"	014645	12
46	.0810	1-1/8"	2-1/8"	014646	12
47	.0785	1"	2"	014647	12
48	.0760	1"	2"	014648	12
49	.0730	1"	2"	014649	12
50	.0700	1"	2"	014650	12
51	.0670	1"	2"	014651	12
52	.0635	7/8"	1-7/8"	014652	12
53*	.0595	7/8"	1-7/8"	014653	12
54*	.0550	7/8"	1-7/8"	014654	12
55*	.0520	7/8"	1-7/8"	014655	12
56*	.0465	3/4"	1-3/4"	014656	12
57*	.0430	3/4"	1-3/4"	014657	12
58*	.0420	11/16"	1-5/8"	014658	12
59*	.0410	11/16"	1-5/8"	014659	12
60*	.0400	11/16"	1-5/8"	014660	12

Size	Decimal Equivalent	Flute Length	Overall Length	T3HD+ Packaging: Bulk	
				Order No.	Pkg Qty
A	.2340	2-5/8"	3-7/8"	014701	12
B	.2380	2-3/4"	4"	014702	12
C	.2420	2-3/4"	4"	014703	12
D	.2460	2-3/4"	4"	014704	12
E	.2500	2-3/4"	4"	014705	12
F	.2570	2-7/8"	4-1/8"	014706	12
G	.2610	2-7/8"	4-1/8"	014707	12
H	.2660	2-7/8"	4-1/8"	014708	12
I	.2720	2-7/8"	4-1/8"	014709	12
J	.2770	2-7/8"	4-1/8"	014710	12
K	.2810	2-15/16"	4-1/4"	014711	12
L	.2900	2-15/16"	4-1/4"	014712	12
M	.2950	3-1/16"	4-3/8"	014713	12
N	.3020	3-1/16"	4-3/8"	014714	12
O	.3160	3-3/16"	4-1/2"	014715	6
P	.3230	3-5/16"	4-5/8"	014716	6
Q	.3320	3-7/16"	4-3/4"	014717	6
R	.3390	3-7/16"	4-3/4"	014718	6
S	.3480	3-1/2"	4-7/8"	014719	6
T	.3580	3-1/2"	4-7/8"	014720	6
U	.3680	3-5/8"	5"	014721	6
V	.3770	3-5/8"	5"	014722	6
W	.3860	3-3/4"	5-1/8"	014723	6
X	.3970	3-3/4"	5-1/8"	014724	6
Y	.4040	3-7/8"	5-1/4"	014725	6
Z	.4130	3-7/8"	5-1/4"	014726	6

Corresponding Sets				
Style	Description	Pieces	Size Range	Order No.
T22HD+	Metal Index	60 Piece	#1- #60	099506
T25HD+	Metal Index	26 Piece	A - Z	099507
T123HD+	Metal Index	115 Piece	1/16"-1/2" by 64 <sup>ths</sup> , #1- #60, A-Z	099508



\*Not split point \*\*3 Flats on shank



# HEAVY-DUTY JOBBER LENGTH DRILLS

The heavy-duty construction affords efficient drilling in medium strength alloy materials. The split point reduces the thrust requirements and minimizes "walking." A black and gold surface treatment is applied for superior lubricity.



- ▷ Heavy-duty 135° Split Point minimizes "walking"
- ▷ Black & Gold surface treatment for high wear resistance and lubricity
- ▷ 3 flats on shank for hand-held power tools

## T101D - T102D - T103D SERIES

### HEAVY-DUTY HIGH SPEED STEEL

135° Split Point

Fractional, Wire, Letter sizes

3 Flats on Shank

Black & Gold Finish



Size	Decimal Equivalent	Flute Length	Overall Length	T101D Packaging: Tube	
				Order No.	Pkg Qty
1/16"	.0625	7/8"	1-7/8"	022704	12
5/64"	.0781	1"	2"	022705	12
3/32"	.0938	1-1/4"	2-1/4"	022706	12
7/64"	.1094	1-1/2"	2-5/8"	022707	12
1/8"	.1250	1-5/8"	2-3/4"	022708	12
9/64"	.1406	1-3/4"	2-7/8"	022709	12
5/32"	.1562	2"	3-1/8"	022710	12
11/64"	.1719	2-1/8"	3-1/4"	022711	12
3 Flats on Shank					
3/16"	.1875	2-5/16"	3-1/2"	022712	12
13/64"	.2031	2-7/16"	3-5/8"	022713	12
7/32"	.2188	2-1/2"	3-3/4"	022714	12
15/64"	.2344	2-5/8"	3-7/8"	022715	12
1/4"	.2500	2-3/4"	4"	022716	12
17/64"	.2656	2-7/8"	4-1/8"	022717	12
9/32"	.2812	2-15/16"	4-1/4"	022718	12
19/64"	.2969	3-1/16"	4-3/8"	022719	12
5/16"	.3125	3-3/16"	4-1/2"	022720	6
21/64"	.3281	3-5/16"	4-5/8"	022721	6
11/32"	.3438	3-7/16"	4-3/4"	022722	6
23/64"	.3594	3-1/2"	4-7/8"	022723	6
3/8"	.3750	3-5/8"	5"	022724	6
25/64"*	.3906	3-3/4"	5-1/8"	022725	6
13/32"*	.4062	3-7/8"	5-1/4"	022726	6
27/64"	.4219	3-15/16"	5-3/8"	022727	6
7/16"	.4375	4-1/16"	5-1/2"	022728	6
29/64"	.4531	4-3/16"	5-5/8"	022729	6
15/32"	.4688	4-5/16"	5-3/4"	022730	6
31/64"	.4844	4-3/8"	5-7/8"	022731	6
1/2"	.5000	4-1/2"	6"	022732	6



© tools\_at\_work

Corresponding Sets				
Style	Description	Pieces	Size Range	Order No.
T1019D	Metal Index	13	1/16"-1/4" by 64 <sup>ths</sup>	090113
T1018D	Metal Index	15	1/16"-1/2" by 32 <sup>nds</sup>	090115
T10180D	Metal Index	21	1/16"-3/8" by 64 <sup>ths</sup>	090121
T1017D	Metal Index	29	1/16"-1/2" by 64 <sup>ths</sup>	090190
T1017DC	Round Twist Top Drill Caddy	29	1/16"-1/2" by 64 <sup>ths</sup>	090192
T10123D	Metal Index	115	1/16"-1/2" by 64 <sup>ths</sup> , #1- #60, A-Z	090196



# HEAVY-DUTY JOBBER LENGTH DRILLS

Size	Decimal Equivalent	Flute Length	Overall Length	T102D Packaging: Tube	
				Order No.	Pkg Qty
1**	.2280	2-5/8"	3-7/8"	024701	12
2**	.2210	2-5/8"	3-7/8"	024702	12
3**	.2130	2-1/2"	3-3/4"	024703	12
4**	.2090	2-1/2"	3-3/4"	024704	12
5**	.2055	2-1/2"	3-3/4"	024705	12
6**	.2040	2-1/2"	3-3/4"	024706	12
7**	.2010	2-7/16"	3-5/8"	024707	12
8**	.1990	2-7/16"	3-5/8"	024708	12
9**	.1960	2-7/16"	3-5/8"	024709	12
10**	.1935	2-7/16"	3-5/8"	024710	12
11**	.1910	2-5/16"	3-1/2"	024711	12
12**	.1890	2-5/16"	3-1/2"	024712	12
13	.1850	2-5/16"	3-1/2"	024713	12
14	.1820	2-3/16"	3-3/8"	024714	12
15	.1800	2-3/16"	3-3/8"	024715	12
16	.1770	2-3/16"	3-3/8"	024716	12
17	.1730	2-3/16"	3-3/8"	024717	12
18	.1695	2-1/8"	3-1/4"	024718	12
19	.1660	2-1/8"	3-1/4"	024719	12
20	.1610	2-1/8"	3-1/4"	024720	12
21	.1590	2-1/8"	3-1/4"	024721	12
22	.1570	2"	3-1/8"	024722	12
23	.1540	2"	3-1/8"	024723	12
24	.1520	2"	3-1/8"	024724	12
25	.1495	1-7/8"	3"	024725	12
26	.1470	1-7/8"	3"	024726	12
27	.1440	1-7/8"	3"	024727	12
28	.1405	1-3/4"	2-7/8"	024728	12
29	.1360	1-3/4"	2-7/8"	024729	12
30	.1285	1-5/8"	2-3/4"	024730	12
31	.1200	1-5/8"	2-3/4"	024731	12
32	.1160	1-5/8"	2-3/4"	024732	12
33	.1130	1-1/2"	2-5/8"	024733	12
34	.1110	1-1/2"	2-5/8"	024734	12
35	.1100	1-1/2"	2-5/8"	024735	12
36	.1065	1-7/16"	2-1/2"	024736	12
37	.1040	1-7/16"	2-1/2"	024737	12
38	.1015	1-7/16"	2-1/2"	024738	12
39	.0995	1-3/8"	2-3/8"	024739	12
40	.0980	1-3/8"	2-3/8"	024740	12
41	.0960	1-3/8"	2-3/8"	024741	12
42	.0935	1-1/4"	2-1/4"	024742	12
43	.0890	1-1/4"	2-1/4"	024743	12
44	.0860	1-1/8"	2-1/8"	024744	12
45	.0820	1-1/8"	2-1/8"	024745	12
46	.0810	1-1/8"	2-1/8"	024746	12
47	.0785	1"	2"	024747	12
48	.0760	1"	2"	024748	12
49	.0730	1"	2"	024749	12
50	.0700	1"	2"	024750	12
51	.0670	1"	2"	024751	12
52	.0635	7/8"	1-7/8"	024752	12
53*	.0595	7/8"	1-7/8"	024753	12
54*	.0550	7/8"	1-7/8"	024754	12
55*	.0520	7/8"	1-7/8"	024755	12
56*	.0465	3/4"	1-3/4"	024756	12
57*	.0430	3/4"	1-3/4"	024757	12
58*	.0420	11/16"	1-5/8"	024758	12
59*	.0410	11/16"	1-5/8"	024759	12
60*	.0400	11/16"	1-5/8"	024760	12

\*Not split point \*\*3 Flats on shank

Size	Decimal Equivalent	Flute Length	Overall Length	T103D Packaging: Tube	
				Order No.	Pkg Qty
A	.2340	2-5/8"	3-7/8"	026701	12
B	.2380	2-3/4"	4"	026702	12
C	.2420	2-3/4"	4"	026703	12
D	.2460	2-3/4"	4"	026704	12
E	.2500	2-3/4"	4"	026705	12
F	.2570	2-7/8"	4-1/8"	026706	12
G	.2610	2-7/8"	4-1/8"	026707	12
H	.2660	2-7/8"	4-1/8"	026708	12
I	.2720	2-7/8"	4-1/8"	026709	12
J	.2770	2-7/8"	4-1/8"	026710	12
K	.2810	2-15/16"	4-1/4"	026711	12
L	.2900	2-15/16"	4-1/4"	026712	12
M	.2950	3-1/16"	4-3/8"	026713	12
N	.3020	3-1/16"	4-3/8"	026714	12
O	.3160	3-3/16"	4-1/2"	026715	6
P	.3230	3-5/16"	4-5/8"	026716	6
Q	.3320	3-7/16"	4-3/4"	026717	6
R	.3390	3-7/16"	4-3/4"	026718	6
S	.3480	3-1/2"	4-7/8"	026719	6
T	.3580	3-1/2"	4-7/8"	026720	6
U	.3680	3-5/8"	5"	026721	6
V	.3770	3-5/8"	5"	026722	6
W	.3860	3-3/4"	5-1/8"	026723	6
X	.3970	3-3/4"	5-1/8"	026724	6
Y	.4040	3-7/8"	5-1/4"	026725	6
Z	.4130	3-7/8"	5-1/4"	026726	6

Corresponding Sets				
Style	Description	Pieces	Size Range	Order No.
T10125D	Metal Index	26	A-Z	099828
T10123D	Metal Index	115	1/16"-1/2" by 64ths, #1- #60, A-Z	090196



© spencer\_mcgill

# HEAVY-DUTY JOBBER LENGTH DRILLS

140° Split Point reduces "walking" at the drill point and makes these drills ideal for both handheld and CNC Operations. Usable in a wide range of materials including difficult-to-machine materials such as stainless steel.

- ▷ *Black & Gold surface treatment for maximum lubricity*
- ▷ *Jobber length for extra reach*
- ▷ *3-flat shank helps reduce slippage in the drill chuck*

## 400F SERIES

### HEAVY-DUTY HIGH SPEED STEEL

140° Split Point / 3 Flats

Fractional / Black & Gold



400F

Size	Flute Length	Overall Length	400F Order No.
1/16"	7/8"	1-7/8"	400F104
5/64"	1"	2"	400F105
3/32"	1-1/4"	2-1/4"	400F106
7/64"	1-1/2"	2-5/8"	400F107
1/8"	1-5/8"	2-3/4"	400F108
9/64"	1-3/4"	2-7/8"	400F109
5/32"	2"	3-1/8"	400F110
11/64"	2-1/8"	3-1/4"	400F111
3/16"	2-5/16"	3-1/2"	400F112
13/64"	2-7/16"	3-5/8"	400F113
7/32"	2-1/2"	3-3/4"	400F114
15/64"	2-5/8"	3-7/8"	400F115
1/4"	2-3/4"	4"	400F116
17/64"	2-7/8"	4-1/8"	400F117
9/32"	2-15/16"	4-1/4"	400F118

Size	Flute Length	Overall Length	400F Order No.
19/64"	3-1/16"	4-3/8"	400F119
5/16"	3-3/16"	4-1/2"	400F120
21/64"	3-5/16"	4-5/8"	400F121
11/32"	3-7/16"	4-3/4"	400F122
23/64"	3-1/2"	4-7/8"	400F123
3/8"	3-5/8"	5"	400F124
25/64"	3-3/4"	5-1/8"	400F125
13/32"	3-7/8"	5-1/4"	400F126
27/64"	3-15/16"	5-3/8"	400F127
7/16"	4-1/16"	5-1/2"	400F128
29/64"	4-3/16"	5-5/8"	400F129
15/32"	4-5/16"	5-3/4"	400F130
31/64"	4-3/8"	5-7/8"	400F131
1/2"	4-1/2"	6"	400F132

Flats start at 3/16"      1/16" thru 19/64" - 12 per pack, 5/16" thru 1/2" - 6 per pack

Corresponding Sets		
No. of Pcs.	Description	Order No.
<b>400F Series Jobber Drill Sets</b>		
21	1/16" - 3/8" by 64 <sup>ths</sup>	400F21
29	1/16" - 1/2" by 64 <sup>ths</sup>	400F29
29	DRILL PAL 1/16" - 1/2" by 64 <sup>ths</sup>	400FW29



400F29



# HEAVY-DUTY JOBBER LENGTH DRILLS

TiN (Titanium Nitride) coated drill bits are used for drilling holes in very hard and tough materials. The gold-colored coating excels at evacuating chips due to its high lubricity. The TiN coating is also very resistant to wear and abrasion due to it being extremely hard. This significantly extends the life of the tool in many intense drilling operations. This jobber drill also employs the THUNDERBIT geometry for increased strength and better resistance to breakage.

- ▷ Unique flute design for added strength and improved chip evacuation
- ▷ The TiN (titanium nitride) coating provides a super hard surface with high lubricity
- ▷ Extended tool life in high-wear drilling applications



## T1HDG SERIES HEAVY-DUTY HIGH SPEED STEEL 135° Split Point TiN Coating



Size	Decimal Equivalent	Flute Length	Overall Length	T1HDG Packaging: Tube	
				Order No.	Pkg Qty
1/16"	.0625	7/8"	1-7/8"	012804	12
5/64"	.0781	1"	2"	012805	12
3/32"	.0938	1-1/4"	2-1/4"	012806	12
7/64"	.1094	1-1/2"	2-5/8"	012807	12
1/8"	.1250	1-5/8"	2-3/4"	012808	12
9/64"	.1406	1-3/4"	2-7/8"	012809	12
5/32"	.1562	2"	3-1/8"	012810	12
11/64"	.1719	2-1/8"	3-1/4"	012811	12
3/16"	.1875	2-5/16"	3-1/2"	012812	12
13/64"	.2031	2-7/16"	3-5/8"	012813	12
7/32"	.2188	2-1/2"	3-3/4"	012814	12
15/64"	.2344	2-5/8"	3-7/8"	012815	12
1/4"	.2500	2-3/4"	4"	012816	12
17/64"	.2656	2-7/8"	4-1/8"	012817	12
9/32"	.2812	2-15/16"	4-1/4"	012818	12
19/64"	.2969	3-1/16"	4-3/8"	012819	12
5/16"	.3125	3-3/16"	4-1/2"	012820	6
21/64"	.3281	3-5/16"	4-5/8"	012821	6
11/32"	.3438	3-7/16"	4-3/4"	012822	6
23/64"	.3594	3-1/2"	4-7/8"	012823	6
3/8"	.3750	3-5/8"	5"	012824	6
25/64"	.3906	3-3/4"	5-1/8"	012825	6
13/32"	.4062	3-7/8"	5-1/4"	012826	6
27/64"	.4219	3-15/16"	5-3/8"	012827	6
7/16"	.4375	4-1/16"	5-1/2"	012828	6
29/64"	.4531	4-3/16"	5-5/8"	012829	6
15/32"	.4688	4-5/16"	5-3/4"	012830	6
31/64"	.4844	4-3/8"	5-7/8"	012831	6
1/2"	.5000	4-1/2"	6"	012832	6



© triumphtwistdrill

Corresponding Sets				
Style	Description	Pieces	Size Range	Order No.
T19HDG	Metal Index	13 Piece	1/16"-1/4" by 64 <sup>ths</sup>	093713
T18HDG	Metal Index	15 Piece	1/16"-1/2" by 32 <sup>nds</sup>	093716
T180HDG	Metal Index	21 Piece	1/16"-3/8" by 64 <sup>ths</sup>	093719
T17HDG	Metal Index	29 Piece	1/16"-1/2" by 64 <sup>ths</sup>	093700
T17HDCG	Clip On Index	29 Piece	1/16"-1/2" by 64 <sup>ths</sup>	093754





# HEAVY-DUTY JOBBER LENGTH DRILLS

The TiN (Titanium Nitride) coating provides a super hard surface with high lubricity and longer tool life, as the heat is deflected away from the drill. These drills can be used in a wide range of materials including steel, stainless steel, titanium, nickel, and aluminum. TiN coating is applied to the "working" part of the drill. This allows for all of the benefits that the user receives from a fully TiN coated product, but at a reduced price when compared to a drill that is fully coated.

- ▷ *The TiN (titanium nitride) coating provides a super hard surface with high lubricity*
- ▷ *Extended tool life in high wear application*
- ▷ *135° split point for self centering and reduced "walking"*

## 450T SERIES

### HEAVY-DUTY HIGH SPEED STEEL

135° Split Point / Straight Shank

Fractional / TiN Tip Coated



450T

Size	Flute Length	Overall Length	450T Order No.
1/16"	7/8"	1-7/8"	450T104
5/64"	1"	2"	450T105
3/32"	1-1/4"	2-1/4"	450T106
7/64"	1-1/2"	2-5/8"	450T107
1/8"	1-5/8"	2-3/4"	450T108
9/64"	1-3/4"	2-7/8"	450T109
5/32"	2"	3-1/8"	450T110
11/64"	2-1/8"	3-1/4"	450T111
3/16"	2-5/16"	3-1/2"	450T112
13/64"	2-7/16"	3-5/8"	450T113
7/32"	2-1/2"	3-3/4"	450T114
15/64"	2-5/8"	3-7/8"	450T115
1/4"	2-3/4"	4"	450T116
17/64"	2-7/8"	4-1/8"	450T117
9/32"	2-15/16"	4-1/4"	450T118

Size	Flute Length	Overall Length	450T Order No.
19/64"	3-1/16"	4-3/8"	450T119
5/16"	3-3/16"	4-1/2"	450T120
21/64"	3-5/16"	4-5/8"	450T121
11/32"	3-7/16"	4-3/4"	450T122
23/64"	3-1/2"	4-7/8"	450T123
3/8"	3-5/8"	5"	450T124
25/64"	3-3/4"	5-1/8"	450T125
13/32"	3-7/8"	5-1/4"	450T126
27/64"	3-15/16"	5-3/8"	450T127
7/16"	4-1/16"	5-1/2"	450T128
29/64"	4-3/16"	5-5/8"	450T129
15/32"	4-5/16"	5-3/4"	450T130
31/64"	4-3/8"	5-7/8"	450T131
1/2"	4-1/2"	6"	450T132

3/64" thru 19/64" & #1 thru #60 - 12 per pack, 5/16" thru 1/2" - 6 per pack

# HEAVY-DUTY JOBBER LENGTH DRILLS

## 450T SERIES

**HEAVY-DUTY HIGH SPEED STEEL**

135° Split Point / Straight Shank

Number / TiN Tip Coated



450T


Size	Flute Length	Overall Length	450T Order No.
1	2-5/8"	3-7/8"	450T001
2	2-5/8"	3-7/8"	450T002
3	2-1/2"	3-3/4"	450T003
4	2-1/2"	3-3/4"	450T004
5	2-1/2"	3-3/4"	450T005
6	2-1/2"	3-3/4"	450T006
7	2-7/16"	3-5/8"	450T007
8	2-7/16"	3-5/8"	450T008
9	2-7/16"	3-5/8"	450T009
10	2-7/16"	3-5/8"	450T010
11	2-5/16"	3-1/2"	450T011
12	2-5/16"	3-1/2"	450T012
13	2-5/16"	3-1/2"	450T013
14	2-3/16"	3-3/8"	450T014
15	2-3/16"	3-3/8"	450T015
16	2-3/16"	3-3/8"	450T016
17	2-3/16"	3-3/8"	450T017
18	2-1/8"	3-1/4"	450T018
19	2-1/8"	3-1/4"	450T019
20	2-1/8"	3-1/4"	450T020
21	2-1/8"	3-1/4"	450T021
22	2"	3-1/8"	450T022
23	2"	3-1/8"	450T023
24	2"	3-1/8"	450T024
25	1-7/8"	3"	450T025
26	1-7/8"	3"	450T026
27	1-7/8"	3"	450T027
28	1-3/4"	2-7/8"	450T028
29	1-3/4"	2-7/8"	450T029
30	1-5/8"	2-3/4"	450T030

Size	Flute Length	Overall Length	450T Order No.
31	1-5/8"	2-3/4"	450T031
32	1-5/8"	2-3/4"	450T032
33	1-1/2"	2-5/8"	450T033
34	1-1/2"	2-5/8"	450T034
35	1-1/2"	2-5/8"	450T035
36	1-7/16"	2-1/2"	450T036
37	1-7/16"	2-1/2"	450T037
38	1-7/16"	2-1/2"	450T038
39	1-3/8"	2-3/8"	450T039
40	1-3/8"	2-3/8"	450T040
41	1-3/8"	2-3/8"	450T041
42	1-1/4"	2-1/4"	450T042
43	1-1/4"	2-1/4"	450T043
44	1-1/8"	2-1/8"	450T044
45	1-1/8"	2-1/8"	450T045
46	1-1/8"	2-1/8"	450T046
47	1"	2"	450T047
48	1"	2"	450T048
49	1"	2"	450T049
50	1"	2"	450T050
51	1"	2"	450T051
52	7/8"	1-7/8"	450T052
53*	7/8"	1-7/8"	450T053
54*	7/8"	1-7/8"	450T054
55*	7/8"	1-7/8"	450T055
56*	3/4"	1-3/4"	450T056
57*	3/4"	1-3/4"	450T057
58*	11/16"	1-5/8"	450T058
59*	11/16"	1-5/8"	450T059
60*	11/16"	1-5/8"	450T060

\*Not split point

#1 thru #60 - 12 per pack

Corresponding Sets		
No. of Pcs.	Description	Order No.
<b>450T Series Jobber Drill Sets</b>		
13	1/16" - 1/4" by 64 <sup>ths</sup>	450T13
15	1/16" - 1/2" by 32 <sup>nds</sup>	450T15
21	1/16" - 3/8" by 64 <sup>ths</sup>	450T21
29	1/16" - 1/2" by 64 <sup>ths</sup>	450T29
29	1/16" - 1/2" by 64 <sup>ths</sup> DRILL PAL	450TW29
60	#1 - 60	450T60



450T21

# HEAVY-DUTY JOBBER LENGTH DRILLS

# SST

## SST SERIES

### HEAVY-DUTY COBALT

**118° Split Point / 6-Flats Shank**  
**Fractional / Bronze Oxide**

The proven original SST™ drill bit, made with HSCo, is designed with an exclusive quick shank that ensures fast and secure tightening inside any keyed or keyless chucks. Ideal for cordless drills, allowing you to drill more holes per charge. Recommended for drilling on any type of thin gauge metal or sheet metal where a jobber's length bit is required. Ability to drill through multiple layers of metal quickly and easily.

- ▷ *Unique shank design with six long flats*
- ▷ *Self-centering 118° split point geometry*
- ▷ *Proven SST heat and surface treatment*
- ▷ *Back tapered body*
- ▷ *Heavy-duty HSCo body construction*
- ▷ *Packaged in reusable plastic boxes*



Drill Size	Flute Length	Overall Length	Order No.	Std. Pkg.	Std. Ctn.	Available individually Order No.
1/16"	3/16"	13/16"	01A004	10	100	01A004A
5/64"	15/16"	1 15/16"	01A005	10	100	01A005A
3/32"	1 3/16"	2 1/4"	01A006	10	100	01A006A
7/64"	1 5/16"	2 3/8"	01A007	10	100	01A007A
1/8"	1 7/16"	2 9/16"	01A008	10	100	01A008A
9/64"	1 9/16"	2 3/4"	01A009	10	100	01A009A
5/32"	1 11/16"	2 15/16"	01A010	10	100	01A010A
11/64"	1 7/8"	3 1/8"	01A011	10	100	01A011A
3/16"	2 1/16"	3 3/8"	01A012	10	100	01A012A
13/64"	2 1/16"	3 3/8"	01A013	10	100	01A013A
7/32"	2 1/4"	3 11/16"	01A014	10	100	01A014A
15/64"	2 1/4"	3 11/16"	01A015	10	100	01A015A
1/4"	2 1/2"	4"	01A016	10	100	01A016A
17/64"	2 11/16"	4 5/16"	01A017	10	100	01A017A
9/32"	2 11/16"	4 5/16"	01A018	10	100	01A018A
19/64"	2 15/16"	4 5/8"	01A019	10	100	01A019A
5/16"	2 15/16"	4 5/8"	01A020	10	100	01A020A
21/64"	2 15/16"	4 5/8"	01A021	10	100	01A021A
11/32"	3 3/16"	4 15/16"	01A022	10	100	01A022A
23/64"	3 3/16"	4 15/16"	01A023	10	100	01A023A
3/8"	3 7/16"	5 1/4"	01A024	10	100	01A024A
25/64"	3 7/16"	5 1/4"	01A025	5	50	01A025A
13/32"	3 7/16"	5 1/4"	01A026	5	50	01A026A
27/64"	3 11/16"	5 9/16"	01A027	5	50	01A027A
7/16"	3 11/16"	5 9/16"	01A028	5	50	01A028A
29/64"	3 11/16"	5 9/16"	01A029	5	50	01A029A
15/32"	4"	5 15/16"	01A030	5	50	01A030A
31/64"	4"	5 15/16"	01A031	5	50	01A031A
1/2"	4"	5 15/16"	01A032	5	50	01A032A

Sizes 11/64" and smaller have a round shank.



**NOW AVAILABLE  
IN BLISTER PACKS  
SOLD IN BOXES**



Corresponding Sets	
Shock-Resistant, Extra-Thick Polyethylene Drill Bit Carrying Case	
Description	Order No.
1/16" to 1/2" by 64 <sup>ths</sup> 29 drill bits	01E118



Video available at The WALTER Network  
[www.youtube.com/user/TheWalterNetwork](http://www.youtube.com/user/TheWalterNetwork)

### Tech tip!

For increased cutting efficiency and tool life, use COOLCUT solid stick lubricant.  
Order No.: 53B013

# HEAVY-DUTY JOBBER LENGTH DRILLS



Heavy-duty construction made to NAS Type J aircraft specifications. Used for drilling holes in hard, tough materials such as stainless steel, titanium high temperature and high strength alloys.

- ▷ High red hardness of cobalt permits speeds 30% greater than HSS drills
- ▷ Bronze surface treatment for high lubricity
- ▷ Cobalt drills can cut harder materials than HSS drills
- ▷ Available in bulk packaging

## 500 SERIES

### HEAVY-DUTY COBALT

135° Split Point / Straight Shank  
Fractional / Bronze



500

Size	Flute Length	Overall Length	500 Order No.
3/64"	3/4"	1-3/4"	500A103
1/16"	7/8"	1-7/8"	500A104
5/64"	1"	2"	500A105
3/32"	1-1/4"	2-1/4"	500A106
7/64"	1-1/2"	2-5/8"	500A107
1/8"	1-5/8"	2-3/4"	500A108
9/64"	1-3/4"	2-7/8"	500A109
5/32"	2"	3-1/8"	500A110
11/64"	2-1/8"	3-1/4"	500A111
3/16"	2-5/16"	3-1/2"	500A112
13/64"	2-7/16"	3-5/8"	500A113
7/32"	2-1/2"	3-3/4"	500A114
15/64"	2-5/8"	3-7/8"	500A115
1/4"	2-3/4"	4"	500A116
17/64"	2-7/8"	4-1/8"	500A117

Size	Flute Length	Overall Length	500 Order No.
9/32"	2-15/16"	4-1/4"	500A118
19/64"	3-1/16"	4-3/8"	500A119
5/16"	3-3/16"	4-1/2"	500A120
21/64"	3-5/16"	4-5/8"	500A121
11/32"	3-7/16"	4-3/4"	500A122
23/64"	3-1/2"	4-7/8"	500A123
3/8"	3-5/8"	5"	500A124
25/64"	3-3/4"	5-1/8"	500A125
13/32"	3-7/8"	5-1/4"	500A126
27/64"	3-15/16"	5-3/8"	500A127
7/16"	4-1/16"	5-1/2"	500A128
29/64"	4-3/16"	5-5/8"	500A129
15/32"	4-5/16"	5-3/4"	500A130
31/64"	4-3/8"	5-7/8"	500A131
1/2"	4-1/2"	6"	500A132

3/64" thru 19/64" and "A" thru "L" - 12 per pack  
5/16" thru 1/2" and "M" thru "Z" - 6 per pack

## 580 SERIES

### HEAVY-DUTY COBALT

135° Split Point / Straight Shank  
Number / Bronze



580

Size	Flute Length	Overall Length	580 Order No.
1	2-5/8"	3-7/8"	580A001
2	2-1/2"	3-7/8"	580A002
3	2-1/2"	3-3/4"	580A003
4	2-1/2"	3-3/4"	580A004
5	2-1/2"	3-3/4"	580A005
6	2-1/2"	3-3/4"	580A006
7	2-7/16"	3-5/8"	580A007
8	2-7/16"	3-5/8"	580A008
9	2-7/16"	3-5/8"	580A009
10	2-7/16"	3-5/8"	580A010
11	2-5/16"	3-1/2"	580A011
12	2-5/16"	3-1/2"	580A012
13	2-5/16"	3-1/2"	580A013

Size	Flute Length	Overall Length	580 Order No.
14	2-3/16"	3-3/8"	580A014
15	2-3/16"	3-3/8"	580A015
16	2-3/16"	3-3/8"	580A016
17	2-3/16"	3-3/8"	580A017
18	2-1/8"	3-1/4"	580A018
19	2-1/8"	3-1/4"	580A019
20	2-1/8"	3-1/4"	580A020
21	2-1/8"	3-1/4"	580A021
22	2"	3-1/8"	580A022
23	2"	3-1/8"	580A023
24	2"	3-1/8"	580A024
25	1-7/8"	3"	580A025
26	1-7/8"	3"	580A026



# HEAVY-DUTY JOBBER LENGTH DRILLS

## 580 SERIES

### HEAVY-DUTY COBALT

135° Split Point / Straight Shank

Number / Bronze



580

Size	Flute Length	Overall Length	580 Order No.
27	1-7/8"	3"	580A027
28	1-3/4"	2-7/8"	580A028
29	1-3/4"	2-7/8"	580A029
30	1-5/8"	2-3/4"	580A030
31	1-5/8"	2-3/4"	580A031
32	1-5/8"	2-3/4"	580A032
33	1-1/2"	2-5/8"	580A033
34	1-1/2"	2-5/8"	580A034
35	1-1/2"	2-5/8"	580A035
36	1-7/16"	2-1/2"	580A036
37	1-7/16"	2-1/2"	580A037
38	1-7/16"	2-1/2"	580A038
39	1-3/8"	2-3/8"	580A039
40	1-3/8"	2-3/8"	580A040
41	1-3/8"	2-3/8"	580A041
42	1-1/4"	2-1/4"	580A042
43	1-1/4"	2-1/4"	580A043

Size	Flute Length	Overall Length	580 Order No.
44	1-1/8"	2-1/8"	580A044
45	1-1/8"	2-1/8"	580A045
46	1-1/8"	2-1/8"	580A046
47	1"	2"	580A047
48	1"	2"	580A048
49	1"	2"	580A049
50	1"	2"	580A050
51	1"	2"	580A051
52	7/8"	1-7/8"	580A052
53*	7/8"	1-7/8"	580A053
54*	7/8"	1-7/8"	580A054
55*	7/8"	1-7/8"	580A055
56*	3/4"	1-3/4"	580A056
57*	3/4"	1-3/4"	580A057
58*	11/16"	1-5/8"	580A058
59*	11/16"	1-5/8"	580A059
60*	11/16"	1-5/8"	580A060

\*Not split point

#1 thru #60 - 12 per pack

## 540 SERIES

### HEAVY-DUTY COBALT

135° Split Point / Straight Shank

Letter / Bronze



540

Size	Flute Length	Overall Length	540 Order No.
A	2-5/8"	3-7/8"	540A501
B	2-3/4"	4"	540A502
C	2-3/4"	4"	540A503
D	2-3/4"	4"	540A504
E	2-3/4"	4"	540A505
F	2-7/8"	4-1/8"	540A506
G	2-7/8"	4-1/8"	540A507
H	2-7/8"	4-1/8"	540A508
I	2-7/8"	4-1/8"	540A509
J	2-7/8"	4-1/8"	540A510
K	2-15/16"	4-1/4"	540A511
L	2-15/16"	4-1/4"	540A512
M	3-1/16"	4-3/8"	540A513

Size	Flute Length	Overall Length	540 Order No.
N	3-1/16"	4-3/8"	540A514
O	3-3/16"	4-1/2"	540A515
P	3-5/16"	4-5/8"	540A516
Q	3-7/16"	4-3/4"	540A517
R	3-7/16"	4-3/4"	540A518
S	3-1/2"	4-7/8"	540A519
T	3-1/2"	4-7/8"	540A520
U	3-5/8"	5"	540A521
V	3-5/8"	5"	540A522
W	3-3/4"	5-1/8"	540A523
X	3-3/4"	5-1/8"	540A524
Y	3-7/8"	5-1/4"	540A525
Z	3-7/8"	5-1/4"	540A526

"A" thru "L" - 12 per pack, "M" thru "Z" - 6 per pack

Sizes	Bulk Quantity
1/16" - 1/8" & #60 - #30	504
9/64" - 13/64" & #29 - #6	252
7/32" - 5/16" & #5 - #1 & A - N	132
21/64" - 1/2" & 0 - Z	72

Corresponding Sets		
No. of Pcs.	Description	Order No.
<b>500/540/580 &amp; 500E/580E Series Cobalt Heavy-Duty Jobber Drill Sets</b>		
13	1/16" - 1/4" by 64 <sup>ths</sup>	500A13
15	1/16" - 1/2" by 32 <sup>nds</sup>	500A15
21	1/16" - 3/8" by 64 <sup>ths</sup>	500A21
21	1/16" - 1/4" by 64 <sup>ths</sup> & 9/32" - 1/2" by 32 <sup>nds</sup>	500A21V
26	A - Z	500A26
29	1/16" - 1/2" by 64 <sup>ths</sup>	500A29
29	DRILL PAL 1/16" - 1/2" by 64 <sup>ths</sup>	500AW29
60	#1 - #60	500A60
115	1/16" - 1/2" by 64 <sup>ths</sup> , #1 - 60, A - Z	500A0115



500A29

# HEAVY-DUTY JOBBER LENGTH DRILLS

## 500E SERIES

### HEAVY-DUTY COBALT

135° Split Point / Straight Shank

Fractional / Bronze



500E

Size	Flute Length	Overall Length	500E Order No.
1/16"	7/8"	1-7/8"	500E104
5/64"	1"	2"	500E105
3/32"	1-1/4"	2-1/4"	500E106
7/64"	1-1/2"	2-5/8"	500E107
1/8"	1-5/8"	2-3/4"	500E108
9/64"	1-3/4"	2-7/8"	500E109
5/32"	2"	3-1/8"	500E110
11/64"	2-1/8"	3-1/4"	500E111
3/16"	2-5/16"	3-1/2"	500E112
13/64"	2-7/16"	3-5/8"	500E113
7/32"	2-1/2"	3-3/4"	500E114
15/64"	2-5/8"	3-7/8"	500E115
1/4"	2-3/4"	4"	500E116
17/64"	2-7/8"	4-1/8"	500E117
9/32"	2-15/16"	4-1/4"	500E118
19/64"	3-1/16"	4-3/8"	500E119
5/16"	3-3/16"	4-1/2"	500E120
21/64"	3-5/16"	4-5/8"	500E121
11/32"	3-7/16"	4-3/4"	500E122
23/64"	3-1/2"	4-7/8"	500E123
3/8"	3-5/8"	5"	500E124
25/64"	3-3/4"	5-1/8"	500E125
13/32"	3-7/8"	5-1/4"	500E126
27/64"	3-15/16"	5-3/8"	500E127
7/16"	4-1/16"	5-1/2"	500E128
29/64"	4-3/16"	5-5/8"	500E129
15/32"	4-5/16"	5-3/4"	500E130
31/64"	4-3/8"	5-7/8"	500E131
1/2"	4-1/2"	6"	500E132

1/16" thru 19/64" - 12 per pack., 5/16" thru 1/2" - 6 per pack.



500E29

Corresponding Sets		
No. of Pcs.	Description	Order No.
<b>500E/580E Series Cobalt Heavy-Duty Jobber Drill Sets</b>		
13	1/16" - 1/4" by 64 <sup>ths</sup>	500E13
15	1/16" - 1/2" by 32 <sup>nds</sup>	500E15
21	1/16" - 3/8" by 64 <sup>ths</sup>	500E21
21	1/16" - 1/4" by 64 <sup>ths</sup> & 9/32" - 1/2" by 32 <sup>nds</sup>	500E21V
29	1/16" - 1/2" by 64 <sup>ths</sup>	500E29
60	#1 - #60	500E60

## 580E SERIES

### HEAVY-DUTY COBALT

135° Split Point / Straight Shank

Number / Bronze



580E

Size	Flute Length	Overall Length	580E Order No.
1	2-5/8"	3-7/8"	580E001
2	2-1/2"	3-7/8"	580E002
3	2-1/2"	3-3/4"	580E003
4	2-1/2"	3-3/4"	580E004
5	2-1/2"	3-3/4"	580E005
6	2-1/2"	3-3/4"	580E006
7	2-7/16"	3-5/8"	580E007
8	2-7/16"	3-5/8"	580E008
9	2-7/16"	3-5/8"	580E009
10	2-7/16"	3-5/8"	580E010
11	2-5/16"	3-1/2"	580E011
12	2-5/16"	3-1/2"	580E012
13	2-5/16"	3-1/2"	580E013
14	2-3/16"	3-3/8"	580E014
15	2-3/16"	3-3/8"	580E015
16	2-3/16"	3-1/4"	580E016
17	2-3/16"	3-1/4"	580E017
18	2-1/8"	3-1/4"	580E018
19	2-1/8"	3-1/4"	580E019
20	2-1/8"	3-1/4"	580E020
21	2-1/8"	3-1/4"	580E021
22	2"	3-1/8"	580E022
23	2"	3-1/8"	580E023
24	2"	3-1/8"	580E024
25	1-7/8"	3"	580E025
26	1-7/8"	3"	580E026
27	1-7/8"	3"	580E027
28	1-3/4"	2-7/8"	580E028
29	1-3/4"	2-7/8"	580E029
30	1-5/8"	2-3/4"	580E030
31	1-5/8"	2-3/4"	580E031
32	1-5/8"	2-3/4"	580E032
33	1-1/2"	2-5/8"	580E033
34	1-1/2"	2-5/8"	580E034
35	1-1/2"	2-5/8"	580E035
36	1-7/16"	2-1/2"	580E036
37	1-7/16"	2-1/2"	580E037
38	1-7/16"	2-1/2"	580E038
39	1-3/8"	2-3/8"	580E039
40	1-3/8"	2-3/8"	580E040
41	1-3/8"	2-3/8"	580E041
42	1-1/4"	2-1/4"	580E042
43	1-1/4"	2-1/4"	580E043
44	1-1/8"	2-1/8"	580E044
45	1-1/8"	2-1/8"	580E045
46	1-1/8"	2-1/8"	580E046
47	1"	2"	580E047
48	1"	2"	580E048
49	1"	2"	580E049
50	1"	2"	580E050
51	1"	2"	580E051
52	7/8"	1-7/8"	580E052
53*	7/8"	1-7/8"	580E053
54*	7/8"	1-7/8"	580E054
55*	7/8"	1-7/8"	580E055
56*	3/4"	1-3/4"	580E056
57*	3/4"	1-3/4"	580E057
58*	11/16"	1-5/8"	580E058
59*	11/16"	1-5/8"	580E059
60*	11/16"	1-5/8"	580E060

\* Not Split Point

# HEAVY-DUTY JOBBER LENGTH DRILLS

The heavy-duty construction with a THUNDERBIT core and flute design affords efficient portable drilling in medium strength alloy materials. The split point reduces the thrust requirements and minimizes "walking." A black and gold surface treatment is applied for superior lubricity.

- ▷ Unique flute design for added strength and improved chip evacuation
- ▷ Bronze oxide for maximum lubricity
- ▷ Cobalt substrate permits speeds and feeds up to 30% faster than HSS drill



## T1HDC SERIES HEAVY-DUTY COBALT

135° Split Point / Straight Shank  
Fractional / Bronze



Size	Decimal Equivalent	Flute Length	Overall Length	T1HDC Packaging: Tube	
				Order No.	Pkg Qty
1/16"	.0625	7/8"	1-7/8"	013504	12
5/64"	.0781	1"	2"	013505	12
3/32"	.0938	1-1/4"	2-1/4"	013506	12
7/64"	.1094	1-1/2"	2-5/8"	013507	12
1/8"	.1250	1-5/8"	2-3/4"	013508	12
9/64"	.1406	1-3/4"	2-7/8"	013509	12
5/32"	.1562	2"	3-1/8"	013510	12
11/64"	.1719	2-1/8"	3-1/4"	013511	12
3/16"	.1875	2-5/16"	3-1/2"	013512	12
13/64"	.2031	2-7/16"	3-5/8"	013513	12
7/32"	.2188	2-1/2"	3-3/4"	013514	12
15/64"	.2344	2-5/8"	3-7/8"	013515	12
1/4"	.2500	2-3/4"	4"	013516	12
17/64"	.2656	2-7/8"	4-1/8"	013517	12
9/32"	.2812	2-15/16"	4-1/4"	013518	12
19/64"	.2969	3-1/16"	4-3/8"	013519	12
5/16"	.3125	3-3/16"	4-1/2"	013520	6
21/64"	.3281	3-5/16"	4-5/8"	013521	6
11/32"	.3438	3-7/16"	4-3/4"	013522	6
23/64"	.3594	3-1/2"	4-7/8"	013523	6
3/8"	.3750	3-5/8"	5"	013524	6
25/64"	.3906	3-3/4"	5-1/8"	013525	6
13/32"	.4062	3-7/8"	5-1/4"	013526	6
27/64"	.4219	3-15/16"	5-3/8"	013527	6
7/16"	.4375	4-1/16"	5-1/2"	013528	6
29/64"	.4531	4-3/16"	5-5/8"	013529	6
15/32"	.4688	4-5/16"	5-3/4"	013530	6
31/64"	.4844	4-3/8"	5-7/8"	013531	6
1/2"	.5000	4-1/2"	6"	013532	6

#1 thru #60 - 12 per pack



© coldhardart

Corresponding Sets				
Style	Description	Pieces	Size Range	Order No.
T19HDC	Metal Index	13 Piece	1/16"-1/4" by 64 <sup>ths</sup>	099813
T18HDC	Metal Index	15 Piece	1/16"-1/2" by 32 <sup>nds</sup>	099816
T180HDC	Metal Index	21 Piece	1/16"-3/8" by 64 <sup>ths</sup>	099819
T17HDC	Metal Index	29 Piece	1/16"-1/2" by 64 <sup>ths</sup>	099821
T17HDCDC	Clip On Index	29 Piece	1/16"-1/2" by 64 <sup>ths</sup>	099854



# HEAVY-DUTY JOBBER LENGTH DRILLS

Used for drilling holes in hard, tough materials such as stainless steel, titanium, high temperature, and high strength alloys.

- ▷ High red hardness of cobalt permits speeds 30% greater than HSS drills
- ▷ Bronze surface treatment for high lubricity
- ▷ Cobalt drills can cut harder materials than HSS drills



## T1C - BP1C - T2C - T3C SERIES

### HEAVY-DUTY COBALT

135° Split Point / Straight Shank


Fractional, Number, Letter / Bronze



Size	Decimal Equivalent	Flute Length	Overall Length	T1C Packaging: Tube		T1C Packaging: Bulk		BP1C Packaging: Card	
				Order No.	Pkg Qty	Order No.	Pkg Qty	Order No.	Pkg Qty
1/16"	.0625	7/8"	1-7/8"	011504	12	011504.20	288	014204	1
5/64"	.0781	1"	2"	011505	12	011505.20	288	014205	1
3/32"	.0938	1-1/4"	2-1/4"	011506	12	011506.20	288	014206	1
7/64"	.1094	1-1/2"	2-5/8"	011507	12	011507.20	288	014207	1
1/8"	.1250	1-5/8"	2-3/4"	011508	12	011508.20	288	014208	1
9/64"	.1406	1-3/4"	2-7/8"	011509	12	011509.20	288	014209	1
5/32"	.1562	2"	3-1/8"	011510	12	011510.20	288	014210	1
11/64"	.1719	2-1/8"	3-1/4"	011511	12	011511.20	288	014211	1
3/16"	.1875	2-5/16"	3-1/2"	011512	12	011512.20	288	014212	1
13/64"	.2031	2-7/16"	3-5/8"	011513	12	011513.20	288	014213	1
7/32"	.2188	2-1/2"	3-3/4"	011514	12	011514.20	288	014214	1
15/64"	.2344	2-5/8"	3-7/8"	011515	12	011515.20	288	014215	1
1/4"	.2500	2-3/4"	4"	011516	12	011516.20	288	014216	1
17/64"	.2656	2-7/8"	4-1/8"	011517	12	011517.20	144	014217	1
9/32"	.2812	2-15/16"	4-1/4"	011518	12	011518.20	144	014218	1
19/64"	.2969	3-1/16"	4-3/8"	011519	12	011519.20	144	014219	1
5/16"	.3125	3-3/16"	4-1/2"	011520	6	011520.20	144	014220	1
21/64"	.3281	3-5/16"	4-5/8"	011521	6	011521.20	144	014221	1
11/32"	.3438	3-7/16"	4-3/4"	011522	6	011522.20	144	014222	1
23/64"	.3594	3-1/2"	4-7/8"	011523	6	011523.20	144	014223	1
3/8"	.3750	3-5/8"	5"	011524	6	011524.20	144	014224	1
25/64"	.3906	3-3/4"	5-1/8"	011525	6	011525.20	144	014225	1
13/32"	.4062	3-7/8"	5-1/4"	011526	6	011526.20	144	014226	1
27/64"	.4219	3-15/16"	5-3/8"	011527	6	011527.20	144	014227	1
7/16"	.4375	4-1/16"	5-1/2"	011528	6	011528.20	144	014228	1
29/64"	.4531	4-3/16"	5-5/8"	011529	6	011529.20	144	014229	1
15/32"	.4688	4-5/16"	5-3/4"	011530	6	011530.20	144	014230	1
31/64"	.4844	4-3/8"	5-7/8"	011531	6	011531.20	144	014231	1
1/2"	.5000	4-1/2"	6"	011532	6	011532.20	144	014232	1



Corresponding Sets				
Style	Description	Pieces	Size Range	Order No.
T19C	Metal Index	13 Piece	1/16"-1/4" by 64 <sup>ths</sup>	099823
T18C	Metal Index	15 Piece	1/16"-1/2" by 32 <sup>nds</sup>	099826
T180C	Metal Index	21 Piece	1/16"-3/8" by 64 <sup>ths</sup>	099825
T17C	Metal Index	29 Piece	1/16"-1/2" by 64 <sup>ths</sup>	099822
T123C	Metal Index	115 Piece	1/16"-1/2" by 64 <sup>ths</sup> , #1- #60, A-Z	099831





# HEAVY-DUTY JOBBER LENGTH DRILLS

Size	Decimal Equivalent	Flute Length	Overall Length	T2C Packaging: Tube	
				Order No.	Pkg Qty
1	.2280	2-5/8"	3-7/8"	011701	12
2	.2210	2-5/8"	3-7/8"	011702	12
3	.2130	2-1/2"	3-3/4"	011703	12
4	.2090	2-1/2"	3-3/4"	011704	12
5	.2055	2-1/2"	3-3/4"	011705	12
6	.2040	2-1/2"	3-3/4"	011706	12
7	.2010	2-7/16"	3-5/8"	011707	12
8	.1990	2-7/16"	3-5/8"	011708	12
9	.1960	2-7/16"	3-5/8"	011709	12
10	.1935	2-7/16"	3-5/8"	011710	12
11	.1910	2-5/16"	3-1/2"	011711	12
12	.1890	2-5/16"	3-1/2"	011712	12
13	.1850	2-5/16"	3-1/2"	011713	12
14	.1820	2-3/16"	3-3/8"	011714	12
15	.1800	2-3/16"	3-3/8"	011715	12
16	.1770	2-3/16"	3-3/8"	011716	12
17	.1730	2-3/16"	3-3/8"	011717	12
18	.1695	2-1/8"	3-1/4"	011718	12
19	.1660	2-1/8"	3-1/4"	011719	12
20	.1610	2-1/8"	3-1/4"	011720	12
21	.1590	2-1/8"	3-1/4"	011721	12
22	.1570	2"	3-1/8"	011722	12
23	.1540	2"	3-1/8"	011723	12
24	.1520	2"	3-1/8"	011724	12
25	.1495	1-7/8"	3"	011725	12
26	.1470	1-7/8"	3"	011726	12
27	.1440	1-7/8"	3"	011727	12
28	.1405	1-3/4"	2-7/8"	011728	12
29	.1360	1-3/4"	2-7/8"	011729	12
30	.1285	1-5/8"	2-3/4"	011730	12
31	.1200	1-5/8"	2-3/4"	011731	12
32	.1160	1-5/8"	2-3/4"	011732	12
33	.1130	1-1/2"	2-5/8"	011733	12
34	.1110	1-1/2"	2-5/8"	011734	12
35	.1100	1-1/2"	2-5/8"	011735	12
36	.1065	1-7/16"	2-1/2"	011736	12
37	.1040	1-7/16"	2-1/2"	011737	12
38	.1015	1-7/16"	2-1/2"	011738	12
39	.0995	1-3/8"	2-3/8"	011739	12
40	.0980	1-3/8"	2-3/8"	011740	12
41	.0960	1-3/8"	2-3/8"	011741	12
42	.0935	1-1/4"	2-1/4"	011742	12
43	.0890	1-1/4"	2-1/4"	011743	12
44	.0860	1-1/8"	2-1/8"	011744	12
45	.0820	1-1/8"	2-1/8"	011745	12
46	.0810	1-1/8"	2-1/8"	011746	12
47	.0785	1"	2"	011747	12
48	.0760	1"	2"	011748	12
49	.0730	1"	2"	011749	12
50	.0700	1"	2"	011750	12
51	.0670	1"	2"	011751	12
52	.0635	7/8"	1-7/8"	011752	12
53*	.0595	7/8"	1-7/8"	011753	12
54*	.0550	7/8"	1-7/8"	011754	12
55*	.0520	7/8"	1-7/8"	011755	12
56*	.0465	3/4"	1-3/4"	011756	12
57*	.0430	3/4"	1-3/4"	011757	12
58*	.0420	11/16"	1-5/8"	011758	12
59*	.0410	11/16"	1-5/8"	011759	12
60*	.0400	11/16"	1-5/8"	011760	12

Size	Decimal Equivalent	Flute Length	Overall Length	T3C Packaging: Tube	
				Order No.	Pkg Qty
A	.2340	2-5/8"	3-7/8"	011901	12
B	.2380	2-3/4"	4"	011902	12
C	.2420	2-3/4"	4"	011903	12
D	.2460	2-3/4"	4"	011904	12
E	.2500	2-3/4"	4"	011905	12
F	.2570	2-7/8"	4-1/8"	011906	12
G	.2610	2-7/8"	4-1/8"	011907	12
H	.2660	2-7/8"	4-1/8"	011908	12
I	.2720	2-7/8"	4-1/8"	011909	12
J	.2770	2-7/8"	4-1/8"	011910	12
K	.2810	2-15/16"	4-1/4"	011911	12
L	.2900	2-15/16"	4-1/4"	011912	12
M	.2950	3-1/16"	4-3/8"	011913	12
N	.3020	3-1/16"	4-3/8"	011914	12
O	.3160	3-3/16"	4-1/2"	011915	6
P	.3230	3-5/16"	4-5/8"	011916	6
Q	.3320	3-7/16"	4-3/4"	011917	6
R	.3390	3-7/16"	4-3/4"	011918	6
S	.3480	3-1/2"	4-7/8"	011919	6
T	.3580	3-1/2"	4-7/8"	011920	6
U	.3680	3-5/8"	5"	011921	6
V	.3770	3-5/8"	5"	011922	6
W	.3860	3-3/4"	5-1/8"	011923	6
X	.3970	3-3/4"	5-1/8"	011924	6
Y	.4040	3-7/8"	5-1/4"	011925	6
Z	.4130	3-7/8"	5-1/4"	011926	6



© alecsteele

\* Not split pointed.  
See DRILLCO Tables for references

# HEAVY-DUTY JOBBER LENGTH DRILLS

## SST+ 01ASERIES

### HEAVY-DUTY COBALT

135° Split Point / Round Shank  
Fractional / Bronze Oxide

#### For high tensile steel

WALTER SST+™ drill bits are made from HSCo to drill even more holes faster on any type of material.

- ▷ Self-centering 135° split point geometry
- ▷ Proven SST heat and surface treatment
- ▷ Heavy-duty HSCo body construction
- ▷ High flow flute design
- ▷ Packaged in reusable plastic packaging



Drill Size	Flute Length	Overall Length	Order No.	Std. Pkg.	Std. Ctn.
1/64"	3/16"	13/16"	01A501	10	100
1/32"	3/8"	1 3/16"	01A502	10	100
3/64"	5/8"	1 1/2"	01A503	10	100
1/16"	13/16"	1 11/16"	01A504	10	100
5/64"	15/16"	1 15/16"	01A505	10	100
3/32"	1 3/16"	2 1/4"	01A506	10	100
7/64"	1 5/16"	2 3/8"	01A507	10	100
1/8"	1 7/16"	2 9/16"	01A508	10	100
9/64"	1 9/16"	2 3/4"	01A509	10	100
5/32"	1 11/16"	2 15/16"	01A510	10	100
11/64"	1 7/8"	3 1/8"	01A511	10	100
3/16"	2 1/16"	3 3/8"	01A512	10	100
13/64"	2 1/16"	3 3/8"	01A513	10	100
7/32"	2 1/4"	3 11/16"	01A514	10	100
15/64"	2 1/4"	3 11/16"	01A515	10	100
1/4"	2 1/2"	4"	01A516	10	100
17/64"	2 11/16"	4 5/16"	01A517	10	100
9/32"	2 11/16"	4 5/16"	01A518	10	100
19/64"	2 15/16"	4 5/8"	01A519	10	100
5/16"	2 15/16"	4 5/8"	01A520	10	100
21/64"	2 15/16"	4 5/8"	01A521	10	100
11/32"	3 3/16"	4 15/16"	01A522	10	100
23/64"	3 3/16"	4 15/16"	01A523	10	100
3/8"	3 7/16"	5 1/4"	01A524	10	100
25/64"	3 7/16"	5 1/4"	01A525	5	50
13/32"	3 7/16"	5 1/4"	01A526	5	50
27/64"	3 11/16"	5 9/16"	01A527	5	50
7/16"	3 11/16"	5 9/16"	01A528	5	50
29/64"	3 11/16"	5 9/16"	01A529	5	50
15/32"	4"	5 15/16"	01A530	5	50
31/64"	4"	5 15/16"	01A531	5	50
1/2"	4"	5 15/16"	01A532	5	50

Sizes 3/64" and smaller have a regular point.



Corresponding Sets	
Shock-Resistant, Extra-Thick Polyethylene Drill Bit Carrying Case	
Description	Order No.
1/16" to 1/2" by 64 <sup>ths</sup> 29 drill bits	01E618
1/16" to 1/2" by 64 <sup>ths</sup> 29 Jobbers Length drill bits	01E678



- ▷ Refillable
- ▷ Protects drill bits from water, rust, oil, and other contaminants
- ▷ Quick-release belt clip

# HEAVY-DUTY JOBBER LENGTH DRILLS

## SST+

### SST+ 01D SERIES

#### HEAVY-DUTY COBALT

135° Split Point / Round Shank

Metric / Bronze Oxide

For high tensile steel

WALTER has a substantial offering of metric and letter size SST+™ twist drill bits so professionals across a wide range of industries can enjoy the same quality and performance our fractional drill bits are known for.

▷ *Packaged in reusable plastic packaging*



Metric Sizes					
Drill Size (mm)	Flute length (mm)	Overall Length (mm)	Order No.	Std. Pkg.	Std. Ctn.
1.00 mm	12 mm	34 mm	01D510	10	100
1.50 mm	20 mm	43 mm	01D515	10	100
2.00 mm	24 mm	49 mm	01D520	10	100
2.50 mm	30 mm	57 mm	01D525	10	100
3.00 mm	33 mm	61 mm	01D530	10	100
3.30 mm	36 mm	65 mm	01D533	10	100
3.50 mm	39 mm	70 mm	01D535	10	100
4.00 mm	43 mm	75 mm	01D540	10	100
4.20 mm	43 mm	75 mm	01D542	10	100
4.50 mm	47 mm	80 mm	01D545	10	100
5.00 mm	52 mm	86 mm	01D550	10	100
5.50 mm	57 mm	93 mm	01D555	10	100
6.00 mm	57 mm	93 mm	01D560	10	100
6.50 mm	63 mm	101 mm	01D565	10	100
6.70 mm	63 mm	101 mm	01D567	10	100
7.00 mm	69 mm	109 mm	01D570	10	100
7.50 mm	69 mm	109 mm	01D575	10	100
8.00 mm	75 mm	117 mm	01D580	10	100
8.50 mm	75 mm	117 mm	01D585	10	100
9.00 mm	81 mm	125 mm	01D590	10	100
9.50 mm	81 mm	125 mm	01D595	10	100
10.00 mm	87 mm	133 mm	01D600	5	50
10.20 mm	87 mm	133 mm	01D602	5	50
10.50 mm	87 mm	133 mm	01D605	5	50
11.00 mm	94 mm	142 mm	01D610	5	50
11.50 mm	94 mm	142 mm	01D615	5	50
12.00 mm	101 mm	151 mm	01D620	5	50
12.50 mm	101 mm	151 mm	01D625	5	50
13.00 mm	101 mm	151 mm	01D630	5	50

Letter Sizes					
Drill Size	Flute Length	Overall Length	Order No.	Std. Pkg.	Std. Ctn.
F	2 1/2"	4"	01C506	10	100
I	2 3/4"	4 1/4"	01C509	10	100
Q	3"	4 5/8"	01C517	10	100
U	3 3/16"	4 15/16"	01C521	10	100

# HEAVY-DUTY JOBBER LENGTH DRILLS

## SST+ 01B SERIES

### HEAVY-DUTY COBALT

135° Split Point / Round Shank  
Number / Bronze Oxide

For high tensile steel

Our SST+ twist drill bits are also available in wire gauge sizes commonly used by electricians and electrical contractors.



Number Sizes					
Drill Size	Flute Length	Overall Length	Order No.	Std. Pkg.	Std. Ctn.
1	2 1/4"	3 11/16"	01B501	10	100
2	2 1/4"	3 11/16"	01B502	10	100
3	2 1/4"	3 11/16"	01B503	10	100
4	2 1/16"	3 3/8"	01B504	10	100
5	2 1/16"	3 3/8"	01B505	10	100
6	2 1/16"	3 3/8"	01B506	10	100
7	2 1/16"	3 3/8"	01B507	10	100
8	2 1/16"	3 3/8"	01B508	10	100
9	2 1/16"	3 3/8"	01B509	10	100
10	2 1/16"	3 3/8"	01B510	10	100
11	2 1/16"	3 3/8"	01B511	10	100
12	2 1/16"	3 3/8"	01B512	10	100
13	1 7/8"	3 1/8"	01B513	10	100
14	1 7/8"	3 1/8"	01B514	10	100
15	1 7/8"	3 1/8"	01B515	10	100
16	1 7/8"	3 1/8"	01B516	10	100
17	1 7/8"	3 1/8"	01B517	10	100
18	1 7/8"	3 1/8"	01B518	10	100
19	1 11/16"	2 15/16"	01B519	10	100
20	1 11/16"	2 15/16"	01B520	10	100
21	1 11/16"	2 15/16"	01B521	10	100
22	1 11/16"	2 15/16"	01B522	10	100
23	1 11/16"	2 15/16"	01B523	10	100
24	1 11/16"	2 15/16"	01B524	10	100
25	1 11/16"	2 15/16"	01B525	10	100
26	1 9/16"	2 3/4"	01B526	10	100
27	1 9/16"	2 3/4"	01B527	10	100
28	1 9/16"	2 3/4"	01B528	10	100
29	1 9/16"	2 3/4"	01B529	10	100
30	1 7/16"	2 9/16"	01B530	10	100
31	1 5/16"	2 3/8"	01B531	10	100
32	1 5/16"	2 3/8"	01B532	10	100
33	1 5/16"	2 3/8"	01B533	10	100
34	1 5/16"	2 3/8"	01B534	10	100
35	1 5/16"	2 3/8"	01B535	10	100
36	1 5/16"	2 3/8"	01B536	10	100
37	1 3/16"	2 1/4"	01B537	10	100
38	1 3/16"	2 1/4"	01B538	10	100
39	1 3/16"	2 1/4"	01B539	10	100
40	1 3/16"	2 1/4"	01B540	10	100
41	1 3/16"	2 1/4"	01B541	10	100
42	1 3/16"	2 1/4"	01B542	10	100
43	1 1/16"	2 1/16"	01B543	10	100
44	1 1/16"	1 15/16"	01B544	10	100
45	15/16"	1 15/16"	01B545	10	100
46	15/16"	1 15/16"	01B546	10	100
47	15/16"	1 15/16"	01B547	10	100
48	7/8"	1 13/16"	01B548	10	100
49	7/8"	1 13/16"	01B549	10	100
50	7/8"	1 13/16"	01B550	10	100
51	13/16"	1 11/16"	01B551	10	100
52	13/16"	1 11/16"	01B552	10	100
53	11/16"	1 9/16"	01B553	10	100
54	11/16"	1 9/16"	01B554	10	100
55	5/8"	1 1/2"	01B555	10	100
56	5/8"	1 1/2"	01B556	10	100
57	9/16"	1 7/16"	01B557	10	100
58	1/2"	1 5/16"	01B558	10	100
59	1/2"	1 5/16"	01B559	10	100
60	1/2"	1 5/16"	01B560	10	100

Sizes #53 to #60 are not split point.



# HEAVY-DUTY 3/8" REDUCED SHANK DRILLS

Has all of the features of the NITRO® jobber drill, but with a 3/8" reduced shank for use in 3/8" drill chucks.

**NITRO**

## 1035N SERIES

### HEAVY-DUTY HIGH SPEED STEEL

135° Split Point / 3/8" Reduced Shank

Jobber Length

Fractional / Black & Gold



1035N

Size	Flute Length	Overall Length	1035N Order No.
25/64"	3"	6"	1035N125
13/32"	3"	6"	1035N126
27/64"	3"	6"	1035N127
7/16"	3"	6"	1035N128
29/64"	3"	6"	1035N129
15/32"	3"	6"	1035N130
31/64"	3"	6"	1035N131

Size	Flute Length	Overall Length	1035N Order No.
1/2"	3"	6"	1035N132
17/32"	3"	6"	1035N134
9/16"	3"	6"	1035N136
5/8"	3"	6"	1035N140
11/16"	3"	6"	1035N144
3/4"	3"	6"	1035N148

25/64" - 1/2" - 6 per pack, 17/32" - 3/4" - 1 per pack

Corresponding Sets		
No. of Pcs.	Description	Order No.
1035N Series Reduced Shank Drill Sets		
15	1/16" - 1/2" by 32 <sup>nds</sup>	1035N15
29	1/16" - 1/2" by 64 <sup>ths</sup>	1035N29



1035N15

# HEAVY-DUTY 3/8" REDUCED SHANK DRILLS



## T8HD - BP8HD SERIES

**HEAVY-DUTY HIGH SPEED STEEL**

135° Split Point / 3/8" Reduced Shank

Jobber Length

Black & Gold Oxide



Size	Decimal Equivalent	Flute Length	Overall Length	T8HD Packaging: Tube		BP8HD Packaging: Bulk	
				Order No.	Pkg Qty	Order No.	Pkg Qty
25/64"	.3906	3-3/4"	5-1/8"	092125	6	095125	1
13/32"	.4062	3-7/8"	5-1/4"	092126	6	095126	1
27/64"	.4219	3-15/16"	5-3/8"	092127	6	095127	1
7/16"	.4375	4-1/16"	5-1/2"	092128	6		
29/64"	.4531	4-3/16"	5-5/8"	092129	6	095129	1
15/32"	.4688	4-5/16"	5-3/4"	092130	6	095130	1
31/64"	.4844	4-3/8"	5-7/8"	092131	6	095131	1
1/2"	.5000	4-1/2"	6"	092132	6	095132	1



Corresponding Sets				
Style	Description	Pieces	Size Range	Order No.
T815HD	Metal Index	15 Piece	1/16"-1/2" by 32 <sup>nds</sup>	099104
T829HD	Metal Index	29 Piece	1/16"-1/2" by 64 <sup>ths</sup>	099101

# HEAVY-DUTY JOBBER LENGTH DRILL BIT SETS

Packaged in sturdy metal index containers or shock-resistant, extra-thick polyethylene carrying case. Drill bit sizes are clearly marked on inside panels for easy identification and selection. The sets in metal boxes are ideal for use in a shop environment where they can be easily stored in a drawer or toolbox. Sets in orange polyethylene carrying cases are an excellent option for contractors or off-site operations. They have a belt clip for ease of use and a threaded top that helps prevent the drill bits from going everywhere if the set is dropped.

Photo	No. of Pieces	Type	Sizes	Order No.	Std. Pkg.	Std. Ctn.
A	15	SST+ 135° Jobbers length round shank, fractional	1/16" to 1/2" by 32 <sup>nds</sup>	01E606	1	10
B	21	SST+ 135° Jobbers length round shank, fractional	1/16" to 3/8" by 64 <sup>ths</sup>	01E621	1	10
C	29	SST 118° Jobbers length quick shank, fractional/polymer case	1/16" to 1/2" by 64 <sup>ths</sup>	01E178	1	10
C	29	SST+ 135° Jobbers length round shank, fractional/polymer case	1/16" to 1/2" by 64 <sup>ths</sup>	01E678	1	10
C	29	SST+ 135° 3/8" reduced shank, fractional/polymer case	1/16" to 1/2" by 64 <sup>ths</sup>	01E818	1	10
D	29	SST+ 135° Stub length quick shank, fractional/polymer case	1/16" to 1/2" by 64 <sup>ths</sup>	01E239	1	10
E	29	SST 118° Jobbers length quick shank, fractional/round case	1/16" to 1/2" by 64 <sup>ths</sup>	01E118	1	10
E	29	SST+ 135° Jobbers length round shank, fractional/round case	1/16" to 1/2" by 64 <sup>ths</sup>	01E618	1	10
F	60	SST+ 135° Jobbers length round shank, wire gauge	No. 1 to 60	01E619	1	10
G	8	SST+ 135° Prentice three flats, fractional	9/16" to 1" by 16 <sup>ths</sup>	01E708	1	10
H	25	SST+ 135° Jobbers length round shank, metric	1 to 13 mm by 0.5 mm	01E625	1	10



**A**  
 1/16" to 1/2" by 32<sup>nds</sup>  
 15 drill bits



**B**  
 1/16" to 3/8" by 64<sup>ths</sup>  
 21 drill bits



**C**  
 1/16" to 1/2" by 64<sup>ths</sup>  
 29 Jobbers Length drill bits



**D**  
 1/16" to 1/2" by 64<sup>ths</sup>  
 29 Stub Length drill bits



**E**  
 1/16" to 1/2" by 64<sup>ths</sup>  
 29 drill bits



**F**  
 No. 1 to 60  
 60 wire gauge drill bits



**G**  
 9/16" to 1" by 16<sup>ths</sup>  
 8 Prentice drill bits



**H**  
 1 to 13 mm by 0.5 mm  
 25 Metric drill bits

# HEAVY-DUTY JOBBER LENGTH DRILLS SETS



400N29



450TW29



100SE15

No. of Pieces	Brand	Material	Coating/Finish	Point Angle	Description	Order No.
<b>400N/440N/480N Series NITRO™ Heavy-Duty Jobber Drill Sets</b>						
13	NITRO®	High Speed Steel	Black & Gold	135°	1/16" - 1/4" by 64 <sup>ths</sup>	400N13
15	NITRO®	High Speed Steel	Black & Gold	135°	1/16" - 1/2" by 32 <sup>nds</sup>	400N15
19	NITRO®	High Speed Steel	Black & Gold	135°	Maintenance Set - 1/16, 5/64, 3/32, 1/8, #29, #25, 5/32, #21, 3/16, #7, 7/32, 1/4, F, 5/16, U, 3/8, 27/64, 7/16, 1/2	400N19
21	NITRO®	High Speed Steel	Black & Gold	135°	1/16" - 3/8" by 64 <sup>ths</sup>	400N21
21	NITRO®	High Speed Steel	Black & Gold	135°	1/16" - 1/4" by 64 <sup>ths</sup> & 9/32" - 1/2" by 32 <sup>nds</sup>	400N21V
26	NITRO®	High Speed Steel	Black & Gold	135°	A - Z	400N26
29	NITRO®	High Speed Steel	Black & Gold	135°	1/16" - 1/2" by 64 <sup>ths</sup>	400N29
29	NITRO®	High Speed Steel	Black & Gold	135°	DRILL PAL 1/16" - 1/2" by 64 <sup>ths</sup>	400NW29
60	NITRO®	High Speed Steel	Black & Gold	135°	#1 - #60	400N60
115	NITRO®	High Speed Steel	Black & Gold	135°	1/16" - 1/2" by 64 <sup>ths</sup> , #1 - 60, A - Z	400N0115
<b>450T Series Jobber Drill Sets</b>						
13		High Speed Steel	TiN Tipped	135°	1/16" - 1/4" by 64 <sup>ths</sup>	450T13
15		High Speed Steel	TiN Tipped	135°	1/16" - 1/2" by 32 <sup>nds</sup>	450T15
21		High Speed Steel	TiN Tipped	135°	1/16" - 3/8" by 64 <sup>ths</sup>	450T21
29		High Speed Steel	TiN Tipped	135°	1/16" - 1/2" by 64 <sup>ths</sup>	450T29
29		High Speed Steel	TiN Tipped	135°	DRILL PAL 1/16" - 1/2" by 64 <sup>ths</sup>	450TW29
60		High Speed Steel	TiN Tipped	135°	#1 - 60	450T60
<b>100SE Series Jobber Drill Sets</b>						
13		High Speed Steel	Black Oxide	118°	1/16" - 1/4" by 64 <sup>ths</sup>	100SE13
15		High Speed Steel	Black Oxide	118°	1/16" - 1/2" by 32 <sup>nds</sup>	100SE15
21		High Speed Steel	Black Oxide	118°	1/16" - 3/8" by 64 <sup>ths</sup>	100SE21
21		High Speed Steel	Black Oxide	118°	1/16" - 1/4" by 64 <sup>ths</sup> & 9/32" - 1/2" by 32 <sup>nds</sup>	100SE21V
29		High Speed Steel	Black Oxide	118°	DRILL PAL 1/16" - 1/2" by 64 <sup>ths</sup>	100SEW29
29		High Speed Steel	Black Oxide	118°	1/16" - 1/2" by 64 <sup>ths</sup>	100SE29



# HEAVY-DUTY JOBBER LENGTH DRILLS SETS



200B29

No. of Pieces	Made in	Material	Coating/Finish	Point Angle	Description	Order No.
<b>200/240/280 Series Jobber Drill Sets</b>						
13	USA	High Speed Steel	Black Oxide	118°	1/16" - 1/4" by 64 <sup>ths</sup>	200A13
15	USA	High Speed Steel	Black Oxide	118°	1/16" - 1/2" by 32 <sup>nds</sup>	200A15
19	USA	High Speed Steel	Black Oxide	118°	Maintenance Set - 1/16, 5/64, 3/32, 1/8, #29, #25, 5/32, #21, 3/16, #7, 7/32, 1/4, F, 5/16, U, 3/8, 27/64, 7/16, 1/2	200A19
20	USA	High Speed Steel	Black Oxide	118°	#61 - #80	200A20
21	USA	High Speed Steel	Black Oxide	118°	1/16" - 3/8" by 64 <sup>ths</sup>	200A21
21	USA	High Speed Steel	Black Oxide	118°	1/16" - 1/4" by 64 <sup>ths</sup> & 9/32" - 1/2" by 32 <sup>nds</sup>	200A21V
26	USA	High Speed Steel	Black Oxide	118°	A - Z	200A26
29	USA	High Speed Steel	Black Oxide	118°	1/16" - 1/2" by 64 <sup>ths</sup>	200A29
29	USA	High Speed Steel	Black Oxide	118°	DRILL PAL 1/16" - 1/2" by 64 <sup>ths</sup>	200AW29
60	USA	High Speed Steel	Black Oxide	118°	#1 - #60	200A60
115	USA	High Speed Steel	Black Oxide	118°	1/16" - 1/2" by 64 <sup>ths</sup> , #1 - 60, A - Z	200A0115
<b>200B/240B/280B Series Jobber Drill Sets</b>						
13	USA	High Speed Steel	Bright	118°	1/16" - 1/4" by 64 <sup>ths</sup>	200B13
15	USA	High Speed Steel	Bright	118°	1/16" - 1/2" by 32 <sup>nds</sup>	200B15
19	USA	High Speed Steel	Bright	118°	Maintenance Set - 1/16, 5/64, 3/32, 1/8, #29, #25, 5/32, #21, 3/16, #7, 7/32, 1/4, F, 5/16, U, 3/8, 27/64, 7/16, 1/2	200B19
21	USA	High Speed Steel	Bright	118°	1/16" - 3/8" by 64 <sup>ths</sup>	200B21
21	USA	High Speed Steel	Bright	118°	1/16" - 1/4" by 64 <sup>ths</sup> & 9/32" - 1/2" by 32 <sup>nds</sup>	200B21V
26	USA	High Speed Steel	Bright	118°	A - Z	200B26
29	USA	High Speed Steel	Bright	118°	1/16" - 1/2" by 64 <sup>ths</sup>	200B29
60	USA	High Speed Steel	Bright	118°	#1 - #60	200B60
115	USA	High Speed Steel	Bright	118°	1/16" - 1/2" by 64 <sup>ths</sup> , #1 - 60, A - Z	200B0115

# HEAVY-DUTY JOBBER LENGTH DRILLS SETS



400HD21

No. of Pieces	Made in	Material	Coating/Finish	Point Angle	Description	Order No.
<b>400/440/480 &amp; 400E Series Heavy-Duty Jobber Drill Sets</b>						
13	USA	High Speed Steel	Black Oxide	135°	1/16" - 1/4" by 64 <sup>ths</sup>	400HD13
15	USA	High Speed Steel	Black Oxide	135°	1/16" - 1/2" by 32 <sup>nds</sup>	400HD15
19	USA	High Speed Steel	Black Oxide	135°	Maintenance Set - 1/16, 5/64, 3/32, 1/8, #29, #25, 5/32, #21, 3/16, #7, 7/32, 1/4, F, 5/16, U, 3/8, 27/64, 7/16, 1/2	400A19
21	USA	High Speed Steel	Black Oxide	135°	1/16" - 3/8" by 64 <sup>ths</sup>	400HD21
21	USA	High Speed Steel	Black Oxide	135°	1/16" - 1/4" by 64 <sup>ths</sup> & 9/32" - 1/2" by 32 <sup>nds</sup>	400HD21V
26	USA	High Speed Steel	Black Oxide	135°	A - Z	400HD26
29	USA	High Speed Steel	Black Oxide	135°	1/16" - 1/2" by 64 <sup>ths</sup>	400HD29
29	USA	High Speed Steel	Black Oxide	135°	DRILL PAL 1/16" - 1/2" by 64 <sup>ths</sup>	400AW29
60	USA	High Speed Steel	Black Oxide	135°	#1 - #60	400HD60
115	USA	High Speed Steel	Black Oxide	135°	1/16" - 1/2" by 64 <sup>ths</sup> , #1 - 60, A - Z	400HD0115
13		High Speed Steel	Black & Gold	135°	1/16" - 1/4" by 64 <sup>ths</sup>	400HDE13
15		High Speed Steel	Black & Gold	135°	1/16" - 1/2" by 32 <sup>nds</sup>	400HDE15
21		High Speed Steel	Black & Gold	135°	1/16" - 3/8" by 64 <sup>ths</sup>	400HDE21
21		High Speed Steel	Black & Gold	135°	1/16" - 1/4" by 64 <sup>ths</sup> & 9/32" - 1/2" by 32 <sup>nds</sup>	400HDE21V
29		High Speed Steel	Black & Gold	135°	1/16" - 1/2" by 64 <sup>ths</sup>	400HDE29
29		High Speed Steel	Black & Gold	135°	DRILL PAL 1/16" - 1/2" by 64 <sup>ths</sup>	400EW29

# HEAVY-DUTY JOBBER LENGTH DRILLS SETS




500AW29



500A29

No. of Pieces	Made in	Material	Coating/Finish	Point Angle	Description	Order No.
<b>500/540/580 &amp; 500E/580E Series Cobalt Heavy-Duty Jobber Drill Sets</b>						
13	USA	Cobalt	Bronze	135°	1/16" - 1/4" by 64 <sup>ths</sup>	500A13
15	USA	Cobalt	Bronze	135°	1/16" - 1/2" by 32 <sup>nds</sup>	500A15
21	USA	Cobalt	Bronze	135°	1/16" - 3/8" by 64 <sup>ths</sup>	500A21
21	USA	Cobalt	Bronze	135°	1/16" - 1/4" by 64 <sup>ths</sup> & 9/32" - 1/2" by 32 <sup>nds</sup>	500A21V
26	USA	Cobalt	Bronze	135°	A - Z	500A26
29	USA	Cobalt	Bronze	135°	1/16" - 1/2" by 64 <sup>ths</sup>	500A29
29	USA	Cobalt	Bronze	135°	DRILL PAL 1/16" - 1/2" by 64 <sup>ths</sup>	500AW29
60	USA	Cobalt	Bronze	135°	#1 - #60	500A60
115	USA	Cobalt	Bronze	135°	1/16" - 1/2" by 64 <sup>ths</sup> , #1 - 60, A - Z	500A0115
13		Cobalt	Bronze	135°	1/16" - 1/4" by 64 <sup>ths</sup>	500E13
15		Cobalt	Bronze	135°	1/16" - 1/2" by 32 <sup>nds</sup>	500E15
21		Cobalt	Bronze	135°	1/16" - 3/8" by 64 <sup>ths</sup>	500E21
21		Cobalt	Bronze	135°	1/16" - 1/4" by 64 <sup>ths</sup> & 9/32" - 1/2" by 32 <sup>nds</sup>	500E21V
29		Cobalt	Bronze	135°	1/16" - 1/2" by 64 <sup>ths</sup>	500E29
60		Cobalt	Bronze	135°	#1 - #60	500E60



800A13



200LH29

No. of Pieces	Made in	Material	Coating/Finish	Point Angle	Description	Order No.
<b>800 Series Metric Jobber Drill Sets</b>						
13		High Speed Steel	Black & Gold	135°	1mm - 7mm by 0.5mm	800A13
19		High Speed Steel	Black & Gold	135°	1mm - 10mm by 0.5mm	800A19
25		High Speed Steel	Black & Gold	135°	1mm - 13mm by 0.5mm	800A25
<b>200LH Series Left Hand Jobber Drill Sets</b>						
13	USA	High Speed Steel	Bright	118°	1/16" - 1/4" by 64 <sup>ths</sup>	200LH13
15	USA	High Speed Steel	Bright	118°	1/16" - 1/2" by 32 <sup>nds</sup>	200LH15
21	USA	High Speed Steel	Bright	118°	1/16" - 3/8" by 64 <sup>ths</sup>	200LH21
21	USA	High Speed Steel	Bright	118°	1/16" - 1/4" by 64 <sup>ths</sup> & 9/32" - 1/2" by 32 <sup>nds</sup>	200LH21V
29	USA	High Speed Steel	Bright	118°	1/16" - 1/2" by 64 <sup>ths</sup>	200LH29

## HEAVY-DUTY JOBBER LENGTH DRILLS SETS

Jobber, Fractional (Metal Index)		
13 Piece, 1/16" – 1/4" by 64 <sup>ths</sup>		Order No.
T19	General Purpose, Bright Finish	090519
T19B	General Purpose, Black Oxide	099814
T19D	Heavy-Duty, Black Oxide	099815
T19C	Cobalt, Bronze Oxide	099823
T19HDC	THUNDERBIT <sup>®</sup> , Cobalt	099813
T19HDG	THUNDERBIT <sup>®</sup> , TiN Coated	093713
T19HD	THUNDERBIT <sup>®</sup> , Black & Bronze Oxide	099858
T19HD+	THUNDERBIT+ <sup>®</sup> , Black & Bronze Oxide	099501



Jobber, Fractional (Metal Index)		
15 Piece, 1/16" – 1/2" by 32 <sup>nds</sup>		Order No.
T18	General Purpose, Bright Finish	090518
T18B	General Purpose, Black Oxide	099808
T18D	Heavy-Duty, Black Oxide	099809
T18C	Cobalt, Bronze Oxide	099826
T18HDC	THUNDERBIT <sup>®</sup> , Cobalt	099816
T18HDG	THUNDERBIT <sup>®</sup> , TiN Coated	093716
T18HD	THUNDERBIT <sup>®</sup> , Black & Bronze Oxide	099857
T18HD+	THUNDERBIT+ <sup>®</sup> , Black & Bronze Oxide	099502



Jobber, Fractional (Metal Index)		
21 Piece, 1/16" – 3/8" by 64 <sup>ths</sup>		Order No.
T180	General Purpose, Bright Finish	090580
T180B	General Purpose, Black Oxide	099835
T180D	Heavy-Duty, Black Oxide	099836
T180C	Cobalt, Bronze Oxide	099825
T180HDC	THUNDERBIT <sup>®</sup> , Cobalt	099819
T180HDG	THUNDERBIT <sup>®</sup> , TiN Coated	093719
T180HD	THUNDERBIT <sup>®</sup> , Black & Bronze Oxide	099861
T180HD+	THUNDERBIT+ <sup>®</sup> , Black & Bronze Oxide	099503



Jobber, Fractional (Metal Index)		
29 Piece, 1/16" – 1/2" by 64 <sup>ths</sup>		Order No.
T17	General Purpose, Bright Finish	090517
T17L	General Purpose, L.H., Bright Finish	011199
T17B	Heavy-Duty, Black Oxide	099802
T17D	Heavy-Duty, Black Oxide	099803
T17C	Cobalt, Bronze Oxide	099822
T17HDC	THUNDERBIT <sup>®</sup> , Cobalt	099821
T17HDG	THUNDERBIT <sup>®</sup> , TiN Coated	093700
T17HD	THUNDERBIT <sup>®</sup> , Black & Bronze Oxide	099856
T17HD+	THUNDERBIT+ <sup>®</sup> , Black & Bronze Oxide	099505
T17HDCDC	CLIP-ON INDEX - THUNDERBIT <sup>®</sup> , Cobalt	099854
T17HDG	CLIP-ON INDEX - THUNDERBIT <sup>®</sup> , TiN Coated	093754
T17HDDC	CLIP-ON INDEX - THUNDERBIT <sup>®</sup> , Black & Bronze Oxide	099855
T17HDDC+	CLIP-ON INDEX - THUNDERBIT+ <sup>®</sup> , Black & Bronze Oxide	099504





# HEAVY-DUTY JOBBER LENGTH DRILLS SETS


Jobber, Wire (Metal Index)		
T22	60 Piece, HSS, General Purpose, Bright Finish, #1 - #60	090522
T22B	60 Piece, HSS, General Purpose, Black Oxide, #1 - #60	099820
T22HD	60 Piece, THUNDERBIT®, Black & Bronze Oxide, #1 - #60	099859
T22HD+	60 Piece, THUNDERBIT+®, Black & Bronze Oxide, #1 - #60	099506
T23	20 Piece, HSS, General Purpose, Bright Finish, #61 - #80	090523



Jobber, Letter (Metal Index)		
26 Piece, A-Z		Order No.
T25B	General Purpose, Black Oxide	099827
T25HD	THUNDERBIT®, Black & Bronze Oxide	099860
T25HD	THUNDERBIT®, Black & Bronze Oxide	099507

Jobber (Metal Index)		
Metric		Order No.
MM19HD, 1mm-10mm x .5	THUNDERBIT®, Black & Bronze Oxide	099866
MM25HD, 1mm-13mm x .5	THUNDERBIT®, Black & Bronze Oxide	099867

Jobber, Combination Sizes (Metal Index)		
115 Piece, 1/16 - 1/2 by 64 <sup>ths</sup> , #1 - #60, A-Z		Order No.
T123	General Purpose, Bright Finish	090560
T123B	General Purpose, Black Oxide	099832
T123D	Heavy-Duty, Black Oxide	090561
T123C	Cobalt, Bronze Oxide	099831
T123HD	THUNDERBIT®, Black & Bronze Oxide	099862
T123HD+	THUNDERBIT+®, Black & Bronze Oxide	099508



Jobber, Miscellaneous		
Select-A-Drill Case		Order No.
SAD13	13 Piece, General Purpose, Bright Finish, 1/16 - 1/4 by 64 <sup>ths</sup>	090490
SAD13HD	13 Piece, THUNDERBIT®, Black & Bronze Oxide, 1/16 - 1/4 by 64 <sup>ths</sup>	090495
SAD21	21 Piece, General Purpose, Bright Finish, 1/16 - 3/8 by 64 <sup>ths</sup>	090491
SAD21HD	21 Piece, THUNDERBIT®, Black & Bronze Oxide, 1/16 - 3/8 by 64 <sup>ths</sup>	090496
Metal Index		
T14P	14 Piece, General Purpose, Bright Finish, 1/16, 5/64, 3/32, 7/64, 1/8, 9/64, 5/32, 3/16, 7/32, 1/4, 5/16, 3/8, 7/16, 1/2. Sizes over 1/4" have 1/4" reduced shank.	090614

Jobber Length, MRO Plus®		
T1019D	13 Piece - Fractional, 1/16 - 1/4 by 64 <sup>ths</sup>	090113
T1018D	15 Piece - Fractional, 1/16 - 1/2 by 32 <sup>nds</sup>	090115
T10180D	21 Piece - Fractional, 1/16 - 3/8 by 64 <sup>ths</sup>	090121
T10125D	26 Piece - Letter, A-Z	099828
T1017D	29 Piece - Fractional, 1/16 - 1/2 by 64 <sup>ths</sup>	090190
T1017DC	CLIP-ON INDEX - 29 Piece - Fractional, 1/16 - 1/2 by 64 <sup>ths</sup>	090192
T10123D	115 Piece, Fractional, Wire, Letter, 1/16 - 1/2" by 64 <sup>ths</sup> , #1 - # 60; A-Z	090196

# MECHANIC'S LENGTH DRILLS



NITRO® drills offer superior performance over conventional HSS drills. 135° Split Point reduces "walking" at the drill point and makes these drills ideal for both handheld and CNC Operations.



- ▷ Their heavy-duty construction increases tool life and performance
- ▷ Black & Gold surface treatment for maximum lubricity
- ▷ Usable in a wide range of materials including difficult-to-machine materials such as stainless steel
- ▷ Mechanic's length drill lengths are in between jobber length and screw machine (stub) length
- ▷ 3-flat shank helps to reduce slippage in the drill chuck
- ▷ Available in bulk packaging

## 350N SERIES

### HIGH SPEED STEEL

135° Split Point / 3 Flats

Fractional / Black & Gold



350N

**NEW**

Size	Flute Length	Overall Length	350N Order No.	Blister Pack Order No.
1/16"	7/8"	1-7/8"	350N104	350N104BP
5/64"	1"	2"	350N105	350N105BP
3/32"	1-1/4"	2-1/4"	350N106	350N106BP
7/64"	1-5/16"	2-3/8"	350N107	350N107BP
1/8"	1-7/16"	2-1/2"	350N108	350N108BP
9/64"	1-9/16"	2-5/8"	350N109	350N109BP
5/32"	1-11/16"	2-3/4"	350N110	350N110BP
11/64"	1-13/16"	2-7/8"	350N111	350N111BP
3/16"	1-7/8"	3"	350N112	350N112BP
13/64"	1-15/16"	3-1/8"	350N113	350N113BP
7/32"	2"	3-1/4"	350N114	350N114BP
15/64"	2-1/16"	3-3/8"	350N115	350N115BP
1/4"	2-3/32"	3-1/2"	350N116	350N116BP
17/64"	2-1/8"	3-5/8"	350N117	350N117BP

**NEW**

Size	Flute Length	Overall Length	350N Order No.	Blister Pack Order No.
9/32"	2-1/4"	3-3/4"	350N118	350N118BP
19/64"	2-3/8"	3-7/8"	350N119	350N119BP
5/16"	2-1/2"	4"	350N120	350N120BP
21/64"	2-9/16"	4-1/16"	350N121	350N121BP
11/32"	2-5/8"	4-1/8"	350N122	350N122BP
23/64"	2-11/16"	4-3/16"	350N123	350N123BP
3/8"	2-11/16"	4-1/4"	350N124	350N124BP
25/64"	2-3/4"	4-5/16"	350N125	350N125BP
13/32"	2-13/16"	4-3/8"	350N126	350N126BP
27/64"	2-7/8"	4-7/16"	350N127	350N127BP
7/16"	2-15/16"	4-1/2"	350N128	350N128BP
29/64"	3"	4-5/8"	350N129	350N129BP
15/32"	3-1/8"	4-3/4"	350N130	350N130BP
31/64"	3-1/4"	4-7/8"	350N131	350N131BP
1/2"	3-3/8"	5"	350N132	350N132BP

No flats on sizes smaller than 3/16"  
1/16" thru 19/64" - 12 per pack.  
5/16" thru 1/2" - 6 per pack.

Blister packs: 1 per package,  
except for 1/16" - 5/32" which are 2 per pack

Sizes	Bulk Quantity
1/16" - 1/8"	504
9/64" - 13/64"	252
7/32" - 5/16"	132
21/64" - 1/2"	72

Corresponding Sets		
No. of Pcs.	Description	Order No.
<b>350N Series NITRO™ Mechanics Length Drill Sets</b>		
13	1/16" - 1/4" by 64 <sup>ths</sup>	350N13
15	1/16" - 1/2" by 32 <sup>nds</sup>	350N15
21	1/16" - 3/8" by 64 <sup>ths</sup>	350N21
21	1/16" - 1/4" by 64 <sup>ths</sup> & 9/32" - 1/2" by 32 <sup>nds</sup>	350N21V
29	1/16" - 1/2" by 64 <sup>ths</sup>	350N29
29	DRILL PAL 1/16" - 1/2" by 64 <sup>ths</sup>	350NW29



**NEW**

**NOW AVAILABLE  
IN BLISTER PACKS**



350N21

# MECHANIC'S LENGTH DRILLS

Mechanic's length drills are shorter than standard jobber drills. This allows them to be used in tighter spaces and it also improves their overall toughness and reduces chances for breakage. This is ideal for drilling applications in harder metals like stainless steel. These drills are surface-treated for high wear resistance and increased lubricity.

- ▷ Shorter length increases rigidity
- ▷ 135° Split Point reduces "walking" and improves ease of penetration
- ▷ Black & Gold surface treatment for high wear resistance and lubricity



## T1M - BP1M SERIES

### HIGH SPEED STEEL

#### 135° Split Point

#### Black & Bronze Oxide



Size	Decimal Equivalent	Flute Length	Overall Length	T1M Packaging: Tube		T1M Packaging: Bulk		BP1M Packaging: Card	
				Order No.	Pkg Qty	Order No.	Pkg Qty	Order No.	Pkg Qty
1/16"	.0625	7/8"	1-7/8"	033304	12	033304.20	144	035304	1
5/64"	.0781	1"	2"	033305	12	033305.20	144	035305	1
3/32"	.0938	1-1/4"	2-1/4"	033306	12	033306.20	144	035306	1
7/64"	.1094	1-5/16"	2-3/8"	033307	12	033307.20	144	035307	1
1/8"	.1250	1-7/16"	2-1/2"	033308	12	033308.20	144	035308	1
9/64"	.1406	1-9/16"	2-5/8"	033309	12	033309.20	144	035309	1
5/32"	.1562	1-11/16"	2-3/4"	033310	12	033310.20	144	035310	1
11/64"	.1719	1-13/16"	2-7/8"	033311	12	033311.20	144	035311	1
3 Flats on Shank									
3/16"	.1875	1-7/8"	3"	033312	12	033312.20	144	035312	1
13/64"	.2031	1-15/16"	3-1/8"	033313	12	033313.20	144	035313	1
7/32"	.2188	2"	3-1/4"	033314	12	033314.20	144	035314	1
15/64"	.2344	2-1/16"	3-3/8"	033315	12	033315.20	144	035315	1
1/4"	.2500	2"	3-1/2"	033316	12	033316.20	144	035316	1
17/64"	.2656	2-1/8"	3-5/8"	033317	12	033317.20	144	035317	1
9/32"	.2812	2-1/4"	3-3/4"	033318	12	033318.20	144	035318	1
19/64"	.2969	2-3/8"	3-7/8"	033319	12	033319.20	144	035319	1
5/16"	.3125	2-1/2"	4"	033320	6	033320.20	144	035320	1
21/64"	.3281	2-9/16"	4-1/16"	033321	6	033321.20	144	035321	1
11/32"	.3438	2-5/8"	4-1/8"	033322	6	033322.20	144	035322	1
23/64"	.3594	2-11/16"	4-3/16"	033323	6	033323.20	144	035323	1
3/8"	.3750	2-11/16"	4-1/4"	033324	6	033324.20	144	035324	1
25/64"*	.3906	2-3/4"	4-5/16"	033325	6	033325.20	144	035325	1
13/32"*	.4062	2-13/16"	4-3/8"	033326	6	033326.20	144	035326	1
27/64"	.4219	2-7/8"	4-7/16"	033327	6	033327.20	144	035327	1
7/16"	.4375	2-15/16"	4-1/2"	033328	6	033328.20	144	035328	1
29/64"	.4531	3"	4-5/8"	033329	6	033329.20	144	035329	1
15/32"	.4688	3-1/8"	4-3/4"	033330	6	033330.20	144	035330	1
31/64"	.4844	3-1/4"	4-7/8"	033331	6	033331.20	144	035331	1
1/2"	.5000	3-3/8"	5"	033332	6	033332.20	144	035332	1

\*T1M, BP1M - Drill sizes 25/64" and 13/32" will fit a 3/8" chuck without reducing the shank

### Tech tip!

- TriNADO Drills are the perfect no-slip tool for your cordless drilling needs
- The TriNADO Drill series is longer than Screw Machine, but shorter than Jobber Length.
- Available in either Straight or Reduced Shank



Straight Shank



Reduced Shank



Corresponding Sets				
Style	Description	Pieces	Size Range	Order No.
T19M	Metal Index	13 Piece	1/16"-1/4" by 64 <sup>ths</sup>	090547
T18M	Metal Index	15 Piece	1/16"-1/2" by 32 <sup>nds</sup>	090551
T180M	Metal Index	21 Piece	1/16"-3/8" by 64 <sup>ths</sup>	090549
T17MDC	Clip-On Index	29 Piece	1/16"-1/2" by 64 <sup>ths</sup>	090553
T17M	Metal Index	29 Piece	1/16"-1/2" by 64 <sup>ths</sup>	090552
T829M	Metal Index	29 Piece	1/16"-1/2" by 64 <sup>ths</sup> (3/8" Reduced Shank)	090550

				T8M Reduced Shank Packaging: Tube	
Size	Decimal Equivalent	Flute Length	Overall Length	Order No.	Pkg Qty
3 Flats on Shank					
27/64"	.4219	2-7/8"	4-7/16"	092627	6
7/16"	.4375	2-15/16"	4-1/2"	092628	6
29/64"	.4531	3"	4-5/8"	092629	6
15/32"	.4688	3-1/8"	4-3/4"	092630	6
31/64"	.4844	3-1/4"	4-7/8"	092631	6
1/2"	.5000	3-3/8"	5"	092632	6

(3/8" Reduced Shank)

## MECHANIC'S LENGTH DRILLS

NITRO® drills offer superior performance over conventional HSS drills. 135° Split Point reduces "walking" at the drill point and makes these drills ideal for both handheld and CNC Operations.



- ▷ Their heavy-duty construction increases tool life and performance
- ▷ Black & Gold surface treatment for maximum lubricity
- ▷ Usable in a wide range of materials including difficult-to-machine materials such as stainless steel
- ▷ Mechanic's length drill lengths are in between jobber length and screw machine (stub) length
- ▷ 3-flat shank helps to reduce slippage in the drill chuck
- ▷ Available in bulk packaging

### 1045N SERIES

#### HIGH SPEED STEEL

Mechanics Length / 135° Split Point / 3/8" Reduced Shank  
 Fractional / Black & Gold



1045N

Size	Flute Length	Overall Length	1045N Order No.
25/64"	2-3/4"	4-5/16"	1045N125
13/32"	2-13/16"	4-3/8"	1045N126
27/64"	2-7/8"	4-7/16"	1045N127
7/16"	2-15/16"	4-1/2"	1045N128

Size	Flute Length	Overall Length	1045N Order No.
29/64"	3"	4-5/8"	1045N129
15/32"	3-1/8"	4-3/4"	1045N130
31/64"	3-1/4"	4-7/8"	1045N131
1/2"	3-3/8"	5"	1045N132

6 per pack

Corresponding Sets		
No. of Pcs.	Description	Order No.
<b>1045N Series Reduced Shank Drill Sets</b>		
15	1/16" - 1/2" by 32 <sup>nds</sup>	1045N15
29	1/16" - 1/2" by 64 <sup>ths</sup>	1045N29



1045N15



# SCREW MACHINE LENGTH DRILLS

Screw Machine Drills (NAS Type C) are designed for use in machines and portable drilling in sheet metal.

## 300A SERIES

### HIGH SPEED STEEL

135° Split Point / Straight Shank  
Fractional / Black Oxide



300A

Size	Flute Length	Overall Length	300 Order No.
1/16"	5/8"	1-5/8"	300A104
5/64"	11/16"	1-11/16"	300A105
3/32"	3/4"	1-3/4"	300A106
7/64"	13/16"	1-13/16"	300A107
1/8"	7/8"	1-7/8"	300A108
9/64"	15/16"	1-15/16"	300A109
5/32"	1"	2-1/16"	300A110
11/64"	1-1/16"	2-1/8"	300A111
3/16"	1-1/8"	2-3/16"	300A112
13/64"	1-3/16"	2-1/4"	300A113
7/32"	1-1/4"	2-3/8"	300A114
15/64"	1-5/16"	2-7/16"	300A115
1/4"	1-3/8"	2-1/2"	300A116
17/64"	1-7/16"	2-5/8"	300A117
9/32"	1-1/2"	2-11/16"	300A118

Size	Flute Length	Overall Length	300 Order No.
19/64"	1-9/16"	2-3/4"	300A119
5/16"	1-5/8"	2-13/16"	300A120
21/64"	1-11/16"	2-15/16"	300A121
11/32"	1-11/16"	3"	300A122
23/64"	1-3/4"	3-1/16"	300A123
3/8"	1-13/16"	3-1/8"	300A124
25/64"	1-7/8"	3-1/4"	300A125
13/32"	1-15/16"	3-5/16"	300A126
27/64"	2"	3-3/8"	300A127
7/16"	2-1/16"	3-7/16"	300A128
29/64"	2-1/8"	3-9/16"	300A129
15/32"	2-1/8"	3-5/8"	300A130
31/64"	2-3/16"	3-11/16"	300A131
1/2"	2-1/4"	3-3/4"	300A132

1/16" thru 19/64" - 12 per pack.  
5/16" thru 1/2" - 6 per pack.

Sizes	Bulk Quantity
1/16" - 1/8" & #60 - #30	504
9/64" - 13/64" & #29 - #6	252
7/32" - 5/16" & #5 - #1 & A - N	132
21/64" - 1/2" & 0 - Z	72

Corresponding Sets		
No. of Pcs.	Description	Order No.
29	300 Series Screw Machine (Stub) Length Drill Sets 1/16" - 1/2" by 64 <sup>ths</sup>	300A29



300A29

# SCREW MACHINE LENGTH DRILLS

## 340A SERIES

**HIGH SPEED STEEL**

135° Split Point / Straight Shank

Letter / Black Oxide



340A

Size	Flute Length	Overall Length	340A Order No.
A	1-5/16"	2-7/16"	340A501
B	1-3/8"	2-1/2"	340A502
C	1-3/8"	2-1/2"	340A503
D	1-3/8"	2-1/2"	340A504
E	1-3/8"	2-1/2"	340A505
F	1-7/16"	2-5/8"	340A506
G	1-7/16"	2-5/8"	340A507
H	1-1/2"	2-11/16"	340A508
I	1-1/2"	2-11/16"	340A509
J	1-1/2"	2-11/16"	340A510
K	1-1/2"	2-11/16"	340A511
L	1-9/16"	2-3/4"	340A512
M	1-9/16"	2-3/4"	340A513

Size	Flute Length	Overall Length	340A Order No.
N	1-5/8"	2-13/16"	340A514
O	1-11/16"	2-15/16"	340A515
P	1-11/16"	2-15/16"	340A516
Q	1-11/16"	3"	340A517
R	1-11/16"	3"	340A518
S	1-3/4"	3-1/16"	340A519
T	1-3/4"	3-1/16"	340A520
U	1-13/16"	3-1/8"	340A521
V	1-7/8"	3-1/4"	340A522
W	1-7/8"	3-1/4"	340A523
X	1-15/16"	3-5/16"	340A524
Y	1-15/16"	3-5/16"	340A525
Z	2"	3-3/8"	340A526

A - Z - 12 per pack

Sizes	Bulk Quantity
1/16" - 1/8" & #60 - #30	504
9/64" - 13/64" & #29 - #6	252
7/32" - 5/16" & #5 - #1 & A - N	132
21/64" - 1/2" & O - Z	72

# SCREW MACHINE LENGTH DRILLS

## 380A SERIES

### HIGH SPEED STEEL

135° Split Point / Straight Shank  
Number / Black Oxide



380A



Size	Flute Length	Overall Length	380 Order No.
1	1-5/16"	2-7/16"	380A002
2	1-5/16"	2-7/16"	380A003
3	1-1/4"	2-3/8"	380A004
4	1-1/4"	2-3/8"	380A005
5	1-1/4"	2-3/8"	380A006
6	1-1/4"	2-3/8"	380A007
7	1-3/16"	2-1/4"	380A008
8	1-3/16"	2-1/4"	380A009
9	1-3/16"	2-1/4"	380A010
10	1-3/16"	2-1/4"	380A011
11	1-3/16"	2-1/4"	380A012
12	1-3/16"	2-1/4"	380A013
13	1-1/8"	2-3/16"	380A014
14	1-1/8"	2-3/16"	380A015
15	1-1/8"	2-3/16"	380A016
16	1-1/8"	2-3/16"	380A017
17	1-1/8"	2-3/16"	380A018
18	1-1/16"	2-1/8"	380A019
19	1-1/16"	2-1/8"	380A020
20	1-1/16"	2-1/8"	380A021
21	1-1/16"	2-1/8"	380A022
22	1-1/16"	2-1/8"	380A023
23	1"	2-1/16"	380A024
24	1"	2-1/16"	380A025
25	1"	2-1/16"	380A026
26	1"	2-1/16"	380A027
27	1"	2-1/16"	380A028
28	15/16"	1-15/16"	380A029
29	15/16"	1-15/16"	380A030
30	15/16"	1-15/16"	300A030

Size	Flute Length	Overall Length	380 Order No.
31	7/8"	1-7/8"	380A031
32	7/8"	1-7/8"	380A032
33	7/8"	1-7/8"	380A033
34	7/8"	1-7/8"	380A034
35	7/8"	1-7/8"	380A035
36	13/16"	1-13/16"	380A036
37	13/16"	1-13/16"	380A037
38	13/16"	1-13/16"	380A038
39	13/16"	1-13/16"	380A039
40	13/16"	1-13/16"	380A040
41	13/16"	1-13/16"	380A041
42	3/4"	1-3/4"	380A042
43	3/4"	1-3/4"	380A043
44	3/4"	1-3/4"	380A044
45	3/4"	1-3/4"	380A045
46	3/4"	1-3/4"	380A046
47	11/16"	1-11/16"	380A047
48	11/16"	1-11/16"	380A048
49	11/16"	1-11/16"	380A049
50	11/16"	1-11/16"	380A050
51	11/16"	1-11/16"	380A051
52	11/16"	1-11/16"	380A052
53*	5/8"	1-5/8"	380A053
54*	5/8"	1-5/8"	380A054
55*	5/8"	1-5/8"	380A055
56*	1/2"	1-3/8"	380A056
57*	1/2"	1-3/8"	380A057
58*	1/2"	1-3/8"	380A058
59*	1/2"	1-3/8"	380A059
60*	1/2"	1-3/8"	380A060

\* Not Split Point

#1 thru #60 - 12 per pack

## 300E SERIES

### HIGH SPEED STEEL

135° Split Point / Straight Shank  
Fractional / Black Oxide



300E

Size	Flute Length	Overall Length	300E Order No.
1/16"	5/8"	1-5/8"	300E104
5/64"	11/16"	1-11/16"	300E105
3/32"	3/4"	1-3/4"	300E106
7/64"	13/16"	1-13/16"	300E107
1/8"	7/8"	1-7/8"	300E108
9/64"	15/16"	1-15/16"	300E109
5/32"	1"	2-1/16"	300E110
11/64"	1-1/16"	2-1/8"	300E111
3/16"	1-1/8"	2-3/16"	300E112
13/64"	1-3/16"	2-1/4"	300E113
7/32"	1-1/4"	2-3/8"	300E114
15/64"	1-5/16"	2-7/16"	300E115
1/4"	1-3/8"	2-1/2"	300E116
17/64"	1-7/16"	2-5/8"	300E117
9/32"	1-1/2"	2-11/16"	300E118

Size	Flute Length	Overall Length	300E Order No.
19/64"	1-9/16"	2-3/4"	300E119
5/16"	1-5/8"	2-13/16"	300E120
21/64"	1-11/16"	2-15/16"	300E121
11/32"	1-11/16"	3"	300E122
23/64"	1-3/4"	3-1/16"	300E123
3/8"	1-13/16"	3-1/8"	300E124
25/64"	1-7/8"	3-1/4"	300E125
13/32"	1-15/16"	3-5/16"	300E126
27/64"	2"	3-3/8"	300E127
7/16"	2-1/16"	3-7/16"	300E128
29/64"	2-1/8"	3-9/16"	300E129
15/32"	2-1/8"	3-5/8"	300E130
31/64"	2-3/16"	3-11/16"	300E131
1/2"	2-1/4"	3-3/4"	300E132

1/16" thru 19/64" - 12 per pack.  
5/16" thru 1/2" - 6 per pack.

# SCREW MACHINE LENGTH DRILLS

Screw machine drills (NAS Type C) are shorter than jobbers length drills and are designed for use in drill presses and CNC applications. They can also be used in portable drills when drilling sheet metal.

- ▷ Shorter length increases rigidity
- ▷ Improved drilling in hard metal like stainless
- ▷ 135° Split Point reduces "walking" and improves ease of penetration
- ▷ NAS Type C

## T4 - T5 SERIES HIGH SPEED STEEL 135° Split Point Black Oxide



Fractional				T4 Packaging: Tube	
Size	Decimal Equivalent	Flute Length	Overall Length	Order No.	Pkg Qty
3/64"	.0469	1/2"	1-3/8"	044403	12
1/16"	.0625	5/8"	1-5/8"	044404	12
5/64"	.0781	11/16"	1-11/16"	044405	12
3/32"	.0938	3/4"	1-3/4"	044406	12
7/64"	.1094	13/16"	1-13/16"	044407	12
1/8"	.1250	7/8"	1-7/8"	044408	12
9/64"	.1406	15/16"	1-15/16"	044409	12
5/32"	.1562	1"	2-1/16"	044410	12
11/64"	.1719	1-1/16"	2-1/8"	044411	12
3/16"	.1875	1-1/8"	2-3/16"	044412	12
13/64"	.2031	1-3/16"	2-1/4"	044413	12
7/32"	.2188	1-1/4"	2-3/8"	044414	12
15/64"	.2344	1-5/16"	2-7/16"	044415	12
1/4"	.2500	1-3/8"	2-1/2"	044416	12
17/64"	.2656	1-7/16"	2-5/8"	044417	12
9/32"	.2812	1-1/2"	2-11/16"	044418	12
19/64"	.2969	1-9/16"	2-3/4"	044419	12
5/16"	.3125	1-5/8"	2-13/16"	044420	6
21/64"	.3281	1-11/16"	2-15/16"	044421	6
11/32"	.3438	1-11/16"	3"	044422	6
23/64"	.3594	1-3/4"	3-1/16"	044423	6
3/8"	.3750	1-13/16"	3-1/8"	044424	6
25/64"	.3906	1-7/8"	3-1/4"	044425	6
13/32"	.4062	1-15/16"	3-5/16"	044426	6
27/64"	.4219	2"	3-3/8"	044427	6
7/16"	.4375	2-1/16"	3-7/16"	044428	6
29/64"	.4531	2-1/8"	3-9/16"	044429	6
15/32"	.4688	2-1/8"	3-5/8"	044430	6
31/64"	.4844	2-3/16"	3-11/16"	044431	6
1/2"	.5000	2-1/4"	3-3/4"	044432	6

				T4 Packaging: Bulk	
Size	Decimal Equivalent	Flute Length	Overall Length	Order No.	Pkg Qty
1/8"	.1250	7/8"	1-7/8"	044408.20	144
9/64"	.1406	15/16"	1-15/16"	044409.20	144
5/32"	.1562	1"	2-1/16"	044410.20	144
3/16"	.1875	1-1/8"	2-3/16"	044412.20	144
13/64"	.2031	1-3/16"	2-1/4"	044413.20	144

Corresponding Sets				
Style	Description	Pieces	Size Range	Order No.
T29	Metal Index	29 Piece	1/16"-1/2" by 64 <sup>ths</sup>	090569

Number				T5 Packaging: Tube	
Size	Decimal Equivalent	Flute Length	Overall Length	Order No.	Pkg Qty
1	.2280	1-5/16"	2-7/16"	044501	12
2	.2210	1-5/16"	2-7/16"	044502	12
3	.2130	1-1/4"	2-3/8"	044503	12
4	.2090	1-1/4"	2-3/8"	044504	12
5	.2055	1-1/4"	2-3/8"	044505	12
6	.2040	1-1/4"	2-3/8"	044506	12
7	.2010	1-3/16"	2-1/4"	044507	12
8	.1990	1-3/16"	2-1/4"	044508	12
9	.1960	1-3/16"	2-1/4"	044509	12
10	.1935	1-3/16"	2-1/4"	044510	12
11	.1910	1-3/16"	2-1/4"	044511	12
12	.1890	1-3/16"	2-1/4"	044512	12
13	.1850	1-1/8"	2-3/16"	044513	12
14	.1820	1-1/8"	2-3/16"	044514	12
15	.1800	1-1/8"	2-3/16"	044515	12
16	.1770	1-1/8"	2-3/16"	044516	12
17	.1730	1-1/8"	2-3/16"	044517	12
18	.1695	1-1/16"	2-1/8"	044518	12
19	.1660	1-1/16"	2-1/8"	044519	12
20	.1610	1-1/16"	2-1/8"	044520	12
21	.1590	1-1/16"	2-1/8"	044521	12
22	.1570	1-1/16"	2-1/8"	044522	12
23	.1540	1"	2-1/16"	044523	12
24	.1520	1"	2-1/16"	044524	12
25	.1495	1"	2-1/16"	044525	12
26	.1470	1"	2-1/16"	044526	12
27	.1440	1"	2-1/16"	044527	12
28	.1405	15/16"	1-15/16"	044528	12
29	.1360	15/16"	1-15/16"	044529	12
30	.1285	15/16"	1-15/16"	044530	12
31	.1200	7/8"	1-7/8"	044531	12
32	.1160	7/8"	1-7/8"	044532	12
33	.1130	7/8"	1-7/8"	044533	12
34	.1110	7/8"	1-7/8"	044534	12
35	.1100	7/8"	1-7/8"	044535	12
36	.1065	13/16"	1-13/16"	044536	12
37	.1040	13/16"	1-13/16"	044537	12
38	.1015	13/16"	1-13/16"	044538	12
39	.0995	13/16"	1-13/16"	044539	12
40	.0980	13/16"	1-13/16"	044540	12
41	.0960	13/16"	1-13/16"	044541	12
42	.0935	3/4"	1-3/4"	044542	12
43	.0890	3/4"	1-3/4"	044543	12
44	.0860	3/4"	1-3/4"	044544	12
45	.0820	3/4"	1-3/4"	044545	12
46	.0810	3/4"	1-3/4"	044546	12
47	.0785	11/16"	1-11/16"	044547	12
48	.0760	11/16"	1-11/16"	044548	12
49	.0730	11/16"	1-11/16"	044549	12
50	.0700	11/16"	1-11/16"	044550	12
51	.0670	11/16"	1-11/16"	044551	12
52	.0635	11/16"	1-11/16"	044552	12
53*	.0595	5/8"	1-5/8"	044553	12
54*	.0550	5/8"	1-5/8"	044554	12
55*	.0520	5/8"	1-5/8"	044555	12
56*	.0465	1/2"	1-3/8"	044556	12
57*	.0430	1/2"	1-3/8"	044557	12
58*	.0420	1/2"	1-3/8"	044558	12
59*	.0410	1/2"	1-3/8"	044559	12
60*	.0400	1/2"	1-3/8"	044560	12

\* Not Split Point

				T5 Packaging: Bulk	
Size	Decimal Equivalent	Flute Length	Overall Length	Order No.	Pkg Qty
60	.0400	1/2"	1-3/8"	044560.20	72



## SCREW MACHINE LENGTH DRILLS

NITRO™ drills (NAS Type C) offer superior performance over conventional HSS drills. 135° Split Point reduces "walking" at the drill point and makes these drills ideal for both handheld and CNC Operations. Black & Gold surface treatment for maximum lubricity. Usable in a wide range of materials including difficult-to-machine materials such as stainless steel.

**NITRO**

### 300N SERIES

#### HIGH SPEED STEEL

135° Split Point / Straight Shank  
Fractional / Black & Gold



300N

Size	Flute Length	Overall Length	300N Order No.
1/16"	5/8"	1-5/8"	300N104
5/64"	11/16"	1-11/16"	300N105
3/32"	3/4"	1-3/4"	300N106
7/64"	13/16"	1-13/16"	300N107
1/8"	7/8"	1-7/8"	300N108
9/64"	15/16"	1-15/16"	300N109
5/32"	1"	2-1/16"	300N110
11/64"	1-1/16"	2-1/8"	300N111
3/16"	1-1/8"	2-3/16"	300N112
13/64"	1-3/16"	2-1/4"	300N113
7/32"	1-1/4"	2-3/8"	300N114
15/64"	1-5/16"	2-7/16"	300N115
1/4"	1-3/8"	2-1/2"	300N116
17/64"	1-7/16"	2-5/8"	300N117
9/32"	1-1/2"	2-11/16"	300N118

Size	Flute Length	Overall Length	300N Order No.
19/64"	1-9/16"	2-3/4"	300N119
5/16"	1-5/8"	2-13/16"	300N120
21/64"	1-11/16"	2-15/16"	300N121
11/32"	1-11/16"	3"	300N122
23/64"	1-3/4"	3-1/16"	300N123
3/8"	1-13/16"	3-1/8"	300N124
25/64"	1-7/8"	3-1/4"	300N125
13/32"	1-15/16"	3-5/16"	300N126
27/64"	2"	3-3/8"	300N127
7/16"	2-1/16"	3-7/16"	300N128
29/64"	2-1/8"	3-9/16"	300N129
15/32"	2-1/8"	3-5/8"	300N130
31/64"	2-3/16"	3-11/16"	300N131
1/2"	2-1/4"	3-3/4"	300N132

1/16" thru 19/64" - 12 per pack., 5/16" thru 1/2" - 6 per pack.

Corresponding Sets		
No. of Pcs.	Description	Order No.
300N Series Screw Machine (Stub) Length Heavy-Duty Drill Sets		
29	1/16" - 1/2" by 64 <sup>ths</sup>	300N29



300N29

## SCREW MACHINE LENGTH DRILLS

These drill bits (NAS Type C) have short flutes as well as a short overall length for maximum rigidity when drilling in sheet metal. They are made with a cobalt blend to provide a long service life in hard materials such as stainless steel.

- ▷ Shorter length increases rigidity
- ▷ Improved drilling in hard metal like stainless
- ▷ 135° Split Point reduces "walking" and improves ease of penetration
- ▷ NAS Type C



**T4HD SERIES**  
**HIGH SPEED STEEL**  
**135° Split Point**  
**Black & Gold**



Fractional				T4HD Packaging: Tube	
Size	Decimal Equivalent	Flute Length	Overall Length	Order No.	Pkg Qty
1/16"	.0625	5/8"	1-5/8"	060404	12
5/64"	.0781	11/16"	1-11/16"	060405	12
3/32"	.0938	3/4"	1-3/4"	060406	12
7/64"	.1094	13/16"	1-13/16"	060407	12
1/8"	.1250	7/8"	1-7/8"	060408	12
9/64"	.1406	15/16"	1-15/16"	060409	12
5/32"	.1562	1"	2-1/16"	060410	12
11/64"	.1719	1-1/16"	2-1/8"	060411	12
3/16"	.1875	1-1/8"	2-3/16"	060412	12
13/64"	.2031	1-3/16"	2-1/4"	060413	12
7/32"	.2188	1-1/4"	2-3/8"	060414	12
15/64"	.2344	1-5/16"	2-7/16"	060415	12
1/4"	.2500	1-3/8"	2-1/2"	060416	12
17/64"	.2656	1-7/16"	2-5/8"	060417	12
9/32"	.2812	1-1/2"	2-11/16"	060418	12
19/64"	.2969	1-9/16"	2-3/4"	060419	12
5/16"	.3125	1-5/8"	2-13/16"	060420	6
21/64"	.3281	1-11/16"	2-15/16"	060421	6
11/32"	.3438	1-11/16"	3"	060422	6
23/64"	.3594	1-3/4"	3-1/16"	060423	6
3/8"	.3750	1-13/16"	3-1/8"	060424	6
25/64"	.3906	1-7/8"	3-1/4"	060425	6
13/32"	.4062	1-15/16"	3-5/16"	060426	6
27/64"	.4219	2"	3-3/8"	060427	6
7/16"	.4375	2-1/16"	3-7/16"	060428	6
29/64"	.4531	2-1/8"	3-9/16"	060429	6
15/32"	.4688	2-1/8"	3-5/8"	060430	6
31/64"	.4844	2-3/16"	3-11/16"	060431	6
1/2"	.5000	2-1/4"	3-3/4"	060432	6

				T4HD Packaging: Bulk	
Size	Decimal Equivalent	Flute Length	Overall Length	Order No.	Pkg Qty
1/8"	.1250	7/8"	1-7/8"	060408.20	288
5/32"	.1562	1"	2-1/16"	060410.20	288
3/16"	.1875	1-1/8"	2-3/16"	060412.20	288
7/32"	.2188	1-1/4"	2-3/8"	060414.20	288
1/4"	.2500	1-3/8"	2-1/2"	060416.20	288
9/32"	.2812	1-1/2"	2-11/16"	060418.20	72
5/16"	.3125	1-5/8"	2-13/16"	060420.20	72

Corresponding Sets				
Style	Description	Pieces	Size Range	Order No.
T29HD	Metal Index	29 Piece	1/16"-1/2" by 64 <sup>ths</sup>	090568

# SCREW MACHINE LENGTH DRILLS

These drill bits have short flutes as well as a short overall length for maximum rigidity when drilling in sheet metal. They are made with a cobalt blend to provide a long service life in hard materials such as stainless steel.

## 300C SERIES

**COBALT**

135° Split Point / Straight Shank  
Fractional / Bronze



300C

Size	Flute Length	Overall Length	300C Order No.
1/16"	5/8"	1-5/8"	300C104
5/64"	11/16"	1-11/16"	300C105
3/32"	3/4"	1-3/4"	300C106
7/64"	13/16"	1-13/16"	300C107
1/8"	7/8"	1-7/8"	300C108
9/64"	15/16"	1-15/16"	300C109
5/32"	1"	2-1/16"	300C110
11/64"	1-1/16"	2-1/8"	300C111
3/16"	1-1/8"	2-3/16"	300C112
13/64"	1-3/16"	2-1/4"	300C113
7/32"	1-1/4"	2-3/8"	300C114
15/64"	1-5/16"	2-7/16"	300C115
1/4"	1-3/8"	2-1/2"	300C116
17/64"	1-7/16"	2-5/8"	300C117
9/32"	1-1/2"	2-11/16"	300C118
19/64"	1-9/16"	2-3/4"	300C119
5/16"	1-5/8"	2-13/16"	300C120
21/64"	1-11/16"	2-15/16"	300C121
11/32"	1-11/16"	3"	300C122
23/64"	1-3/4"	3-1/16"	300C123
3/8"	1-13/16"	3-1/8"	300C124
25/64"	1-7/8"	3-1/4"	300C125
13/32"	1-15/16"	3-5/16"	300C126
27/64"	2"	3-3/8"	300C127
7/16"	2-1/16"	3-7/16"	300C128
29/64"	2-1/8"	3-9/16"	300C129
15/32"	2-1/8"	3-5/8"	300C130
31/64"	2-3/16"	3-11/16"	300C131
1/2"	2-1/4"	3-3/4"	300C132

1/16" thru 19/64" - 12 per pack, 5/16" thru 1/2" - 6 per pack



300C29

## 380C SERIES

**COBALT**

135° Split Point / Straight Shank  
Number / Bronze



380C

Size	Flute Length	Overall Length	380C Order No.
1	1-5/16"	2-7/16"	380C001
2	1-5/16"	2-7/16"	380C002
3	1-1/4"	2-3/8"	380C003
4	1-1/4"	2-3/8"	380C004
5	1-1/4"	2-3/8"	380C005
6	1-1/4"	2-3/8"	380C006
7	1-3/16"	2-1/4"	380C007
8	1-3/16"	2-1/4"	380C008
9	1-3/16"	2-1/4"	380C009
10	1-3/16"	2-1/4"	380C010
11	1-3/16"	2-1/4"	380C011
12	1-3/16"	2-1/4"	380C012
13	1-1/8"	2-3/16"	380C013
14	1-1/8"	2-3/16"	380C014
15	1-1/8"	2-3/16"	380C015
16	1-1/8"	2-3/16"	380C016
17	1-1/8"	2-3/16"	380C017
18	1-1/16"	2-1/8"	380C018
19	1-1/16"	2-1/8"	380C019
20	1-1/16"	2-1/8"	380C020
21	1-1/16"	2-1/8"	380C021
22	1-1/16"	2-1/8"	380C022
23	1"	2-1/16"	380C023
24	1"	2-1/16"	380C024
25	1"	2-1/16"	380C025
26	1"	2-1/16"	380C026
27	1"	2-1/16"	380C027
28	15/16"	1-15/16"	380C028
29	15/16"	1-15/16"	380C029
30	15/16"	1-15/16"	380C030
31	7/8"	1-7/8"	380C031
32	7/8"	1-7/8"	380C032
33	7/8"	1-7/8"	380C033
34	7/8"	1-7/8"	380C034
35	7/8"	1-7/8"	380C035
36	13/16"	1-13/16"	380C036
37	13/16"	1-13/16"	380C037
38	13/16"	1-13/16"	380C038
39	13/16"	1-13/16"	380C039
40	13/16"	1-13/16"	380C040

#1 thru #40 - 12 per pack

Corresponding Sets		
No. of Pcs.	Description	Order No.
29	1/16" - 1/2" by 64 <sup>ths</sup>	300C29

# SCREW MACHINE LENGTH DRILLS

# SST+

## SST+ 01HSERIES

### COBALT

135° Split Point / Quick Shank  
Fractional / Bronze Oxide

For thin gauge material and sheet metal

Excellent for drilling into sheet metal and other thin-walled material. The 135° split point prevents center-punching and its short length helps prevent breakage, making it an ideal option for drilling in confined spaces.

- ▷ Self-centering 135° split point geometry
- ▷ Special bronze SST surface treatment
- ▷ Heavy-duty fully ground body construction
- ▷ High flow flute design
- ▷ Unique shank design with six long flats to provide a better grip for cordless and corded power tools
- ▷ Packaged in reusable plastic packaging



Drill Size	Flute Length	Overall Length	Order No.	Std. Pkg.	Std. Ctn.
1/16"	3/8"	1 5/16"	01H104	10	100
5/64"	1/2"	1 1/2"	01H105	10	100
3/32"	9/16"	1 11/16"	01H106	10	100
7/64"	5/8"	1 13/16"	01H107	10	100
1/8"	11/16"	1 15/16"	01H108	10	100
9/64"	13/16"	2 1/16"	01H109	10	100
5/32"	7/8"	2 3/16"	01H110	10	100
11/64"	15/16"	2 5/16"	01H111	10	100
3/16"	1"	2 7/16"	01H112	10	100
13/64"	1"	2 7/16"	01H113	10	100
7/32"	1 1/8"	2 5/8"	01H114	10	100
15/64"	1 1/8"	2 5/8"	01H115	10	100
1/4"	1 1/4"	2 3/4"	01H116	10	100
17/64"	1 5/16"	2 15/16"	01H117	10	100
9/32"	1 5/16"	2 15/16"	01H118	10	100
19/64"	1 5/16"	2 15/16"	01H119	10	100
5/16"	1 7/16"	3 1/8"	01H120	10	100
21/64"	1 7/16"	3 1/8"	01H121	10	100
11/32"	1 9/16"	3 5/16"	01H122	10	100
23/64"	1 9/16"	3 5/16"	01H123	10	100
3/8"	1 11/16"	3 1/2"	01H124	10	100
25/64"	1 11/16"	3 1/2"	01H125	5	50
13/32"	1 11/16"	3 1/2"	01H126	5	50
27/64"	1 7/8"	3 3/4"	01H127	5	50
7/16"	1 7/8"	3 3/4"	01H128	5	50
29/64"	1 7/8"	3 3/4"	01H129	5	50
15/32"	2"	4"	01H130	5	50
31/64"	2"	4"	01H131	5	50
1/2"	2"	4"	01H132	5	50

Sizes 11/64" and smaller have a round shank.

Fractional Sizes					
Drill Size	Flute Length	Overall Length	Order No.	Std. Pkg.	Std. Ctn.
1/16"	3/8"	1 5/16"	01H004	10	100
5/64"	1/2"	1 1/2"	01H005	10	100
3/32"	9/16"	1 11/16"	01H006	10	100
7/64"	5/8"	1 13/16"	01H007	10	100
1/8"	11/16"	1 15/16"	01H008	10	100
9/64"	13/16"	2 1/16"	01H009	10	100
5/32"	7/8"	2 3/16"	01H010	10	100
11/64"	15/16"	2 5/16"	01H011	10	100
3/16"	1"	2 7/16"	01H012	10	100
13/64"	1"	2 7/16"	01H013	10	100
7/32"	1 1/8"	2 5/8"	01H014	10	100
15/64"	1 1/8"	2 5/8"	01H015	10	100
1/4"	1 1/4"	2 3/4"	01H016	10	100
17/64"	1 5/16"	2 15/16"	01H017	10	100
9/32"	1 5/16"	2 15/16"	01H018	10	100
19/64"	1 5/16"	2 15/16"	01H019	10	100
5/16"	1 7/16"	3 1/8"	01H020	10	100
21/64"	1 7/16"	3 1/8"	01H021	10	100
11/32"	1 9/16"	3 5/16"	01H022	10	100
23/64"	1 9/16"	3 5/16"	01H023	10	100
3/8"	1 11/16"	3 1/2"	01H024	10	100
25/64"	1 11/16"	3 1/2"	01H025	5	50
13/32"	1 11/16"	3 1/2"	01H026	5	50
27/64"	1 7/8"	3 3/4"	01H027	5	50
7/16"	1 7/8"	3 3/4"	01H028	5	50
29/64"	1 7/8"	3 3/4"	01H029	5	50
15/32"	2"	4"	01H030	5	50
31/64"	2"	4"	01H031	5	50
1/2"	2"	4"	01H032	5	50

### Tech tip!

Remember this rule:

Small diameter bits = High speed, low feed

Large diameter bits = Low speed, high feed



# SCREW MACHINE LENGTH DRILLS

## SST+ 01J SERIES

### COBALT

135° Split Point / Round Shank  
 Fractional / Number / Bronze Oxide

# SST+

### For thin gauge material and sheet metal

These drill bits have short flutes as well as a short overall length for maximum rigidity when drilling in sheet metal. They are made with a cobalt blend to provide a long service life in hard materials such as stainless steel.

- ▷ Produce minimal burr when drilling in sheet metal
- ▷ Self-centering 135° split point
- ▷ Heavy-duty body construction
- ▷ No center punching necessary
- ▷ Packaged in reusable plastic packaging.



Drill Size	Flute Length	Number Sizes		Order No.	Std. Pkg.	Std. Ctn.
		Overall Length				
1	1 1/8"	2 5/8"		01J001	10	100
2	1 1/8"	2 5/8"		01J002	10	100
3	1 1/8"	2 5/8"		01J003	10	100
4	1"	2 7/16"		01J004	10	100
5	1"	2 7/16"		01J005	10	100
6	1"	2 7/16"		01J006	10	100
7	1"	2 7/16"		01J007	10	100
8	1"	2 7/16"		01J008	10	100
9	1"	2 7/16"		01J009	10	100
10	1"	2 7/16"		01J010	10	100
11	1"	2 7/16"		01J011	10	100
12	1"	2 7/16"		01J012	10	100
13	15/16"	2 5/16"		01J013	10	100
14	15/16"	2 5/16"		01J014	10	100
15	15/16"	2 5/16"		01J015	10	100
16	15/16"	2 5/16"		01J016	10	100
17	15/16"	2 5/16"		01J017	10	100
18	15/16"	2 5/16"		01J018	10	100
19	7/8"	2 3/16"		01J019	10	100
20	7/8"	2 3/16"		01J020	10	100
21	7/8"	2 3/16"		01J021	10	100
22	7/8"	2 3/16"		01J022	10	100
23	7/8"	2 3/16"		01J023	10	100
24	7/8"	2 3/16"		01J024	10	100
25	7/8"	2 3/16"		01J025	10	100
26	7/8"	2 3/16"		01J026	10	100
27	13/16"	2 1/16"		01J027	10	100
28	13/16"	2 1/16"		01J028	10	100
29	13/16"	2 1/16"		01J029	10	100
30	11/16"	1 15/16"		01J030	10	100
31	5/8"	1 13/16"		01J031	10	100
32	5/8"	1 13/16"		01J032	10	100
33	5/8"	1 13/16"		01J033	10	100
34	5/8"	1 13/16"		01J034	10	100
35	5/8"	1 13/16"		01J035	10	100
36	5/8"	1 13/16"		01J036	10	100
37	9/16"	1 11/16"		01J037	10	100
38	9/16"	1 11/16"		01J038	10	100
39	9/16"	1 11/16"		01J039	10	100
40	9/16"	1 11/16"		01J040	10	100



## SCREW MACHINE LENGTH DRILLS

These drill bits have short flutes as well as a short overall length for maximum rigidity when drilling in sheet metal. They are made with a cobalt blend to provide a long service life in hard materials such as stainless steel.

- ▷ *Shorter length increases rigidity*
- ▷ *Improved drilling in hard sheet metal like stainless*
- ▷ *135° Split Point reduces "walking" and improves ease of penetration*

### T4C SERIES

#### COBALT

135° Split Point  
Bronze Oxide



Fractional				T4C Packaging: Tube	
Size	Decimal Equivalent	Flute Length	Overall Length	Order No.	Pkg Qty
1/16"	.0625	5/8"	1-5/8"	046604	12
5/64"	.0781	11/16"	1-11/16"	046605	12
3/32"	.0938	3/4"	1-3/4"	046606	12
7/64"	.1094	13/16"	1-13/16"	046607	12
1/8"	.1250	7/8"	1-7/8"	046608	12
9/64"	.1406	15/16"	1-15/16"	046609	12
5/32"	.1562	1"	2-1/16"	046610	12
11/64"	.1719	1-1/16"	2-1/8"	046611	12
3/16"	.1875	1-1/8"	2-3/16"	046612	12
13/64"	.2031	1-3/16"	2-1/4"	046613	12
7/32"	.2188	1-1/4"	2-3/8"	046614	12
15/64"	.2344	1-5/16"	2-7/16"	046615	12
1/4"	.2500	1-3/8"	2-1/2"	046616	12
17/64"	.2656	1-7/16"	2-5/8"	046617	12
9/32"	.2812	1-1/2"	2-11/16"	046618	12
19/64"	.2969	1-9/16"	2-3/4"	046619	12
5/16"	.3125	1-5/8"	2-13/16"	046620	6
21/64"	.3281	1-11/16"	2-15/16"	046621	6
11/32"	.3438	1-11/16"	3"	046622	6
23/64"	.3594	1-3/4"	3-1/16"	046623	6
3/8"	.3750	1-13/16"	3-1/8"	046624	6
25/64"	.3906	1-7/8"	3-1/4"	046625	6
13/32"	.4062	1-15/16"	3-5/16"	046626	6
27/64"	.4219	2"	3-3/8"	046627	6
7/16"	.4375	2-1/16"	3-7/16"	046628	6
29/64"	.4531	2-1/8"	3-9/16"	046629	6
15/32"	.4688	2-1/8"	3-5/8"	046630	6
31/64"	.4844	2-3/16"	3-11/16"	046631	6
1/2"	.5000	2-1/4"	3-3/4"	046632	6

## LEFT HAND SCREW MACHINE LENGTH DRILLS

Constructed of M-42 Cobalt High Speed Steel for super abrasive resistance in tough metals. They are used in left hand screw machines and with screw extractors. Can be used to drill out broken bolts and other hardened fasteners. Sizes 3/16" and above have a 3-flat shank which reduces slippage in the drill chuck.

### 300LH SERIES

#### COBALT

135° Split Point / 3-Flat Shank

Fractional / Bronze



300LH

Size	Flute Length	Overall Length	300LH Order No.
1/16"	5/8"	1-5/8"	300LH104
3/32"	3/4"	1-3/4"	300LH106
1/8"	7/8"	1-7/8"	300LH108
5/32"	1"	2-1/16"	300LH110
3/16"	1-1/8"	2-3/16"	300LH112

Size	Flute Length	Overall Length	300LH Order No.
7/32"	1-1/4"	2-3/8"	300LH114
1/4"	1-3/8"	2-1/2"	300LH116
9/32"	1-1/2"	2-11/16"	300LH118
5/16"	1-5/8"	2-13/16"	300LH120
11/32"	1-11/16"	3"	300LH122
3/8"	1-13/16"	3-1/8"	300LH124

1/16" thru 9/32" - 12 per pack, 5/16" thru 3/8" - 6 per pack



Corresponding Sets		
No. of Pcs.	Description	Order No.
<b>300LH Series Cobalt Screw Machine (Stub) Length Drill Sets</b>		
11	1/16" - 3/8" by 32 <sup>nds</sup>	300LH11



# DOUBLE ENDED DRILLS

These drills have flutes and cutting points on both ends. This allows the user to reverse the drill and utilize both ends. For users that want to drill a hole into sheet metal, thin material, for automotive or aerospace purposes, for a rivet hole, or simply to double the life of your current stub length drill bit.

## 330 SERIES

### HIGH SPEED STEEL

#### 135° Split Point

#### Fractional & Number / Black Oxide



330

Size	Flute Length	Overall Length	330 Order No.
#11	1/2"	2-1/4"	330A011
#20	1/2"	2-1/8"	330A020
#30	1/2"	2"	330A030
7/64"	1/2"	1-7/8"	330A107
1/8"	1/2"	2"	330A108

Size	Flute Length	Overall Length	330 Order No.
9/64"	1/2"	2"	330A109
5/32"	1/2"	2-1/16"	330A110
3/16"	1/2"	2-3/16"	330A112
7/32"	1/2"	2-3/8"	330A114
1/4"	1/2"	2-1/2"	330A116

12 per pack

## TSM8 SERIES

### HIGH SPEED STEEL

#### 135° Split Point

#### Fractional & Number / Black Oxide



Size	Decimal Equivalent	Flute Length	Overall Length	TSM8 Packaging: Tube		TSM8 Packaging: Bulk	
				Order No.	Pkg Qty	Order No.	Pkg Qty
#11	.1910	1/2"	2-1/4"	098811	12	098811.20	288
#20	.1610	1/2"	2-1/8"	098820	12	098820.20	288
#30	.1285	1/2"	2"	098830	12	098830.20	288
7/64"	.1094	1/2"	1-7/8"	098807	12	098807.20	288
1/8"	.1250	1/2"	2"	098808	12	098808.20	288
9/64"	.1406	1/2"	2"	098809	12	098809.20	288
5/32"	.1562	1/2"	2-1/16"	098810	12	098810.20	288
3/16"	.1875	1/2"	2-3/16"	098812	12	098812.20	288
7/32"	.2188	1/2"	2-3/8"	098814	12	098814.20	288
1/4"	.2500	1/2"	2-1/2"	098816	12	098816.20	288

# DOUBLE-ENDED DRILLS

## SST+ 01K SERIES

### COBALT

135° Split Point  
Fractional / Bronze Oxide

### For thin gauge and sheet metal

The most effective double-ended drill bit available that can allow you to drill hundreds of holes faster than anyone else. The state-of-the-art cobalt blend provides these drill bits an incomparable lifespan that would make any black oxide competitors blush. Even if you want to drill a hole into sheet metal, thin material, for automotive or aerospace purposes, for a rivet hole, or simply to double the life of your current stub length drill bit.

- ▷ Self-centering 135° split point geometry
- ▷ Special bronze SST surface treatment
- ▷ Heavy-duty fully ground body construction
- ▷ High flow flute design
- ▷ Double-ended design provides twice the life and quicker change outs compared to traditional drill bits



Fractional Sizes					
Drill Size	Flute Length	Overall Length	Order No.	Std. Pkg.	Std. Ctn.
1/16"	23/64"	1 1/2"	01K004	10	100
5/64"	23/64"	1 1/2"	01K005	10	100
3/32"	25/64"	1 11/16"	01K006	10	100
7/64"	7/16"	1 13/16"	01K007	10	100
1/8"	15/32"	1 59/64"	01K008	10	100
9/64"	35/64"	2 3/64"	01K009	10	100
5/32"	35/64"	2 11/64"	01K010	10	100
11/64"	5/8"	2 9/32"	01K011	10	100
3/16"	11/16"	2 7/16"	01K012	10	100
13/64"	11/16"	2 7/16"	01K013	10	100
7/32"	3/4"	2 19/32"	01K014	10	100
15/64"	3/4"	2 19/32"	01K015	10	100
1/4"	53/64"	2 3/4"	01K016	10	100

# SST+



Corresponding Rivet Sizes						
Drill Size	Rivet Size	Flute Length	Overall Length	Order No.	Std. Pkg.	Std. Ctn.
#51	0,067	25/64"	1 11/16"	01K151	10	100
#40	0,098	7/16"	1 13/16"	01K140	10	100
#30	0,1285	35/64"	2 3/64"	01K130	10	100
#20	0,161	5/8"	2 9/32"	01K120	10	100
#10	0,1935	11/16"	2 7/16"	01K110	10	100
#1	0,228	3/4"	2 19/32"	01K101	10	100
F	0,257	1 7/64"	4 1/64"	01K206	10	100

## 1/2" SHANK DRILLS

Expands the size range capacity of a 1/2" portable drill chuck. Common flute and overall length for minimal adjustment during tool changes. Precision ground for a high degree of concentricity between shank and body diameter. Ideal for drilling low and medium tensile strength materials.

### 1000A / 1000F SERIES

#### HIGH SPEED STEEL

118° / 1/2" Reduced Shank

3 Flats on 1000F

Fractional / Bright & Black



1000A



1000F - 3-Flat Shank

Size	Flute Length	Overall Length	1000A Order No.	1000F Order No.
33/64"	3"	6"	1000A133	1000F133
17/32"	3"	6"	1000A134	1000F134
35/64"	3"	6"	1000A135	1000F135
9/16"	3"	6"	1000A136	1000F136
37/64"	3"	6"	1000A137	1000F137
19/32"	3"	6"	1000A138	1000F138
39/64"	3"	6"	1000A139	1000F139
5/8"	3"	6"	1000A140	1000F140
41/64"	3"	6"	1000A141	1000F141
21/32"	3"	6"	1000A142	1000F142
43/64"	3"	6"	1000A143	1000F143
11/16"	3"	6"	1000A144	1000F144
45/64"	3"	6"	1000A145	1000F145
23/32"	3"	6"	1000A146	1000F146
47/64"	3"	6"	1000A147	1000F147
3/4"	3"	6"	1000A148	1000F148
49/64"	3"	6"	1000A149	1000F149
25/32"	3"	6"	1000A150	1000F150
51/64"	3"	6"	1000A151	1000F151
13/16"	3"	6"	1000A152	1000F152
53/64"	3"	6"	1000A153	1000F153
27/32"	3"	6"	1000A154	1000F154
55/64"	3"	6"	1000A155	1000F155
7/8"	3"	6"	1000A156	1000F156
57/64"	3"	6"	1000A157	1000F157
29/32"	3"	6"	1000A158	1000F158
59/64"	3"	6"	1000A159	1000F159

Size	Flute Length	Overall Length	1000A Order No.	1000F Order No.
15/16"	3"	6"	1000A160	1000F160
61/64"	3"	6"	1000A161	1000F161
31/32"	3"	6"	1000A162	1000F162
63/64"	3"	6"	1000A163	1000F163
1"	3"	6"	1000A164	1000F164
1-1/64"	3"	6"	1000A201	-
1-1/32"	3"	6"	1000A202	1000F202
1-3/64"	3"	6"	1000A203	-
1-1/16"	3"	6"	1000A204	1000F204
1-5/64"	3"	6"	1000A205	-
1-3/32"	3"	6"	1000A206	1000F206
1-7/64"	3"	6"	1000A207	-
1-1/8"	3"	6"	1000A208	1000F208
1-9/64"	3"	6"	1000A209	-
1-5/32"	3"	6"	1000A210	1000F210
1-11/64"	3"	6"	1000A211	-
1-3/16"	3"	6"	1000A212	1000F212
1-13/64"	3"	6"	1000A213	-
1-7/32"	3"	6"	1000A214	1000F214
1-15/64"	3"	6"	1000A215	-
1-1/4"	3"	6"	1000A216	1000F216
1-9/32"	3"	6"	1000A218	-
1-5/16"	3"	6"	1000A220	1000F220
1-3/8"	3"	6"	1000A224	1000F224
1-7/16"	3"	6"	1000A228	1000F228
1-1/2"	3"	6"	1000A232	1000F232

1 per pack

Corresponding Sets		
No. of Pcs.	Description	Order No.
1000A Series 1/2" Shank S&D Drill Sets		
5	9/16" - 1" by 8 <sup>ths</sup>	1000A5
8	9/16" - 1" by 16 <sup>ths</sup>	1000A8
32	STAND 1/2" - 1" by 64 <sup>ths</sup> W/DRILLS	1000A32

Corresponding Sets		
No. of Pcs.	Description	Order No.
1000F Series 1/2" Shank S&D Drill Sets		
5	9/16" - 1" by 8 <sup>ths</sup>	1000F5
8	9/16" - 1" by 16 <sup>ths</sup>	1000F8
32	STAND 1/2" - 1" by 64 <sup>ths</sup> W/DRILLS	1000F32



1000A8

S&D  
1/2" SHANK DRILLS

**1000E SERIES**  
**HIGH SPEED STEEL**  
118° Split Point / 3 Flats, Reduced Shank  
Fractional / Bright & Black



1000E

Size	Flute Length	Overall Length	1000E Order No.
33/64"	3"	6"	1000E133
17/32"	3"	6"	1000E134
35/64"	3"	6"	1000E135
9/16"	3"	6"	1000E136
37/64"	3"	6"	1000E137
19/32"	3"	6"	1000E138
39/64"	3"	6"	1000E139
5/8"	3"	6"	1000E140
41/64"	3"	6"	1000E141
21/32"	3"	6"	1000E142
43/64"	3"	6"	1000E143
11/16"	3"	6"	1000E144
45/64"	3"	6"	1000E145
23/32"	3"	6"	1000E146
47/64"	3"	6"	1000E147
3/4"	3"	6"	1000E148
49/64"	3"	6"	1000E149
25/32"	3"	6"	1000E150
51/64"	3"	6"	1000E151
13/16"	3"	6"	1000E152
53/64"	3"	6"	1000E153
27/32"	3"	6"	1000E154
55/64"	3"	6"	1000E155
7/8"	3"	6"	1000E156
57/64"	3"	6"	1000E157
29/32"	3"	6"	1000E158
59/64"	3"	6"	1000E159
15/16"	3"	6"	1000E160
61/64"	3"	6"	1000E161
31/32"	3"	6"	1000E162
63/64"	3"	6"	1000E163
1"	3"	6"	1000E164

Size	Flute Length	Overall Length	1000E Order No.
1-1/64"	3"	6"	1000E201
1-1/32"	3"	6"	1000E202
1-3/64"	3"	6"	1000E203
1-1/16"	3"	6"	1000E204
1-5/64"	3"	6"	1000E205
1-3/32"	3"	6"	1000E206
1-7/64"	3"	6"	1000E207
1-1/8"	3"	6"	1000E208
1-9/64"	3"	6"	1000E209
1-5/32"	3"	6"	1000E210
1-11/64"	3"	6"	1000E211
1-3/16"	3"	6"	1000E212
1-13/64"	3"	6"	1000E213
1-7/32"	3"	6"	1000E214
1-15/64"	3"	6"	1000E215
1-1/4"	3"	6"	1000E216
1-17/64"	3"	6"	1000E217
1-9/32"	3"	6"	1000E218
1-19/64"	3"	6"	1000E219
1-5/16"	3"	6"	1000E220
1-21/64"	3"	6"	1000E221
1-11/32"	3"	6"	1000E222
1-23/64"	3"	6"	1000E223
1-3/8"	3"	6"	1000E224
1-25/64"	3"	6"	1000E225
1-13/32"	3"	6"	1000E226
1-27/64"	3"	6"	1000E227
1-7/16"	3"	6"	1000E228
1-29/64"	3"	6"	1000E229
1-15/32"	3"	6"	1000E230
1-31/64"	3"	6"	1000E231
1-1/2"	3"	6"	1000E232

Corresponding Sets		
No. of Pcs.	Description	Order No.
1000E Series 1/2" Shank S&D Drill Sets		
5	9/16" - 1" by 8 <sup>ths</sup>	1000E5
8	9/16" - 1" by 16 <sup>ths</sup>	1000E8
32	STAND 1/2" - 1" by 64 <sup>ths</sup> W/DRILLS	1000E32



1000E8



## S&D 1/2" SHANK DRILLS

NITRO® drills offer superior performance over conventional HSS drills. 118° Split Point reduces "walking" at the drill point and makes these drills ideal for both handheld and CNC Operations.

- ▷ Their heavy-duty construction increases tool life and performance
- ▷ Black & Gold surface treatment for maximum lubricity
- ▷ Usable in a wide range of materials including difficult-to-machine materials such as stainless steel
- ▷ S&D drills expand the size range capacity of a 1/2" portable drill chuck
- ▷ All sizes are individually packaged

**NITRO**

### 1000N SERIES

#### HIGH SPEED STEEL

118° Split Point / 1/2" Reduced Shank / 3-Flat Shank  
Fractional / Black Oxide



1000N

Size	Flute Length	Overall Length	1000N Order No.
33/64"	3"	6"	1000N133
17/32"	3"	6"	1000N134
35/64"	3"	6"	1000N135
9/16"	3"	6"	1000N136
37/64"	3"	6"	1000N137
19/32"	3"	6"	1000N138
39/64"	3"	6"	1000N139
5/8"	3"	6"	1000N140
41/64"	3"	6"	1000N141
21/32"	3"	6"	1000N142
43/64"	3"	6"	1000N143
11/16"	3"	6"	1000N144
45/64"	3"	6"	1000N145
23/32"	3"	6"	1000N146
47/64"	3"	6"	1000N147
3/4"	3"	6"	1000N148

Size	Flute Length	Overall Length	1000N Order No.
49/64"	3"	6"	1000N149
25/32"	3"	6"	1000N150
51/64"	3"	6"	1000N151
13/16"	3"	6"	1000N152
53/64"	3"	6"	1000N153
27/32"	3"	6"	1000N154
55/64"	3"	6"	1000N155
7/8"	3"	6"	1000N156
57/64"	3"	6"	1000N157
29/32"	3"	6"	1000N158
59/64"	3"	6"	1000N159
15/16"	3"	6"	1000N160
61/64"	3"	6"	1000N161
31/32"	3"	6"	1000N162
63/64"	3"	6"	1000N163
1"	3"	6"	1000N164

Corresponding Sets		
No. of Pcs.	Description	Order No.
1000N Series 1/2" Shank S&D Drill Sets		
5	9/16" - 1" by 8 <sup>ths</sup>	1000N5
8	9/16" - 1" by 16 <sup>ths</sup>	1000N8
32	STAND 1/2" - 1" by 64 <sup>ths</sup> W/DRILLS	1000N32



1000N32

S&D  
1/2" SHANK DRILLS

General purpose flute design. All sizes have a 1/2" by 2-1/4" long shank. The maximum overall length is 6" and the flute length is 3". This makes them short drills in the larger sizes and thus well suited to use in portable electric drills equipped with 1/2" chucks. They are highly effective in tough, high tensile strength materials. The 135° split point reduces thrust and eliminates "walking" at the drill point.

▷ All sizes are individually packaged

**1000EF SERIES**

**HIGH SPEED STEEL**

135° Split Point / 3 Flats, Reduced Shank  
Fractional / Black & Gold



1000EF

Size	Flute Length	Overall Length	1000EF Order No.
33/64"	3"	6"	1000EF133
17/32"	3"	6"	1000EF134
35/64"	3"	6"	1000EF135
9/16"	3"	6"	1000EF136
37/64"	3"	6"	1000EF137
19/32"	3"	6"	1000EF138
39/64"	3"	6"	1000EF139
5/8"	3"	6"	1000EF140
41/64"	3"	6"	1000EF141
21/32"	3"	6"	1000EF142
43/64"	3"	6"	1000EF143
11/16"	3"	6"	1000EF144
45/64"	3"	6"	1000EF145
23/32"	3"	6"	1000EF146
47/64"	3"	6"	1000EF147
3/4"	3"	6"	1000EF148
49/64"	3"	6"	1000EF149
25/32"	3"	6"	1000EF150
51/64"	3"	6"	1000EF151
13/16"	3"	6"	1000EF152
53/64"	3"	6"	1000EF153
27/32"	3"	6"	1000EF154
55/64"	3"	6"	1000EF155
7/8"	3"	6"	1000EF156

Size	Flute Length	Overall Length	1000EF Order No.
57/64"	3"	6"	1000EF157
29/32"	3"	6"	1000EF158
59/64"	3"	6"	1000EF159
15/16"	3"	6"	1000EF160
61/64"	3"	6"	1000EF161
31/32"	3"	6"	1000EF162
63/64"	3"	6"	1000EF163
1"	3"	6"	1000EF164
1-1/32"	3"	6"	1000EF202
1-1/16"	3"	6"	1000EF204
1-3/32"	3"	6"	1000EF206
1-1/8"	3"	6"	1000EF208
1-5/32"	3"	6"	1000EF210
1-3/16"	3"	6"	1000EF212
1-7/32"	3"	6"	1000EF214
1-1/4"	3"	6"	1000EF216
1-9/32"	3"	6"	1000EF218
1-5/16"	3"	6"	1000EF220
1-11/32"	3"	6"	1000EF222
1-3/8"	3"	6"	1000EF224
1-13/32"	3"	6"	1000EF226
1-7/16"	3"	6"	1000EF228
1-15/32"	3"	6"	1000EF230
1-1/2"	3"	6"	1000EF232

Corresponding Sets		
No. of Pcs.	Description	Order No.
1000EF Series 1/2" Shank S&D Drill Sets		
5	9/16" - 1" by 8 <sup>ths</sup>	1000EF5
8	9/16" - 1" by 16 <sup>ths</sup>	1000EF8
32	STAND 1/2" - 1" by 64 <sup>ths</sup> W/DRILLS	1000EF32



1000EF8

## S&D REDUCED SHANK DRILLS

HSS S&D drills expand the size range capacity of a 1/2" drill chuck. By including a split-point and a 3-flat option, this style of drill is ideal for handheld drilling operations. The split-point reduces "walking" and the 3 flats keep the tool from rotating in the chuck.

- ▷ 1/2" reduced shank with 3 flats is ideal for handheld power tools
- ▷ Incorporating a reduced shank increases drilling diameter range
- ▷ Split-Point eliminates "walking" at the drill point

### T9FHD SERIES HIGH SPEED STEEL

118° Split Point / 3 Flats on Shank  
Black & Bronze Oxide



Size	Decimal Equivalent	Flute Length	Overall Length	T9FHD Packaging: Tube	
				Order No.	Pkg Qty
33/64"	.5156	3"	6"	094133	1
17/32"	.5312	3"	6"	094134	1
35/64"	.5469	3"	6"	094135	1
9/16"	.5625	3"	6"	094136	1
37/64"	.5781	3"	6"	094137	1
19/32"	.5938	3"	6"	094138	1
39/64"	.6094	3"	6"	094139	1
5/8"	.6250	3"	6"	094140	1
41/64"	.6406	3"	6"	094141	1
21/32"	.6562	3"	6"	094142	1
43/64"	.6719	3"	6"	094143	1
11/16"	.6875	3"	6"	094144	1
45/64"	.7031	3"	6"	094145	1
23/32"	.7188	3"	6"	094146	1
47/64"	.7344	3"	6"	094147	1
3/4"	.7500	3"	6"	094148	1
49/64"	.7656	3"	6"	094149	1
25/32"	.7812	3"	6"	094150	1
51/64"	.7969	3"	6"	094151	1
13/16"	.8125	3"	6"	094152	1
53/64"	.8281	3"	6"	094153	1
27/32"	.8438	3"	6"	094154	1
55/64"	.8594	3"	6"	094155	1
7/8"	.8750	3"	6"	094156	1
57/64"	.8906	3"	6"	094157	1
29/32"	.9062	3"	6"	094158	1
59/64"	.9219	3"	6"	094159	1
15/16"	.9375	3"	6"	094160	1
61/64"	.9531	3"	6"	094161	1
31/32"	.9688	3"	6"	094162	1
63/64"	.9844	3"	6"	094163	1
1"	1.0000	3"	6"	094164	1

### T9F SERIES HIGH SPEED STEEL

118° Point / 3 Flats, Reduced Shank  
Black & Bright Oxide



Size	Decimal Equivalent	Flute Length	Overall Length	T9F Packaging: Tube	
				Order No.	Pkg Qty
33/64"	.5156	3"	6"	092833	1
17/32"	.5312	3"	6"	092834	1
35/64"	.5469	3"	6"	092835	1
9/16"	.5625	3"	6"	092836	1
37/64"	.5781	3"	6"	092837	1
19/32"	.5938	3"	6"	092838	1
39/64"	.6094	3"	6"	092839	1
5/8"	.6250	3"	6"	092840	1
41/64"	.6406	3"	6"	092841	1
21/32"	.6562	3"	6"	092842	1
43/64"	.6719	3"	6"	092843	1
11/16"	.6875	3"	6"	092844	1
45/64"	.7031	3"	6"	092845	1
23/32"	.7188	3"	6"	092846	1
47/64"	.7344	3"	6"	092847	1
3/4"	.7500	3"	6"	092848	1
49/64"	.7656	3"	6"	092849	1
25/32"	.7812	3"	6"	092850	1
51/64"	.7969	3"	6"	092851	1
13/16"	.8125	3"	6"	092852	1
53/64"	.8281	3"	6"	092853	1
27/32"	.8438	3"	6"	092854	1
55/64"	.8594	3"	6"	092855	1
7/8"	.8750	3"	6"	092856	1
57/64"	.8906	3"	6"	092857	1
29/32"	.9062	3"	6"	092858	1
59/64"	.9219	3"	6"	092859	1
15/16"	.9375	3"	6"	092860	1
61/64"	.9531	3"	6"	092861	1
31/32"	.9688	3"	6"	092862	1
63/64"	.9844	3"	6"	092863	1
1"	1.0000	3"	6"	092864	1
1-1/32"	1.0312	3"	6"	092866	1
1-1/16"	1.0625	3"	6"	092868	1
1-3/32"	1.0938	3"	6"	092870	1
1-1/8"	1.1250	3"	6"	092872	1
1-5/32"	1.1562	3"	6"	092874	1
1-3/16"	1.1875	3"	6"	092876	1
1-7/32"	1.2188	3"	6"	092878	1
1-1/4"	1.2500	3"	6"	092880	1
1-5/16"	1.3125	3"	6"	092884	1
1-3/8"	1.3750	3"	6"	092888	1
1-7/16"	1.4375	3"	6"	092892	1
1-1/2"	1.5000	3"	6"	092896	1

#### Corresponding Sets

Style	Description	Pieces	Size Range	Order No.
T98F	Molded Case	8 Piece	9/16"-1" by 16 <sup>ths</sup>	090596
T98FHD	Molded Case	8 Piece	9/16"-1" by 16 <sup>ths</sup>	090595
T933FHD	Metal Stand	32 Piece	1/2"-1" by 64 <sup>ths</sup>	090593

# S&D REDUCED SHANK DRILLS

## T9 SERIES

**HIGH SPEED STEEL**

118° Point / Reduced Shank

Black & Bright Oxide



Size	Decimal Equivalent	Flute Length	Overall Length	T9 Packaging: Tube		T9 Packaging: Bulk	
				Order No.	Pkg Qty	Order No.	Pkg Qty
33/64"	.5156	3"	6"	091733	1	091733.20	25
17/32"	.5312	3"	6"	091734	1	091734.20	25
35/64"	.5469	3"	6"	091735	1	091735.20	25
9/16"	.5625	3"	6"	091736	1	091736.20	25
37/64"	.5781	3"	6"	091737	1	091737.20	25
19/32"	.5938	3"	6"	091738	1	091738.20	25
39/64"	.6094	3"	6"	091739	1	091739.20	25
5/8"	.6250	3"	6"	091740	1	091740.20	25
41/64"	.6406	3"	6"	091741	1	091741.20	25
21/32"	.6562	3"	6"	091742	1	091742.20	25
43/64"	.6719	3"	6"	091743	1	091743.20	25
11/16"	.6875	3"	6"	091744	1	091744.20	25
45/64"	.7031	3"	6"	091745	1	091745.20	25
23/32"	.7188	3"	6"	091746	1	091746.20	25
47/64"	.7344	3"	6"	091747	1	091747.20	25
3/4"	.7500	3"	6"	091748	1	091748.20	25
49/64"	.7656	3"	6"	091749	1	091749.20	25
25/32"	.7812	3"	6"	091750	1	091750.20	25
51/64"	.7969	3"	6"	091751	1	091751.20	25
13/16"	.8125	3"	6"	091752	1	091752.20	25
53/64"	.8281	3"	6"	091753	1	091753.20	25
27/32"	.8438	3"	6"	091754	1	091754.20	25
55/64"	.8594	3"	6"	091755	1	091755.20	25
7/8"	.8750	3"	6"	091756	1	091756.20	25
57/64"	.8906	3"	6"	091757	1	091757.20	25
29/32"	.9062	3"	6"	091758	1	091758.20	25
59/64"	.9219	3"	6"	091759	1	091759.20	25
15/16"	.9375	3"	6"	091760	1	091760.20	25
61/64"	.9531	3"	6"	091761	1	091761.20	25
31/32"	.9688	3"	6"	091762	1	091762.20	25
63/64"	.9844	3"	6"	091763	1	091763.20	25
1"	1.0000	3"	6"	091764	1	091764.20	25
1-1/64"	1.0156	3"	6"	091765	1	091765.20	25
1-1/32"	1.0312	3"	6"	091766	1	091766.20	25
1-3/64"	1.0469	3"	6"	091767	1	091767.20	25
1-1/16"	1.0625	3"	6"	091768	1	091768.20	25
1-3/32"	1.0938	3"	6"	091770	1	091770.20	25
1-1/8"	1.1250	3"	6"	091772	1	091772.20	25
1-5/32"	1.1562	3"	6"	091774	1	091774.20	25
1-3/16"	1.1875	3"	6"	091776	1	091776.20	25
1-7/32"	1.2188	3"	6"	091778	1	091778.20	25
1-1/4"	1.2500	3"	6"	091780	1	091780.20	25
1-9/32"	1.2812	3"	6"	091782	1	091782.20	25
1-5/16"	1.3125	3"	6"	091784	1	091784.20	25
1-3/8"	1.3750	3"	6"	091788	1	091788.20	25
1-7/16"	1.4375	3"	6"	091792	1	091792.20	25
1-1/2"	1.5000	3"	6"	091796	1	091796.20	25



T98FHD



T933

### Corresponding Sets

Style	Description	Pieces	Size Range	Order No.
T98	Molded Case	8 Piece	9/16"-1" by 16 <sup>ths</sup>	090598
T933	Metal Stand	32 Piece	1/2"-1" by 64 <sup>ths</sup>	090599



## S&D REDUCED SHANK DRILLS

S&D drills expand the size range capacity of a 1/2" drill chuck. By including a split-point and a 3-flat option, this style of drill is ideal for handheld drilling operations. The split-point reduces "walking" and the 3 flats keep the tool from rotating in the chuck.

- ▷ 1/2" reduced shank is ideal for handheld power tools
- ▷ Incorporating a reduced shank increases drilling diameter range
- ▷ Split-Point eliminates "walking" at the drill point
- ▷ Cobalt drills offer speeds and feeds of up to 30% faster than HSS drills
- ▷ All sizes are individually packaged

### 1000C SERIES

#### COBALT

118° Split Point / Reduced Shank  
Fractional / Black & Gold



1000C

Size	Flute Length	Overall Length	1000C Order No.
33/64"	3"	6"	1000C133
17/32"	3"	6"	1000C134
35/64"	3"	6"	1000C135
9/16"	3"	6"	1000C136
37/64"	3"	6"	1000C137
19/32"	3"	6"	1000C138
39/64"	3"	6"	1000C139
5/8"	3"	6"	1000C140
41/64"	3"	6"	1000C141
21/32"	3"	6"	1000C142
43/64"	3"	6"	1000C143
11/16"	3"	6"	1000C144
45/64"	3"	6"	1000C145
23/32"	3"	6"	1000C146
47/64"	3"	6"	1000C147
3/4"	3"	6"	1000C148

Size	Flute Length	Overall Length	1000C Order No.
49/64"	3"	6"	1000C149
25/32"	3"	6"	1000C150
51/64"	3"	6"	1000C151
13/16"	3"	6"	1000C152
53/64"	3"	6"	1000C153
27/32"	3"	6"	1000C154
55/64"	3"	6"	1000C155
7/8"	3"	6"	1000C156
57/64"	3"	6"	1000C157
29/32"	3"	6"	1000C158
59/64"	3"	6"	1000C159
15/16"	3"	6"	1000C160
61/64"	3"	6"	1000C161
31/32"	3"	6"	1000C162
63/64"	3"	6"	1000C163
1"	3"	6"	1000C164

Corresponding Sets		
No. of Pcs.	Description	Order No.
1000C Series 1/2" Shank S&D Drill Sets		
5	9/16" - 1" by 8 <sup>ths</sup>	1000C5
8	9/16" - 1" by 16 <sup>ths</sup>	1000C8
32	STAND 1/2" - 1" by 64 <sup>ths</sup> W/DRILLS	1000C32



1000C8

# S&D REDUCED SHANK DRILLS

## SST+ 01R SERIES

**COBALT**

135° Split Point / 3/8" Reduced Shank  
Fractional / Bronze Oxide

For high tensile steel, fits in a 3/8" chuck

Our SST+ 3/8" reduced shank drill bits allow for the drilling of larger holes with drills that have a 3/8" chuck capacity. Their 135° self-centering split point allows for outstanding performance with much less pressure.

▷ Packaged in reusable plastic packaging.



Drill Size	Flute Length	Overall Length	Order No.	Std. Pkg.	Std. Ctn.
25/64"	3 7/16"	5 1/4"	01R225	5	50
13/32"	3 7/16"	5 1/4"	01R226	5	50
27/64"	3 11/16"	5 1/2"	01R227	5	50
7/16"	3 11/16"	5 9/16"	01R228	5	50
29/64"	3 11/16"	5 9/16"	01R229	5	50
15/32"	4"	5 15/16"	01R230	5	50
31/64"	4"	5 15/16"	01R231	5	50
1/2"	4"	5 15/16"	01R232	5	50
17/32"	4 13/16"	6 5/8"	01R234	5	50
9/16"	4 13/16"	6 5/8"	01R236	5	50
5/8"	5 3/16"	7 1/8"	01R240	5	50

For sizes smaller than 33/64", use our jobber's length drill bits.



## SST+ 01M SERIES

**COBALT**

135° Split point / 1/2" Reduced Shank  
Fractional / Bronze Oxide

3-flat shank drill bits for hole diameters >1/2", fits in a 1/2" chuck

SST+ 1/2" S&D are heavy-duty large diameter drill bits for use in portable power drills, drill presses and magnetic base drills with 1/2" chuck capacity. Their extra hard tips allow for the drilling of many more holes between re-sharpenings. They are made with a cobalt blend for unmatched life and durability



Drill Size	Flute Length	Overall Length	Order No.	Std. Pkg.	Std. Ctn.
33/64"	3 1/8"	6"	01M533	1	10
17/32"	3 1/8"	6"	01M534	1	10
35/64"	3 1/8"	6"	01M535	1	10
9/16"	3 1/8"	6"	01M536	1	10
37/64"	3 1/8"	6"	01M537	1	10
19/32"	3 1/8"	6"	01M538	1	10
39/64"	3 1/8"	6"	01M539	1	10
5/8"	3 1/8"	6"	01M540	1	10
41/64"	3 1/8"	6"	01M541	1	10
21/32"	3 1/8"	6"	01M542	1	10
43/64"	3 1/8"	6"	01M543	1	10
11/16"	3 1/8"	6"	01M544	1	10
45/64"	3 1/8"	6"	01M545	1	10
23/32"	3 1/8"	6"	01M546	1	10
47/64"	3 1/8"	6"	01M547	1	10
3/4"	3 1/8"	6"	01M548	1	10
49/64"	3 1/8"	6"	01M549	1	10
25/32"	3 1/8"	6"	01M550	1	10
51/64"	3 1/8"	6"	01M551	1	10
13/16"	3 1/8"	6"	01M552	1	10
53/64"	3 1/8"	6"	01M553	1	10

Drill Size	Flute Length	Overall Length	Order No.	Std. Pkg.	Std. Ctn.
27/32"	3 1/8"	6"	01M554	1	10
55/64"	3 1/8"	6"	01M555	1	10
7/8"	3 1/8"	6"	01M556	1	10
57/64"	3 1/8"	6"	01M557	1	10
29/32"	3 1/8"	6"	01M558	1	10
59/64"	3 1/8"	6"	01M559	1	10
15/16"	3 1/8"	6"	01M560	1	10
61/64"	3 1/8"	6"	01M561	1	10
31/32"	3 1/8"	6"	01M562	1	10
63/64"	3 1/8"	6"	01M563	1	10
1"	3 1/8"	6"	01M600	1	10
1 1/16"	3 1/8"	6"	01M604	1	10
1 1/8"	3 1/8"	6"	01M608	1	10
1 3/16"	3 1/8"	6"	01M612	1	10
1 1/4"	3 1/8"	6"	01M616	1	10
1 5/16"	3 1/8"	6"	01M617	1	10
1 3/8"	3 1/8"	6"	01M618	1	10
1 7/16"	3 1/8"	6"	01M619	1	10
1 1/2"	3 1/8"	6"	01M620	1	10

For sizes smaller than 33/64", use our jobber's length drill bits.

# S&D REDUCED SHANK DRILLS

## T9C SERIES

### COBALT

118° Split Point / Reduced Shank  
Black & Gold



Size	Decimal Equivalent	Flute Length	Overall Length	T9FHD Packaging: Tube	
				Order No.	Pkg Qty
33/64"	.5156	3"	6"	092033	1
17/32"	.5312	3"	6"	092034	1
35/64"	.5469	3"	6"	092035	1
9/16"	.5625	3"	6"	092036	1
37/64"	.5781	3"	6"	092037	1
19/32"	.5938	3"	6"	092038	1
39/64"	.6094	3"	6"	092039	1
5/8"	.6250	3"	6"	092040	1
41/64"	.6406	3"	6"	092041	1
21/32"	.6562	3"	6"	092042	1
43/64"	.6719	3"	6"	092043	1
11/16"	.6875	3"	6"	092044	1
45/64"	.7031	3"	6"	092045	1
23/32"	.7188	3"	6"	092046	1
47/64"	.7344	3"	6"	092047	1
3/4"	.7500	3"	6"	092048	1
49/64"	.7656	3"	6"	092049	1
25/32"	.7812	3"	6"	092050	1
51/64"	.7969	3"	6"	092051	1
13/16"	.8125	3"	6"	092052	1
53/64"	.8281	3"	6"	092053	1
27/32"	.8438	3"	6"	092054	1
55/64"	.8594	3"	6"	092055	1
7/8"	.8750	3"	6"	092056	1
57/64"	.8906	3"	6"	092057	1
29/32"	.9062	3"	6"	092058	1
59/64"	.9219	3"	6"	092059	1
15/16"	.9375	3"	6"	092060	1
61/64"	.9531	3"	6"	092061	1
31/32"	.9688	3"	6"	092062	1
63/64"	.9844	3"	6"	092063	1
1"	1.0000	3"	6"	092064	1



© triumphtwistdrill



Corresponding Sets				
Style	Description	Pieces	Size Range	Order No.
T9C	Molded Case	8 Piece	9/16" - 1" by 16 <sup>ths</sup>	090909

## REDUCED SHANK S&D DRILL

Expands the size range capacity of a 1/2" portable drill chuck. Common flute and overall length for minimal adjustment during tool changes. Precision ground for high degree of concentricity between shank and body diameter. Ideal for drilling in tough, high tensile strength materials. The 135° split point reduces thrust and eliminates "walking" at the drill point.

▷ All sizes are individually packaged

### 1000EC SERIES

**COBALT**

135° Split Point / Reduced Shank  
Fractional / Bronze



1000EC

Size	Flute Length	Overall Length	1000EC Order No.
33/64"	3"	6"	1000EC133
17/32"	3"	6"	1000EC134
35/64"	3"	6"	1000EC135
9/16"	3"	6"	1000EC136
37/64"	3"	6"	1000EC137
19/32"	3"	6"	1000EC138
39/64"	3"	6"	1000EC139
5/8"	3"	6"	1000EC140
41/64"	3"	6"	1000EC141
21/32"	3"	6"	1000EC142
43/64"	3"	6"	1000EC143
11/16"	3"	6"	1000EC144
45/64"	3"	6"	1000EC145
23/32"	3"	6"	1000EC146
47/64"	3"	6"	1000EC147
3/4"	3"	6"	1000EC148
49/64"	3"	6"	1000EC149
25/32"	3"	6"	1000EC150
51/64"	3"	6"	1000EC151
13/16"	3"	6"	1000EC152
53/64"	3"	6"	1000EC153
27/32"	3"	6"	1000EC154
55/64"	3"	6"	1000EC155
7/8"	3"	6"	1000EC156

Size	Flute Length	Overall Length	1000EC Order No.
57/64"	3"	6"	1000EC157
29/32"	3"	6"	1000EC158
59/64"	3"	6"	1000EC159
15/16"	3"	6"	1000EC160
61/64"	3"	6"	1000EC161
31/32"	3"	6"	1000EC162
63/64"	3"	6"	1000EC163
1"	3"	6"	1000EC164
1-1/32"	3"	6"	1000EC202
1-1/16"	3"	6"	1000EC204
1-3/32"	3"	6"	1000EC206
1-1/8"	3"	6"	1000EC208
1-5/32"	3"	6"	1000EC210
1-3/16"	3"	6"	1000EC212
1-7/32"	3"	6"	1000EC214
1-1/4"	3"	6"	1000EC216
1-9/32"	3"	6"	1000EC218
1-5/16"	3"	6"	1000EC220
1-11/32"	3"	6"	1000EC222
1-3/8"	3"	6"	1000EC224
1-13/32"	3"	6"	1000EC226
1-7/16"	3"	6"	1000EC228
1-15/32"	3"	6"	1000EC230
1-1/2"	3"	6"	1000EC232

Corresponding Sets		
No. of Pcs.	Description	Order No.
1000EC Series 1/2" Shank S&D Drill Sets		
5	9/16" - 1" by 8 <sup>ths</sup>	1000EC5
8	9/16" - 1" by 16 <sup>ths</sup>	1000EC8
32	STAND 1/2" - 1" by 64 <sup>ths</sup> W/DRILLS	1000EC32




1000EC5



## 1/2" & 3/8" REDUCED SHANK DRILLS SETS



1000A8



1000N32

No. of Pieces	Brand	Material	Coating/Finish	Point Angle	Description	Order No.
<b>1000EC Series 1/2" Shank S&amp;D Drill Sets</b>						
5	–	Cobalt	Bronze	135°	9/16" - 1" by 8 <sup>ths</sup>	1000EC5
8	–	Cobalt	Bronze	135°	9/16" - 1" by 16 <sup>ths</sup>	1000EC8
32	–	Cobalt	Bronze	135°	STAND 1/2" - 1" by 64 <sup>ths</sup> W/DRILLS	1000CE32
<b>1000EF Series 1/2" Shank S&amp;D Drill Sets</b>						
5	–	High Speed Steel	Black & Gold	135°	9/16" - 1" by 8 <sup>ths</sup>	1000EF5
8	–	High Speed Steel	Black & Gold	135°	9/16" - 1" by 16 <sup>ths</sup>	1000EF8
32	–	High Speed Steel	Black & Gold	135°	STAND 1/2" - 1" by 64 <sup>ths</sup> W/DRILLS	1000EF32
<b>1000E Series 1/2" Shank S&amp;D Drill Sets</b>						
5	–	High Speed Steel	Bright & Black	118°	9/16" - 1" by 8 <sup>ths</sup>	1000E5
8	–	High Speed Steel	Bright & Black	118°	9/16" - 1" by 16 <sup>ths</sup>	1000E8
32	–	High Speed Steel	Bright & Black	118°	STAND 1/2" - 1" by 64 <sup>ths</sup> W/DRILLS	1000E32
<b>1035N &amp; 1045N Series 3/8" Reduced Shank Drill Sets</b>						
15	NITRO®	High Speed Steel	Black & Gold	135°	1/16" - 1/2" by 32 <sup>nds</sup>	1035N15
29	NITRO®	High Speed Steel	Black & Gold	135°	1/16" - 1/2" by 64 <sup>ths</sup>	1035N29
15	NITRO®	High Speed Steel	Black & Gold	135°	1/16" - 1/2" by 32 <sup>nds</sup>	1045N15
29	NITRO®	High Speed Steel	Black & Gold	135°	1/16" - 1/2" by 64 <sup>ths</sup>	1045N29

No. of Pieces	Brand	Material	Coating/Finish	Point Angle	Description	Order No.
<b>1000N Series 1/2" Shank S&amp;D Drill Sets</b>						
5	NITRO®	High Speed Steel	Black & Gold	118°	9/16" - 1" by 8 <sup>ths</sup>	1000N5
8	NITRO®	High Speed Steel	Black & Gold	118°	9/16" - 1" by 16 <sup>ths</sup>	1000N8
32	NITRO®	High Speed Steel	Black & Gold	118°	STAND 1/2" - 1" by 64 <sup>ths</sup> W/DRILLS	1000N32
<b>1000 Series 1/2" Shank S&amp;D Drill Sets</b>						
5	USA	High Speed Steel	Bright & Black	118°	9/16" - 1" by 8 <sup>ths</sup>	1000A5
8	USA	High Speed Steel	Bright & Black	118°	9/16" - 1" by 16 <sup>ths</sup>	1000A8
32	USA	High Speed Steel	Bright & Black	118°	STAND 1/2" - 1" by 64 <sup>ths</sup> W/DRILLS	1000A32
<b>1000C Series 1/2" Shank S&amp;D Drill Sets</b>						
5	USA	Cobalt	Black & Gold	118°	9/16" - 1" by 8 <sup>ths</sup>	1000C5
8	USA	Cobalt	Black & Gold	118°	9/16" - 1" by 16 <sup>ths</sup>	1000C8
32	USA	Cobalt	Black & Gold	118°	STAND 1/2" - 1" by 64 <sup>ths</sup> W/DRILLS	1000C32
<b>1000F Series 1/2" Shank S&amp;D Drill Set</b>						
5	USA	High Speed Steel	Bright & Black	118°	9/16" - 1" by 8 <sup>ths</sup>	1000F5
8	USA	High Speed Steel	Bright & Black	118°	9/16" - 1" by 16 <sup>ths</sup>	1000F8
32	USA	High Speed Steel	Bright & Black	118°	STAND 1/2" - 1" by 64 <sup>ths</sup> W/DRILLS	1000F32

# TAPER LENGTH DRILLS

Straight shank taper length drills are standard for general purpose work in relatively deep holes. Shanks are the same diameter as the drill body.

▷ All sizes are individually packaged

## 900 SERIES

### HIGH SPEED STEEL

118° Point / Straight Shank

Fractional / Black Oxide



900

Size	Flute Length	Overall Length	900 Order No.
1/4"	3-3/4"	6-1/8"	900A116
9/32"	3-7/8"	6-1/4"	900A118
5/16"	4"	6-3/8"	900A120
11/32"	4-1/8"	6-1/2"	900A122
23/64"	4-1/4"	6-3/4"	900A123
3/8"	4-1/4"	6-3/4"	900A124
25/64"	4-3/8"	7"	900A125
13/32"	4-3/8"	7"	900A126
27/64"	4-5/8"	7-1/4"	900A127
7/16"	4-5/8"	7-1/4"	900A128
29/64"	4-3/4"	7-1/2"	900A129
15/32"	4-3/4"	7-1/2"	900A130
31/64"	4-3/4"	7-3/4"	900A131
1/2"	4-3/4"	7-3/4"	900A132
33/64"	4-3/4"	8"	900A133
17/32"	4-3/4"	8"	900A134
35/64"	4-7/8"	8-1/4"	900A135
9/16"	4-7/8"	8-1/4"	900A136
37/64"	4-7/8"	8-3/4"	900A137
19/32"	4-7/8"	8-3/4"	900A138
39/64"	4-7/8"	8-3/4"	900A139
5/8"	4-7/8"	8-3/4"	900A140
41/64"	5-1/8"	9"	900A141

Size	Flute Length	Overall Length	900 Order No.
21/32"	5-1/8"	9"	900A142
43/64"	5-3/8"	9-1/4"	900A143
11/16"	5-3/8"	9-1/4"	900A144
45/64"	5-5/8"	9-1/2"	900A145
23/32"	5-5/8"	9-1/2"	900A146
47/64"	5-7/8"	9-3/4"	900A147
3/4"	5-7/8"	9-3/4"	900A148
49/64"	6"	9-7/8"	900A149
25/32"	6"	9-7/8"	900A150
51/64"	6-1/8"	10"	900A151
13/16"	6-1/8"	10"	900A152
53/64"	6-1/8"	10"	900A153
27/32"	6-1/8"	10"	900A154
55/64"	6-1/8"	10"	900A155
7/8"	6-1/8"	10"	900A156
57/64"	6-1/8"	10"	900A157
29/32"	6-1/8"	10"	900A158
59/64"	6-1/8"	10-3/4"	900A159
15/16"	6-1/8"	10-3/4"	900A160
61/64"	6-3/8"	11"	900A161
31/32"	6-3/8"	11"	900A162
63/64"	6-3/8"	11"	900A163
1"	6-3/8"	11"	900A164

# AIRCRAFT EXTENSION DRILLS

## 6" AIRCRAFT EXTENSION DRILLS

Manufactured to NAS 907 Type B specifications, 135° split point, surface-treated with jobber flute lengths for drilling holes in hard-to-reach places. Heavy-duty construction for portable or machine drilling in high tensile strength alloy steels.

- ▷ 135° Split Point reduces "walking"
- ▷ Extended length to drill hard to reach places
- ▷ Black Oxide surface treatment to improve performance

### 1100 SERIES

#### HIGH SPEED STEEL

135° Split Point / Straight Shank  
Fractional / Black Oxide



1100

Size	Flute Length	Overall Length	1100 Order No.
1/16"	7/8"	6"	1100A104
5/64"	1"	6"	1100A105
3/32"	1-1/4"	6"	1100A106
7/64"	1-1/2"	6"	1100A107
1/8"	1-5/8"	6"	1100A108
9/64"	1-3/4"	6"	1100A109
5/32"	2"	6"	1100A110
11/64"	2-1/8"	6"	1100A111
3/16"	2-5/16"	6"	1100A112
13/64"	2-7/16"	6"	1100A113
7/32"	2-1/2"	6"	1100A114
15/64"	2-5/8"	6"	1100A115
1/4"	2-3/4"	6"	1100A116
17/64"	2-7/8"	6"	1100A117
9/32"	2-15/16"	6"	1100A118

Size	Flute Length	Overall Length	1100 Order No.
19/64"	3-1/16"	6"	1100A119
5/16"	3-3/16"	6"	1100A120
21/64"	3-5/16"	6"	1100A121
11/32"	3-7/16"	6"	1100A122
23/64"	3-1/2"	6"	1100A123
3/8"	3-5/8"	6"	1100A124
25/64"	3-3/4"	6"	1100A125
13/32"	3-7/8"	6"	1100A126
27/64"	3-15/16"	6"	1100A127
7/16"	4-1/16"	6"	1100A128
29/64"	4-3/16"	6"	1100A129
15/32"	4-5/16"	6"	1100A130
31/64"	4-3/8"	6"	1100A131
1/2"	4-1/2"	6"	1100A132

1/16" thru 1/2" - 6 per pack

### 1180 SERIES

#### HIGH SPEED STEEL

135° Split Point / Straight Shank  
Number / Black Oxide



1180

Size	Flute Length	Overall Length	1180 Order No.
1	2-5/8"	6"	1180A001
2	2-5/8"	6"	1180A002
3	2-1/2"	6"	1180A003
4	2-1/2"	6"	1180A004
5	2-1/2"	6"	1180A005
6	2-1/2"	6"	1180A006
7	2-7/16"	6"	1180A007
8	2-7/16"	6"	1180A008
9	2-7/16"	6"	1180A009
10	2-7/16"	6"	1180A010
11	2-5/16"	6"	1180A011
12	2-5/16"	6"	1180A012
13	2-5/16"	6"	1180A013
14	2-3/16"	6"	1180A014
15	2-3/16"	6"	1180A015
16	2-3/16"	6"	1180A016
17	2-3/16"	6"	1180A017
18	2-1/8"	6"	1180A018
19	2-1/8"	6"	1180A019
20	2-1/8"	6"	1180A020

Size	Flute Length	Overall Length	1180 Order No.
21	2-1/8"	6"	1180A021
22	2"	6"	1180A022
23	2"	6"	1180A023
24	2"	6"	1180A024
25	1-7/8"	6"	1180A025
26	1-7/8"	6"	1180A026
27	1-7/8"	6"	1180A027
28	1-3/4"	6"	1180A028
29	1-3/4"	6"	1180A029
30	1-5/8"	6"	1180A030
31	1-5/8"	6"	1180A031
32	1-5/8"	6"	1180A032
33	1-1/2"	6"	1180A033
34	1-1/2"	6"	1180A034
35	1-1/2"	6"	1180A035
36	1-7/16"	6"	1180A036
37	1-7/16"	6"	1180A037
38	1-7/16"	6"	1180A038
39	1-3/8"	6"	1180A039
40	1-3/8"	6"	1180A040

#1 thru #40 - 6 per pack

## 6" AIRCRAFT EXTENSION DRILLS

Manufactured to NAS 907 Type B specifications, 135° split point, surface-treated with jobber flute lengths for drilling holes in hard-to-reach places. Heavy-duty construction for portable or machine drilling in high tensile strength alloy steels.

- ▷ 135° Split Point reduces "walking"
- ▷ Extended length to drill hard to reach places
- ▷ Black Oxide surface treatment to improve performance

### T6HH - BP6HH - T6WW SERIES

#### HIGH SPEED STEEL

135° Split Point

Black Oxide



Fractional				T6HH Packaging: Tube		T6HH Packaging: Bulk		BP6HH Packaging: Tube	
Size	Decimal Equivalent	Flute Length	Overall Length	Order No.	Pkg Qty	Order No.	Pkg Qty	Order No.	Pkg Qty
7/64"	.1094	1-1/2"	6"	057507	6	057507.20	144	057707	1
1/8"	.1250	1-5/8"	6"	057508	6	057508.20	144	057708	1
9/64"	.1406	1-3/4"	6"	057509	6	057509.20	144	057709	1
5/32"	.1562	2"	6"	057510	6	057510.20	144	057710	1
11/64"	.1719	2-1/8"	6"	057511	6	057511.20	144	057711	1
3/16"	.1875	2-5/16"	6"	057512	6	057512.20	144	057712	1
13/64"	.2031	2-7/16"	6"	057513	6	057513.20	144	057713	1
7/32"	.2188	2-1/2"	6"	057514	6	057514.20	144	057714	1
15/64"	.2344	2-5/8"	6"	057515	6	057515.20	144	057715	1
1/4"	.2500	2-3/4"	6"	057516	6	057516.20	144	057716	1
17/64"	.2656	2-7/8"	6"	057517	6	057517.20	144	057717	1
9/32"	.2812	2-15/16"	6"	057518	6	057518.20	144	057718	1
19/64"	.2969	3-1/16"	6"	057519	6	057519.20	144	057719	1
5/16"	.3125	3-3/16"	6"	057520	6	057520.20	144	057720	1
21/64"	.3281	3-5/16"	6"	057521	6	057521.20	144	057721	1
11/32"	.3438	3-7/16"	6"	057522	6	057522.20	144	057722	1
23/64"	.3594	3-1/2"	6"	057523	6	057523.20	144	057723	1
3/8"	.3750	3-5/8"	6"	057524	6	057524.20	144	057724	1
7/16"	.4375	4-1/16"	6"	057528	6	057528.20	144	057728	1
1/2"	.5000	4-1/2"	6"	057532	6	057532.20	144	057732	1

Number				T6WW Packaging: Tube	
Size	Decimal Equivalent	Flute Length	Overall Length	Order No.	Pkg Qty
2	.2210	2-5/8"	6"	057602	6
5	.2055	2-1/2"	6"	057605	6
6	.2040	2-1/2"	6"	057606	6
9	.1960	2-7/16"	6"	057609	6
10	.1935	2-7/16"	6"	057610	6
11	.1910	2-5/16"	6"	057611	6
18	.1695	2-1/8"	6"	057618	6
19	.1660	2-1/8"	6"	057619	6
20	.1610	2-1/8"	6"	057620	6
21	.1590	2-1/8"	6"	057621	6
25	.1495	1-7/8"	6"	057625	6
27	.1440	1-7/8"	6"	057627	6
29	.1360	1-3/4"	6"	057629	6
30	.1285	1-5/8"	6"	057630	6
33	.1130	1-1/2"	6"	057633	6
40	.0980	1-3/8"	6"	057640	6

Number				T6WW Packaging: Bulk	
Size	Decimal Equivalent	Flute Length	Overall Length	Order No.	Pkg Qty
20	.1610	2-1/8"	6"	057620.20	144
30	.1285	1-5/8"	6"	057630.20	144



# 12" AIRCRAFT EXTENSION DRILLS

## 1200 SERIES

### HIGH SPEED STEEL

135° Split Point / Straight Shank  
Fractional / Black Oxide



1200

Size	Flute Length	Overall Length	1200 Order No.
1/16"	7/8"	12"	1200A104
5/64"	1"	12"	1200A105
3/32"	1-1/4"	12"	1200A106
7/64"	1-1/2"	12"	1200A107
1/8"	1-5/8"	12"	1200A108
9/64"	1-3/4"	12"	1200A109
5/32"	2"	12"	1200A110
11/64"	2-1/8"	12"	1200A111
3/16"	2-5/16"	12"	1200A112
13/64"	2-7/16"	12"	1200A113
7/32"	2-1/2"	12"	1200A114
15/64"	2-5/8"	12"	1200A115
1/4"	2-3/4"	12"	1200A116
17/64"	2-7/8"	12"	1200A117
9/32"	2-15/16"	12"	1200A118

Size	Flute Length	Overall Length	1200 Order No.
19/64"	3-1/16"	12"	1200A119
5/16"	3-3/16"	12"	1200A120
21/64"	3-5/16"	12"	1200A121
11/32"	3-7/16"	12"	1200A122
23/64"	3-1/2"	12"	1200A123
3/8"	3-5/8"	12"	1200A124
25/64"	3-3/4"	12"	1200A125
13/32"	3-7/8"	12"	1200A126
27/64"	3-15/16"	12"	1200A127
7/16"	4-1/16"	12"	1200A128
29/64"	4-3/16"	12"	1200A129
15/32"	4-5/16"	12"	1200A130
31/64"	4-3/8"	12"	1200A131
1/2"	4-1/2"	12"	1200A132

1/16" thru 19/64" - 6 per pack, 5/16" thru 1/2" - 3 per pack

## 1280 SERIES

### HIGH SPEED STEEL

135° Split Point / Straight Shank  
Number / Black Oxide



1280

Size	Flute Length	Overall Length	1280 Order No.
1	2-5/8"	12"	1280A001
2	2-5/8"	12"	1280A002
3	2-1/2"	12"	1280A003
4	2-1/2"	12"	1280A004
5	2-1/2"	12"	1280A005
6	2-1/2"	12"	1280A006
7	2-7/16"	12"	1280A007
8	2-7/16"	12"	1280A008
9	2-7/16"	12"	1280A009
10	2-7/16"	12"	1280A010
11	2-5/16"	12"	1280A011
12	2-5/16"	12"	1280A012
13	2-5/16"	12"	1280A013
14	2-3/16"	12"	1280A014
15	2-3/16"	12"	1280A015
16	2-3/16"	12"	1280A016
17	2-3/16"	12"	1280A017
18	2-1/8"	12"	1280A018
19	2-1/8"	12"	1280A019
20	2-1/8"	12"	1280A020

Size	Flute Length	Overall Length	1280 Order No.
21	2-1/8"	12"	1280A021
22	2"	12"	1280A022
23	2"	12"	1280A023
24	2"	12"	1280A024
25	1-7/8"	12"	1280A025
26	1-7/8"	12"	1280A026
27	1-7/8"	12"	1280A027
28	1-3/4"	12"	1280A028
29	1-3/4"	12"	1280A029
30	1-5/8"	12"	1280A030
31	1-5/8"	12"	1280A031
32	1-5/8"	12"	1280A032
33	1-1/2"	12"	1280A033
34	1-1/2"	12"	1280A034
35	1-1/2"	12"	1280A035
36	1-7/16"	12"	1280A036
37	1-7/16"	12"	1280A037
38	1-7/16"	12"	1280A038
39	1-3/8"	12"	1280A039
40	1-3/8"	12"	1280A040

#1 thru #40 - 6 per pack

## 12" AIRCRAFT EXTENSION DRILLS

### T12HH - BP12HH - T12WW SERIES

**HIGH SPEED STEEL**

135° Split Point

Black Oxide



Size	Decimal Equivalent	Flute Length	Overall Length	T12HH Packaging: Tube	
				Order No.	Pkg Qty
5/64"	.0781	1"	12"	058505	6
3/32"	.0938	1-1/4"	12"	058506	6
7/64"	.1094	1-1/2"	12"	058507	6
1/8"	.1250	1-5/8"	12"	058508	6
9/64"	.1406	1-3/4"	12"	058509	6
5/32"	.1562	2"	12"	058510	6
11/64"	.1719	2-1/8"	12"	058511	6
3/16"	.1875	2-5/16"	12"	058512	6
7/32"	.2188	2-1/2"	12"	058514	6
1/4"	.2500	2-3/4"	12"	058516	6
17/64"	.2656	2-7/8"	12"	058517	6
9/32"	.2812	2-15/16"	12"	058518	6
19/64"	.2969	3-1/16"	12"	058519	6
5/16"	.3125	3-3/16"	12"	058520	3
11/32"	.3438	3-7/16"	12"	058522	3
3/8"	.3750	3-5/8"	12"	058524	3
13/32"	.4062	3-7/8"	12"	058526	3
7/16"	.4375	4-1/16"	12"	058528	3
15/32"	.4688	4-5/16"	12"	058530	3
1/2"	.5000	4-1/2"	12"	058532	3

Size	Decimal Equivalent	Flute Length	Overall Length	T12WW Packaging: Tube	
				Order No.	Pkg Qty
1	.2280	2-5/8"	12"	058601	6
7	.2010	2-7/16"	12"	058607	6
10	.1935	2-7/16"	12"	058610	6
11	.1910	2-5/16"	12"	058611	6
17	.1730	2-3/16"	12"	058617	6
20	.1610	2-1/8"	12"	058620	6
30	.1285	1-5/8"	12"	058630	6
40	.0980	1-3/8"	12"	058640	6

Size	Decimal Equivalent	Flute Length	Overall Length	BP12HH Packaging: Tube	
				Order No.	Pkg Qty
1/8"	.1250	1-5/8"	12"	058408	1
3/16"	.1875	2-5/16"	12"	058412	1
1/4"	.2500	2-3/4"	12"	058416	1
5/16"	.3125	3-3/16"	12"	058420	1
3/8"	.3750	3-5/8"	12"	058424	1
7/16"	.4375	4-1/16"	12"	058428	1
1/2"	.5000	4-1/2"	12"	058432	1

## 6" AIRCRAFT EXTENSION DRILLS

Manufactured to NAS 907 Type J specifications, 135° split point, surface-treated with jobber flute lengths for drilling holes in hard-to-reach places. Heavy-duty construction for portable or machine drilling in high tensile strength alloy steels, stainless steels, titanium, and other difficult-to-machine materials.

### 1100C SERIES

#### COBALT

135° Split Point / Straight Shank  
Fractional / Bronze



1100C

Size	Flute Length	Overall Length	1100C Order No.
1/16"	7/8"	6"	1100C104
5/64"	1"	6"	1100C105
3/32"	1-1/4"	6"	1100C106
7/64"	1-1/2"	6"	1100C107
1/8"	1-5/8"	6"	1100C108
9/64"	1-3/4"	6"	1100C109
5/32"	2"	6"	1100C110
11/64"	2-1/8"	6"	1100C111

Size	Flute Length	Overall Length	1100C Order No.
3/16"	2-5/16"	6"	1100C112
13/64"	2-7/16"	6"	1100C113
7/32"	2-1/2"	6"	1100C114
15/64"	2-5/8"	6"	1100C115
1/4"	2-3/4"	6"	1100C116
9/32"	2-15/16"	6"	1100C118
5/16"	3-3/16"	6"	1100C120
3/8"	3-5/8"	6"	1100C124

### 1180C SERIES

#### COBALT

135° Split Point / Straight Shank  
Number / Bronze



1180C

Size	Flute Length	Overall Length	1180C Order No.
1	2-5/8"	6"	1180C001
2	2-5/8"	6"	1180C002
3	2-1/2"	6"	1180C003
4	2-1/2"	6"	1180C004
5	2-1/2"	6"	1180C005
6	2-1/2"	6"	1180C006
7	2-7/16"	6"	1180C007
8	2-7/16"	6"	1180C008
9	2-7/16"	6"	1180C009
10	2-7/16"	6"	1180C010
11	2-5/16"	6"	1180C011
12	2-5/16"	6"	1180C012
13	2-5/16"	6"	1180C013
14	2-3/16"	6"	1180C014
15	2-3/16"	6"	1180C015
16	2-3/16"	6"	1180C016
17	2-3/16"	6"	1180C017
18	2-1/8"	6"	1180C018
19	2-1/8"	6"	1180C019
20	2-1/8"	6"	1180C020

Size	Flute Length	Overall Length	1180C Order No.
21	2-1/8"	6"	1180C021
22	2"	6"	1180C022
23	2"	6"	1180C023
24	2"	6"	1180C024
25	1-7/8"	6"	1180C025
26	1-7/8"	6"	1180C026
27	1-7/8"	6"	1180C027
28	1-3/4"	6"	1180C028
29	1-3/4"	6"	1180C029
30	1-5/8"	6"	1180C030
31	1-5/8"	6"	1180C031
32	1-5/8"	6"	1180C032
33	1-1/2"	6"	1180C033
34	1-1/2"	6"	1180C034
35	1-1/2"	6"	1180C035
36	1-7/16"	6"	1180C036
37	1-7/16"	6"	1180C037
38	1-7/16"	6"	1180C038
39	1-3/8"	6"	1180C039
40	1-3/8"	6"	1180C040

1/16" thru 3/8" - 6 per pack, #1 thru #40 - 6 per pack

## 12" AIRCRAFT EXTENSION DRILLS

### 1200C SERIES

#### COBALT

135° Split Point / Straight Shank  
Fractional / Bronze



1200C

Size	Flute Length	Overall Length	1200C Order No.
1/16"	7/8"	12"	1200C104
5/64"	1"	12"	1200C105
3/32"	1-1/4"	12"	1200C106
7/64"	1-1/2"	12"	1200C107
1/8"	1-5/8"	12"	1200C108
9/64"	1-3/4"	12"	1200C109
5/32"	2"	12"	1200C110
11/64"	2-1/8"	12"	1200C111
3/16"	2-5/16"	12"	1200C112
13/64"	2-7/16"	12"	1200C113
7/32"	2-1/2"	12"	1200C114
15/64"	2-5/8"	12"	1200C115
1/4"	2-3/4"	12"	1200C116
17/64"	2-7/8"	12"	1200C117
9/32"	2-15/16"	12"	1200C118

Size	Flute Length	Overall Length	1200C Order No.
19/64"	3-1/16"	12"	1200C119
5/16"	3-3/16"	12"	1200C120
21/64"	3-5/16"	12"	1200C121
11/32"	3-7/16"	12"	1200C122
23/64"	3-1/2"	12"	1200C123
3/8"	3-5/8"	12"	1200C124
25/64"	3-3/4"	12"	1200C125
13/32"	3-7/8"	12"	1200C126
27/64"	3-15/16"	12"	1200C127
7/16"	4-1/16"	12"	1200C128
29/64"	4-3/16"	12"	1200C129
15/32"	4-5/16"	12"	1200C130
31/64"	4-3/8"	12"	1200C131
1/2"	4-1/2"	12"	1200C132

1/16" thru 19/64" - 6 per pack, 5/16" thru 1/2" - 3 per pack

### 1280C SERIES

#### COBALT

135° Split Point / Straight Shank  
Number / Bronze



1280C

Size	Flute Length	Length	1280C Order No.
1	2-5/8"	12"	1280C001
2	2-5/8"	12"	1280C002
3	2-1/2"	12"	1280C003
4	2-1/2"	12"	1280C004
5	2-1/2"	12"	1280C005
6	2-1/2"	12"	1280C006
7	2-7/16"	12"	1280C007
8	2-7/16"	12"	1280C008
9	2-7/16"	12"	1280C009
10	2-7/16"	12"	1280C010
11	2-5/16"	12"	1280C011
12	2-5/16"	12"	1280C012
13	2-5/16"	12"	1280C013
14	2-3/16"	12"	1280C014
15	2-3/16"	12"	1280C015
16	2-3/16"	12"	1280C016
17	2-3/16"	12"	1280C017
18	2-1/8"	12"	1280C018
19	2-1/8"	12"	1280C019
20	2-1/8"	12"	1280C020

Size	Flute Length	Overall Length	1280C Order No.
21	2-1/8"	12"	1280C021
22	2"	12"	1280C022
23	2"	12"	1280C023
24	2"	12"	1280C024
25	1-7/8"	12"	1280C025
26	1-7/8"	12"	1280C026
27	1-7/8"	12"	1280C027
28	1-3/4"	12"	1280C028
29	1-3/4"	12"	1280C029
30	1-5/8"	12"	1280C030
31	1-5/8"	12"	1280C031
32	1-5/8"	12"	1280C032
33	1-1/2"	12"	1280C033
34	1-1/2"	12"	1280C034
35	1-1/2"	12"	1280C035
36	1-7/16"	12"	1280C036
37	1-7/16"	12"	1280C037
38	1-7/16"	12"	1280C038
39	1-3/8"	12"	1280C039
40	1-3/8"	12"	1280C040

#1 thru #40 - 6 per pack



# EXTRA LENGTH DRILLS

## 8" EXTRA LENGTH DRILLS

Because of the inaccessibility or the extreme depth of a hole, it is often found that even long series drills are not long enough. The drilling of such holes generally requires the use of an Extra Length Drill. The drills are made with a general purpose flute design which will perform well under the widest range of operating conditions and materials.

### 1308 SERIES

#### HIGH SPEED STEEL

118° Point / Straight Shank  
Fractional / Black Oxide



1308

Size	Flute Length	Overall Length	1308 Order No.
1/8"	6"	8"	1308A108
9/64"	6"	8"	1308A109
5/32"	6"	8"	1308A110
11/64"	6"	8"	1308A111
3/16"	6"	8"	1308A112
13/64"	6"	8"	1308A113
7/32"	6"	8"	1308A114
15/64"	6"	8"	1308A115
1/4"	6"	8"	1308A116
17/64"	6"	8"	1308A117
9/32"	6"	8"	1308A118
19/64"	6"	8"	1308A119
5/16"	6"	8"	1308A120

Size	Flute Length	Overall Length	1308 Order No.
21/64"	6"	8"	1308A121
11/32"	6"	8"	1308A122
23/64"	6"	8"	1308A123
3/8"	6"	8"	1308A124
25/64"	6"	8"	1308A125
13/32"	6"	8"	1308A126
27/64"	6"	8"	1308A127
7/16"	6"	8"	1308A128
29/64"	6"	8"	1308A129
15/32"	6"	8"	1308A130
31/64"	6"	8"	1308A131
1/2"	6"	8"	1308A132

1 per pack

## 12" EXTRA LENGTH DRILLS

### 1312 / 1312R SERIES

#### HIGH SPEED STEEL

118° Point / Straight & Reduced Shanks  
Fractional / Black Oxide



1312 - Straight Shank



1312R - 1/2" Reduced Shank

Size	Flute Length	Overall Length	1312 Order No.
1/8"	9"	12"	1312A108
9/64"	9"	12"	1312A109
5/32"	9"	12"	1312A110
11/64"	9"	12"	1312A111
3/16"	9"	12"	1312A112
13/64"	9"	12"	1312A113
7/32"	9"	12"	1312A114
15/64"	9"	12"	1312A115
1/4"	9"	12"	1312A116
17/64"	9"	12"	1312A117
9/32"	9"	12"	1312A118
19/64"	9"	12"	1312A119
5/16"	9"	12"	1312A120
21/64"	9"	12"	1312A121
11/32"	9"	12"	1312A122
23/64"	9"	12"	1312A123
3/8"	9"	12"	1312A124
25/64"	9"	12"	1312A125
13/32"	9"	12"	1312A126
27/64"	9"	12"	1312A127
7/16"	9"	12"	1312A128

Size	Flute Length	Overall Length	1312 Order No.	1312R Order No.
29/64"	9"	12"	1312A129	-
15/32"	9"	12"	1312A130	-
31/64"	9"	12"	1312A131	-
1/2"	9"	12"	1312A132	-
33/64"	9"	12"	1312A133	1312AR133
17/32"	9"	12"	1312A134	1312AR134
35/64"	9"	12"	1312A135	1312AR135
9/16"	9"	12"	1312A136	1312AR136
37/64"	9"	12"	1312A137	1312AR137
19/32"	9"	12"	1312A138	1312AR138
39/64"	9"	12"	1312A139	1312AR139
5/8"	9"	12"	1312A140	1312AR140
41/64"	9"	12"	1312A141	1312AR141
21/32"	9"	12"	1312A142	1312AR142
43/64"	9"	12"	1312A143	1312AR143
11/16"	9"	12"	1312A144	1312AR144
45/64"	9"	12"	1312A145	1312AR145
23/32"	9"	12"	1312A146	1312AR146
47/64"	9"	12"	1312A147	1312AR147
3/4"	9"	12"	1312A148	1312AR148

1 per pack

## 12" EXTRA LENGTH DRILLS

**T1290 SERIES**  
**HIGH SPEED STEEL**  
 118° Point  
 Bright Finish



Size	Decimal Equivalent	Flute Length	Overall Length	T1290 Packaging: Tube	
				Order No.	Pkg Qty
1/8"	.1250	9"	12"	059808	1
5/32"	.1562	9"	12"	059810	1
3/16"	.2031	9"	12"	059812	1
7/32"	.2188	9"	12"	059814	1
1/4"	.2500	9"	12"	059816	1
9/32"	.2812	9"	12"	059818	1
5/16"	.3125	9"	12"	059820	1
11/32"	.3438	9"	12"	059822	1
3/8"	.3750	9"	12"	059824	1
13/32"	.4062	9"	12"	059826	1
7/16"	.4375	9"	12"	059828	1
15/32"	.4688	9"	12"	059830	1
1/2"	.5000	9"	12"	059832	1
17/32"*	.5312	9"	12"	059834	1
9/16"*	.5625	9"	12"	059836	1
5/8"*	.6250	9"	12"	059840	1

\* Black oxide

## 18" EXTRA LENGTH DRILLS

**T1813 SERIES**  
**HIGH SPEED STEEL**  
 118° Split Point  
 Bright Finish



Size	Decimal Equivalent	Flute Length	Overall Length	T1813 Packaging: Tube	
				Order No.	Pkg Qty
1/4	.2500	13"	18"	059916	1
5/16	.3125	13"	18"	059920	1
3/8	.3750	13"	18"	059924	1
7/16	.4375	13"	18"	059928	1
1/2	.5000	13"	18"	059932	1
9/16*	.6250	13"	18"	059936	1
5/8*	.6250	13"	18"	059940	1

\* Black oxide

## 18" EXTRA LENGTH DRILLS

**1318 / 1318R SERIES**  
**HIGH SPEED STEEL**  
 118° Point / Straight & Reduced Shanks  
 Fractional / Black Oxide



1318 - Straight Shank



1318R - 1/2" Reduced Shank

Size	Flute Length	Overall Length	1318 Order No.
1/4"	13"	18"	1318A116
17/64"	13"	18"	1318A117
9/32"	13"	18"	1318A118
19/64"	13"	18"	1318A119
5/16"	13"	18"	1318A120
21/64"	13"	18"	1318A121
11/32"	13"	18"	1318A122
23/64"	13"	18"	1318A123
3/8"	13"	18"	1318A124
25/64"	13"	18"	1318A125
13/32"	13"	18"	1318A126
27/64"	13"	18"	1318A127
7/16"	13"	18"	1318A128
29/64"	13"	18"	1318A129
15/32"	13"	18"	1318A130
31/64"	13"	18"	1318A131
1/2"	13"	18"	1318A132

Size	Flute Length	Overall Length	1318 Order No.	1318R Order No.
33/64"	13"	18"	1318A133	1318AR133
17/32"	13"	18"	1318A134	1318AR134
35/64"	13"	18"	1318A135	1318AR135
9/16"	13"	18"	1318A136	1318AR136
37/64"	13"	18"	1318A137	1318AR137
19/32"	13"	18"	1318A138	1318AR138
39/64"	13"	18"	1318A139	1318AR139
5/8"	13"	18"	1318A140	1318AR140
21/32"	13"	18"	1318A142	1318AR142
11/16"	13"	18"	1318A144	1318AR144
23/32"	13"	18"	1318A146	1318AR146
3/4"	13"	18"	1318A148	1318AR148
25/32"	13"	18"	1318A150	1318AR150
13/16"	13"	18"	1318A152	1318AR152
27/32"	13"	18"	1318A154	1318AR154
7/8"	13"	18"	1318A156	1318AR156
29/32"	13"	18"	1318A158	1318AR158
15/16"	13"	18"	1318A160	1318AR160
31/32"	13"	18"	1318A162	1318AR162
1"	13"	18"	1318A164	1318AR164

1 per pack

# GENERAL PURPOSE TAPER SHANK DRILLS

For general purpose use in a wide range of materials.

1400 – American Standard Taper Shanks / 1450 – Smaller than normal Taper Shanks / 1475 – Larger than normal Taper Shanks

▷ All sizes are individually packaged

## 1400 SERIES

### HIGH SPEED STEEL

118° Point / Taper Shank

Fractional / Black Oxide



1400

Size	Morse Taper	Flute Length	Overall Length	1400 Order No.
1/8"	1	1-7/8"	5-1/8"	1400A108
9/64"	1	2-1/8"	5-3/8"	1400A109
5/32"	1	2-1/8"	5-3/8"	1400A110
11/64"	1	2-1/2"	5-3/4"	1400A111
3/16"	1	2-1/2"	5-3/4"	1400A112
13/64"	1	2-3/4"	6"	1400A113
7/32"	1	2-3/4"	6"	1400A114
15/64"	1	2-7/8"	6-1/8"	1400A115
1/4"	1	2-7/8"	6-1/8"	1400A116
17/64"	1	3"	6-1/4"	1400A117
9/32"	1	3"	6-1/4"	1400A118
19/64"	1	3-1/8"	6-3/8"	1400A119
5/16"	1	3-1/8"	6-3/8"	1400A120
21/64"	1	3-1/4"	6-1/2"	1400A121
11/32"	1	3-1/4"	6-1/2"	1400A122
23/64"	1	3-1/2"	6-3/4"	1400A123
3/8"	1	3-1/2"	6-3/4"	1400A124
25/64"	1	3-5/8"	7"	1400A125
13/32"	1	3-5/8"	7"	1400A126
27/64"	1	3-7/8"	7-1/4"	1400A127
7/16"	1	3-7/8"	7-1/4"	1400A128
29/64"	1	4-1/8"	7-1/2"	1400A129
15/32"	1	4-1/8"	7-1/2"	1400A130
31/64"	2	4-3/8"	8-1/4"	1400A131
1/2"	2	4-3/8"	8-1/4"	1400A132
33/64"	2	4-5/8"	8-1/2"	1400A133
17/32"	2	4-5/8"	8-1/2"	1400A134
35/64"	2	4-7/8"	8-3/4"	1400A135
9/16"	2	4-7/8"	8-3/4"	1400A136
37/64"	2	4-7/8"	8-3/4"	1400A137
19/32"	2	4-7/8"	8-3/4"	1400A138
39/64"	2	4-7/8"	8-3/4"	1400A139
5/8"	2	4-7/8"	8-3/4"	1400A140
41/64"	2	5-1/8"	9"	1400A141
21/32"	2	5-1/8"	9"	1400A142
43/64"	2	5-3/8"	9-1/4"	1400A143
11/16"	2	5-3/8"	9-1/4"	1400A144
45/64"	2	5-5/8"	9-1/2"	1400A145
23/32"	2	5-5/8"	9-1/2"	1400A146
47/64"	2	5-7/8"	9-3/4"	1400A147
3/4"	2	5-7/8"	9-3/4"	1400A148
49/64"	2	6"	9-7/8"	1400A149
25/32"	2	6"	9-7/8"	1400A150
51/64"	3	6-1/8"	10-3/4"	1400A151
13/16"	3	6-1/8"	10-3/4"	1400A152
53/64"	3	6-1/8"	10-3/4"	1400A153
27/32"	3	6-1/8"	10-3/4"	1400A154
55/64"	3	6-1/8"	10-3/4"	1400A155
7/8"	3	6-1/8"	10-3/4"	1400A156
57/64"	3	6-1/8"	10-3/4"	1400A157

Size	Morse Taper	Flute Length	Overall Length	1400 Order No.
29/32"	3	6-1/8"	10-3/4"	1400A158
59/64"	3	6-1/8"	10-3/4"	1400A159
15/16"	3	6-1/8"	10-3/4"	1400A160
61/64"	3	6-3/8"	11"	1400A161
31/32"	3	6-3/8"	11"	1400A162
63/64"	3	6-3/8"	11"	1400A163
1"	3	6-3/8"	11"	1400A164
1-1/64"	3	6-1/2"	11-1/8"	1400A201
1-1/32"	3	6-1/2"	11-1/8"	1400A202
1-3/64"	3	6-5/8"	11-1/4"	1400A203
1-1/16"	3	6-5/8"	11-1/4"	1400A204
1-5/64"	4	6-7/8"	12-1/2"	1400A205
1-3/32"	4	6-7/8"	12-1/2"	1400A206
1-7/64"	4	7-1/8"	12-3/4"	1400A207
1-1/8"	4	7-1/8"	12-3/4"	1400A208
1-9/64"	4	7-1/4"	12-7/8"	1400A209
1-5/32"	4	7-1/4"	12-7/8"	1400A210
1-11/64"	4	7-3/8"	13"	1400A211
1-3/16"	4	7-3/8"	13"	1400A212
1-13/64"	4	7-1/2"	13-1/8"	1400A213
1-7/32"	4	7-1/2"	13-1/8"	1400A214
1-15/64"	4	7-7/8"	13-1/2"	1400A215
1-1/4"	4	7-7/8"	13-1/2"	1400A216
1-17/64"	4	8-1/2"	14-1/8"	1400A217
1-9/32"	4	8-1/2"	14-1/8"	1400A218
1-19/64"	4	8-1/2"	14-1/4"	1400A219
1-5/16"	4	8-5/8"	14-1/4"	1400A220
1-21/64"	4	8-3/4"	14-3/8"	1400A221
1-11/32"	4	8-3/4"	14-3/8"	1400A222
1-23/64"	4	8-7/8"	14-1/2"	1400A223
1-3/8"	4	8-7/8"	14-1/2"	1400A224
1-25/64"	4	9"	14-5/8"	1400A225
1-13/32"	4	9"	14-5/8"	1400A226
1-27/64"	4	9-1/8"	14-3/4"	1400A227
1-7/16"	4	9-1/8"	14-3/4"	1400A228
1-29/64"	4	9-1/4"	14-7/8"	1400A229
1-15/32"	4	9-1/4"	14-7/8"	1400A230
1-31/64"	4	9-3/8"	15"	1400A231
1-1/2"	4	9-3/8"	15"	1400A232
1-17/32"	5	9-3/8"	16-3/8"	1400A234
1-9/16"	5	9-5/8"	16-5/8"	1400A236
1-19/32"	5	9-7/8"	16-7/8"	1400A238
1-5/8"	5	10"	17"	1400A240
1-21/32"	5	10-1/8"	17-1/8"	1400A242
1-11/16"	5	10-1/8"	17-1/8"	1400A244
1-23/32"	5	10-1/8"	17-1/8"	1400A246
1-3/4"	5	10-1/8"	17-1/8"	1400A248
1-25/32"	5	10-1/8"	17-1/8"	1400A250
1-13/16"	5	10-1/8"	17-1/8"	1400A252
1-27/32"	5	10-1/8"	17-1/8"	1400A254

Continued on next page

**1400 SERIES (CONTINUED)**

**TAPER SHANK DRILLS**



Size	Morse Taper	Flute Length	Overall Length	1400 Order No.
1-7/8"	5	10-3/8"	17-3/8"	1400A256
1-29/32"	5	10-3/8"	17-3/8"	1400A258
1-15/16"	5	10-3/8"	17-3/8"	1400A260
1-31/32"	5	10-3/8"	17-3/8"	1400A262
2"	5	10-3/8"	17-3/8"	1400A264
2-1/32"	5	10-3/8"	17-3/8"	1400A302
2-1/16"	5	10-1/4"	17-3/8"	1400A304
2-3/32"	5	10-1/4"	17-3/8"	1400A306
2-1/8"	5	10-1/4"	17-3/8"	1400A308
2-5/32"	5	10-1/4"	17-3/8"	1400A310
2-3/16"	5	10-1/4"	17-3/8"	1400A312
2-7/32"	5	10-1/8"	17-3/8"	1400A314

Size	Morse Taper	Flute Length	Overall Length	1400 Order No.
2-1/4"	5	10-1/8"	17-3/8"	1400A316
2-5/16"	5	10-1/8"	17-3/8"	1400A320
2-3/8"	5	10-1/8"	17-3/8"	1400A324
2-7/16"	5	11-1/4"	18-3/4"	1400A328
2-1/2"	5	11-1/4"	18-3/4"	1400A332
2-9/16"	5	11-7/8"	19-1/2"	1400A336
2-5/8"	5	12-3/4"	19-1/2"	1400A340
2-11/16"	5	12-3/4"	20-3/8"	1400A344
2-3/4"	5	12-3/4"	20-3/8"	1400A348
2-13/16"	5	13-3/8"	21-1/8"	1400A352
2-7/8"	5	13-3/8"	21-1/8"	1400A356
2-15/16"	5	14"	21-3/4"	1400A360
3"	5	14"	21-3/4"	1400A364

**1450 SERIES**

**HIGH SPEED STEEL**

**118° Point / Undersize Taper Shank  
Fractional / Black Oxide**



1450

Size	Morse Taper	Flute Length	Overall Length	1450 Order No.
31/64"	1	4-3/8"	7-3/4"	1450A131
1/2"	1	4-3/8"	7-3/4"	1450A132
33/64"	1	4-5/8"	8"	1450A133
17/32"	1	4-5/8"	8"	1450A134
35/64"	1	4-7/8"	8-1/4"	1450A135
9/16"	1	4-7/8"	8-1/4"	1450A136
51/64"	2	6-1/8"	10"	1450A151
13/16"	2	6-1/8"	10"	1450A152
53/64"	2	6-1/8"	10"	1450A153
27/32"	2	6-1/8"	10"	1450A154
55/64"	2	6-1/8"	10"	1450A155
7/8"	2	6-1/8"	10"	1450A156
57/64"	2	6-1/8"	10"	1450A157
29/32"	2	6-1/8"	10"	1450A158
1-5/64"	3	6-7/8"	11-1/2"	1450A205
1-3/32"	3	6-7/8"	11-1/2"	1450A206
1-7/64"	3	7-1/8"	11-3/4"	1450A207
1-1/8"	3	7-1/8"	11-3/4"	1450A208
1-9/64"	3	7-1/4"	11-7/8"	1450A209
1-5/32"	3	7-1/4"	11-7/8"	1450A210
1-11/64"	3	7-3/8"	12"	1450A211
1-3/16"	3	7-3/8"	12"	1450A212
1-13/64"	3	7-1/2"	12-1/8"	1450A213
1-7/32"	3	7-1/2"	12-1/8"	1450A214
1-15/64"	3	7-7/8"	12-1/2"	1450A215

Size	Morse Taper	Flute Length	Overall Length	1450 Order No.
1-1/4"	3	7-7/8"	12-1/2"	1450A216
1-33/64"	4	9-3/8"	15"	1450A233
1-17/32"	4	9-3/8"	15"	1450A234
1-35/64"	4	9-5/8"	15-1/4"	1450A235
1-9/16"	4	9-5/8"	15-1/4"	1450A236
1-37/64"	4	9-7/8"	15-1/2"	1450A237
1-19/32"	4	9-7/8"	15-1/2"	1450A238
1-39/64"	4	10"	15-5/8"	1450A239
1-5/8"	4	10"	15-5/8"	1450A240
1-41/64"	4	10-1/8"	15-3/4"	1450A241
1-21/32"	4	10-1/8"	15-3/4"	1450A242
1-43/64"	4	10-1/8"	15-3/4"	1450A243
1-11/16"	4	10-1/8"	15-3/4"	1450A244
1-45/64"	4	10-1/8"	15-3/4"	1450A245
1-23/32"	4	10-1/8"	15-3/4"	1450A246
1-47/64"	4	10-3/8"	16-1/4"	1450A247
1-3/4"	4	10-3/8"	16-1/4"	1450A248
1-25/32"	4	10-3/8"	16-1/4"	1450A250
1-13/16"	4	10-3/8"	16-1/4"	1450A252
1-27/32"	4	10-3/8"	16-1/4"	1450A254
1-7/8"	4	10-1/2"	16-1/2"	1450A256
1-29/32"	4	10-1/2"	16-1/2"	1450A258
1-15/16"	4	10-5/8"	16-5/8"	1450A260
1-31/32"	4	10-5/8"	16-5/8"	1450A262
2"	4	10-5/8"	16-5/8"	1450A264

**1475 SERIES**

**HIGH SPEED STEEL**

**118° Point / Oversize Taper Shank  
Fractional / Black Oxide**



1475

Size	Morse Taper	Flute Length	Overall Length	1475 Order No.
3/8"	2	3-1/2"	7-3/8"	1475A124
25/64"	2	3-5/8"	7-1/2"	1475A125
13/32"	2	3-5/8"	7-1/2"	1475A126
27/64"	2	3-7/8"	7-3/4"	1475A127
7/16"	2	3-7/8"	7-3/4"	1475A128
29/64"	2	4-1/8"	8"	1475A129
15/32"	2	4-1/8"	8"	1475A130
41/64"	3	5-1/8"	9-3/4"	1475A141
21/32"	3	5-1/8"	9-3/4"	1475A142
43/64"	3	5-3/8"	10"	1475A143

Size	Morse Taper	Flute Length	Overall Length	1475 Order No.
11/16"	3	5-3/8"	10"	1475A144
45/64"	3	5-3/8"	10-1/4"	1475A145
23/32"	3	5-7/8"	10-1/4"	1475A146
47/64"	3	5-7/8"	10-1/2"	1475A147
3/4"	3	6"	10-1/2"	1475A148
49/64"	3	6"	10-5/8"	1475A149
25/32"	3	6-3/8"	10-5/8"	1475A150
1"	4	6-3/8"	12"	1475A164
1-1/32"	4	6-1/2"	12-1/8"	1475A202
1-1/16"	4	6-5/8"	12-1/4"	1475A204



# HEX SHANK DRILLS



Heavy-duty drills with added versatility thanks to the hex shank. This shank can quickly be installed in any adjustable power tool chuck. These heavy-duty drills employ a 135° Split Point to reduce "walking" when drilling. Each drill has been through a surface treatment process to improve overall performance.

- ▷ Hex shank for adjustable power tool chucks
- ▷ 135° split point for self centering and reduced "walking"
- ▷ Surface treatment for improved performance

## HEXT4HD SERIES HIGH SPEED STEEL

1/4" Hex Shank for Hex or adjustable power tool chucks  
Black & Gold Oxide



Size	Decimal Equivalent	Flute Length	Overall Length	HEXT4HD Packaging: Tube		HEXT4HD Packaging: Bulk	
				Order No.	Pkg Qty	Order No.	Pkg Qty
1/16"	.0625	5/8"	2-1/4"	045504	1	045504.20	72
3/32"	.0938	3/4"	2-7/16"	045506	1	045506.20	72
1/8"	.1250	7/8"	2-5/8"	045508	1	045508.20	72
5/32"	.1562	1"	2-13/16"	045510	1	045510.20	72
3/16"	.1875	1-1/8"	3"	045512	1	045512.20	72
7/32"	.2188	1-1/4"	3-1/8"	045514	1	045514.20	72
1/4"	.2500	1-3/8"	3-3/16"	045516	1	045516.20	72

Corresponding Sets				
Style	Description	Pieces	Size Range	Order No.
T47HEXHD	Plastic Case	7 Piece	1/16" - 1/4" by 32 <sup>nds</sup>	045532

## HEXT4 SERIES HIGH SPEED STEEL

1/4" Hex Shank for Hex or adjustable power tool chucks  
Black Oxide



Size	Decimal Equivalent	Flute Length	Overall Length	HEXT4 Packaging: Tube		HEXT4 Packaging: Bulk	
				Order No.	Pkg Qty	Order No.	Pkg Qty
1/16"	.0625	5/8"	2-1/4"	045404	1	045404.20	72
3/32"	.0938	3/4"	2-7/16"	045406	1	045406.20	72
1/8"	.1250	7/8"	2-5/8"	045408	1	045408.20	72
5/32"	.1562	1"	2-13/16"	045410	1	045410.20	72
3/16"	.1875	1-1/8"	3"	045412	1	045412.20	72
7/32"	.2188	1-1/4"	3-1/8"	045414	1	045414.20	72
1/4"	.2500	1-3/8"	3-3/16"	045416	1	045416.20	72

Corresponding Sets				
Style	Description	Pieces	Size Range	Order No.
T47HEX	Plastic Case	7 Piece	1/16" - 1/4" by 32 <sup>nds</sup>	045432

Size	Decimal Equivalent	Flute Length	Overall Length	400AX Packaging: Tube	
				Order No.	Pkg Qty
1/16"	.0625	5/8"	2-1/4"	400AX104	1
3/32"	.0938	3/4"	2-7/16"	400AX106	1
1/8"	.1250	7/8"	2-5/8"	400AX108	1
5/32"	.1562	1"	2-13/16"	400AX110	1
3/16"	.1875	1-1/8"	3"	400AX112	1
7/32"	.2188	1-1/4"	3-1/8"	400AX114	1
1/4"	.2500	1-3/8"	3-3/16"	400AX116	1

Corresponding Sets				
Style	Description	Pieces	Size Range	Order No.
400AX7	Plastic Case	7 Piece	1/16" - 1/4" by 32 <sup>nds</sup>	045432

# CARBIDE DRILLS



## CARBIDE TIP JOBBER LENGTH DRILLS

Carbide Tipped jobbers length drills are primarily for drilling cast iron, cast steel, bronze, hard copper, aluminium, and hard non-ferrous materials which have a high degree of abrasiveness, and which requires a sturdy drill for strength.

▷ All sizes are individually packaged

### 600 SERIES

#### CARBIDE TIP

118° Point / Straight Shank  
Fractional / Bright



600

Size	Flute Length	Overall Length	600 Order No.
7/64"	1-1/2"	2-5/8"	600A107
1/8"	1-5/8"	2-3/4"	600A108
9/64"	1-3/4"	2-7/8"	600A109
5/32"	2"	3-1/8"	600A110
11/64"	2-1/8"	3-1/4"	600A111
3/16"	2-5/16"	3-1/2"	600A112
13/64"	2-7/16"	3-5/8"	600A113
7/32"	2-1/2"	3-3/4"	600A114
15/64"	2-5/8"	3-7/8"	600A115
1/4"	2-3/4"	4"	600A116
17/64"	2-7/8"	4-1/8"	600A117
9/32"	2-15/16"	4-1/4"	600A118
19/64"	3-1/16"	4-3/8"	600A119
5/16"	3-3/16"	4-1/2"	600A120
21/64"	3-5/16"	4-5/8"	600A121
11/32"	3-7/16"	4-3/4"	600A122
23/64"	3-1/2"	4-7/8"	600A123
3/8"	3-5/8"	5"	600A124
25/64"	3-3/4"	5-1/8"	600A125

Size	Flute Length	Overall Length	600 Order No.
13/32"	3-7/8"	5-1/4"	600A126
27/64"	3-15/16"	5-3/8"	600A127
7/16"	4-1/16"	5-1/2"	600A128
29/64"	4-3/16"	5-5/8"	600A129
15/32"	4-5/16"	5-3/4"	600A130
31/64"	4-3/8"	5-7/8"	600A131
1/2"	4-1/2"	6"	600A132
33/64"	4-13/16"	6-5/8"	600A133
17/32"	4-13/16"	6-5/8"	600A134
35/64"	4-13/16"	6-5/8"	600A135
9/16"	4-13/16"	6-5/8"	600A136
37/64"	4-13/16"	6-5/8"	600A137
19/32"	5-3/16"	7-1/8"	600A138
39/64"	5-3/16"	7-1/8"	600A139
5/8"	5-3/16"	7-1/8"	600A140
41/64"	5-3/16"	7-1/8"	600A141
21/32"	5-3/16"	7-1/8"	600A142
43/64"	5-5/8"	7-5/8"	600A143
11/16"	5-5/8"	7-5/8"	600A144

### 680 SERIES

#### CARBIDE TIP

118° Point / Straight Shank  
Number / Bright



680

Size	Flute Length	Overall Length	680 Order No.
1	2-5/8"	3-7/8"	680A001
2	2-5/8"	3-7/8"	680A002
3	2-1/2"	3-3/4"	680A003
4	2-1/2"	3-3/4"	680A004
5	2-1/2"	3-3/4"	680A005
6	2-1/2"	3-3/4"	680A006
7	2-7/16"	3-5/8"	680A007
8	2-7/16"	3-5/8"	680A008
9	2-7/16"	3-5/8"	680A009
10	2-7/16"	3-5/8"	680A010
11	2-5/16"	3-1/2"	680A011
12	2-5/16"	3-1/2"	680A012
13	2-5/16"	3-1/2"	680A013
14	2-3/16"	3-3/8"	680A014
15	2-3/16"	3-3/8"	680A015
16	2-3/16"	3-3/8"	680A016

Size	Flute Length	Overall Length	680 Order No.
17	2-3/16"	3-3/8"	680A017
18	2-1/8"	3-1/4"	680A018
19	2-1/8"	3-1/4"	680A019
20	2-1/8"	3-1/4"	680A020
21	2-1/8"	3-1/4"	680A021
22	2"	3-1/8"	680A022
23	2"	3-1/8"	680A023
24	2"	3-1/8"	680A024
25	1-7/8"	3"	680A025
26	1-7/8"	3"	680A026
27	1-7/8"	3"	680A027
28	1-3/4"	2-7/8"	680A028
29	1-3/4"	2-7/8"	680A029
30	1-5/8"	2-3/4"	680A030
31	1-5/8"	2-3/4"	680A031
32	1-5/8"	2-3/4"	680A032

# CARBIDE JOBBER LENGTH DRILLS

Solid carbide drills have the ability to retain hardness and a sharp edge at high temperatures.

- ▷ *Excellent abrasion-resistant qualities*
- ▷ *Advantageous for use in drilling abrasive materials such as cast iron, non-ferrous alloys, high silicon aluminum, hard rubber, and Plexiglass*
- ▷ *Carbide drills are run at higher speeds than standard High Speed Steel drills*
- ▷ *They offer the advantage of extreme rigidity for greater drilling accuracy*
- ▷ *All sizes are individually packaged*

## 700 SERIES

### SOLID CARBIDE

118° Point / Straight Shank  
Fractional & Letter / Bright



700

Size	Flute Length	Overall Length	700 Order No.
1/32"	3/8"	1-1/8"	700A102
3/64"	3/4"	1-1/2"	700A103
1/16"	3/4"	1-1/2"	700A104
5/64"	7/8"	1-3/4"	700A105
3/32"	1"	2"	700A106
7/64"	1-1/4"	2-1/4"	700A107
1/8"	1-1/4"	2-1/4"	700A108
9/64"	1-3/8"	2-1/2"	700A109
5/32"	1-3/8"	2-1/2"	700A110
11/64"	1-5/8"	2-3/4"	700A111
3/16"	1-5/8"	2-3/4"	700A112
13/64"	1-3/4"	3"	700A113
7/32"	1-3/4"	3"	700A114
15/64"	2"	3-1/4"	700A115
1/4"	2"	3-1/4"	700A116
17/64"	2-1/8"	3-1/2"	700A117
9/32"	2-1/8"	3-1/2"	700A118
19/64"	2-3/8"	3-3/4"	700A119
5/16"	2-3/8"	3-3/4"	700A120
21/64"	2-1/2"	4"	700A121
11/32"	2-1/2"	4"	700A122
23/64"	2-1/2"	4"	700A123
3/8"	2-3/4"	4-1/4"	700A124
25/64"	2-7/8"	4-1/2"	700A125
13/32"	2-7/8"	4-1/2"	700A126
27/64"	2-7/8"	4-1/2"	700A127
7/16"	2-7/8"	4-1/2"	700A128
29/64"	3"	4-3/4"	700A129
15/32"	3"	4-3/4"	700A130

Size	Flute Length	Overall Length	700 Order No.
31/64"	3"	4-3/4"	700A131
1/2"	3"	4-3/4"	700A132
A	2"	3-1/4"	700A501
B	2"	3-1/4"	700A502
C	2"	3-1/4"	700A503
D	2"	3-1/4"	700A504
E	2"	3-1/4"	700A505
F	2"	3-1/4"	700A506
G	2-1/8"	3-1/2"	700A507
H	2-1/8"	3-1/2"	700A508
I	2-1/8"	3-1/2"	700A509
J	2-1/8"	3-1/2"	700A510
K	2-1/8"	3-1/2"	700A511
L	2-1/8"	3-1/2"	700A512
M	2-3/8"	3-3/4"	700A513
N	2-3/8"	3-3/4"	700A514
O	2-3/8"	3-3/4"	700A515
P	2-3/8"	3-3/4"	700A516
Q	2-1/2"	4"	700A517
R	2-1/2"	4"	700A518
S	2-1/2"	4"	700A519
T	2-1/2"	4"	700A520
U	2-3/4"	4-1/4"	700A521
V	2-3/4"	4-1/4"	700A522
W	2-7/8"	4-1/4"	700A523
X	2-7/8"	4-1/4"	700A524
Y	2-7/8"	4-1/4"	700A525
Z	2-7/8"	4-1/4"	700A526

**CARBIDE  
JOBBER LENGTH DRILLS**

**700 SERIES**

**SOLID CARBIDE**

118° Point / Straight Shank  
Number / Bright



700

Size	Flute Length	Overall Length	700 Order No.
1	1-3/4"	3"	700A001
2	1-3/4"	3"	700A002
3	1-3/4"	3"	700A003
4	1-3/4"	3"	700A004
5	1-3/4"	3"	700A005
6	1-3/4"	3"	700A006
7	1-3/4"	3"	700A007
8	1-3/4"	3"	700A008
9	1-5/8"	2-3/4"	700A009
10	1-5/8"	2-3/4"	700A010
11	1-5/8"	2-3/4"	700A011
12	1-5/8"	2-3/4"	700A012
13	1-5/8"	2-3/4"	700A013
14	1-5/8"	2-3/4"	700A014
15	1-5/8"	2-3/4"	700A015
16	1-5/8"	2-3/4"	700A016
17	1-5/8"	2-3/4"	700A017
18	1-5/8"	2-3/4"	700A018
19	1-5/8"	2-3/4"	700A019
20	1-3/8"	2-1/2"	700A020
21	1-3/8"	2-1/2"	700A021
22	1-3/8"	2-1/2"	700A022
23	1-3/8"	2-1/2"	700A023
24	1-3/8"	2-1/2"	700A024
25	1-3/8"	2-1/2"	700A025
26	1-3/8"	2-1/2"	700A026
27	1-3/8"	2-1/2"	700A027
28	1-3/8"	2-1/2"	700A028
29	1-3/8"	2-1/2"	700A029
30	1-1/4"	2-1/4"	700A030

Size	Flute Length	Overall Length	700 Order No.
31	1-1/4"	2-1/4"	700A031
32	1-1/4"	2-1/4"	700A032
33	1-1/4"	2-1/4"	700A033
34	1-1/4"	2-1/4"	700A034
35	1-1/4"	2-1/4"	700A035
36	1-1/4"	2-1/4"	700A036
37	1-1/4"	2-1/4"	700A037
38	1-1/4"	2-1/4"	700A038
39	1-1/4"	2-1/4"	700A039
40	1"	2"	700A040
41	1"	2"	700A041
42	1"	2"	700A042
43	1"	2"	700A043
44	1"	2"	700A044
45	7/8"	2"	700A045
46	7/8"	1-3/4"	700A046
47	7/8"	1-3/4"	700A047
48	7/8"	1-3/4"	700A048
49	7/8"	1-3/4"	700A049
50	7/8"	1-3/4"	700A050
51	3/4"	1-1/2"	700A051
52	3/4"	1-1/2"	700A052
53	3/4"	1-1/2"	700A053
54	3/4"	1-1/2"	700A054
55	3/4"	1-1/2"	700A055
56	3/4"	1-1/2"	700A056
57	3/4"	1-1/2"	700A057
58	3/4"	1-1/2"	700A058
59	3/4"	1-1/2"	700A059
60	3/4"	1-1/2"	700A060



# CARBIDE STRAIGHT FLUTE DRILLS

The straight flute design of these Solid Carbide drills increases edge strength, and produces good size control and hole surface finish.

- ▷ *The 140° split point provides ease of penetration*
- ▷ *Used to drill difficult materials (up to Rc 60) including nickel alloys, chrome alloys, steel weldments, titanium alloys, high temperature alloys, and stainless-steel weldments*
- ▷ *Suitable for drilling out broken drills, taps, bolts, screws, studs, weldments*
- ▷ *All sizes are individually packaged*



## 710 SERIES

### SOLID CARBIDE

140° Split Point / Straight Shank  
Fractional & Letter / Bright



710

Size	Flute Length	Overall Length	710 Order No.
3/64"	1/2"	1-3/8"	710A103
1/16"	5/8"	1-5/8"	710A104
5/64"	11/16"	1-11/16"	710A105
3/32"	3/4"	1-3/4"	710A106
7/64"	13/16"	1-13/16"	710A107
1/8"	7/8"	1-7/8"	710A108
9/64"	15/16"	1-15/16"	710A109
5/32"	1"	2-1/16"	710A110
11/64"	1-1/16"	2-1/8"	710A111
3/16"	1-1/8"	2-3/16"	710A112
13/64"	1-3/16"	2-1/4"	710A113
7/32"	1-1/4"	2-3/8"	710A114
15/64"	1-5/16"	2-7/16"	710A115
1/4"	1-3/8"	2-1/2"	710A116
17/64"	1-7/16"	2-5/8"	710A117
9/32"	1-1/2"	2-11/16"	710A118
19/64"	1-9/16"	2-3/4"	710A119
5/16"	1-5/8"	2-13/16"	710A120
21/64"	1-11/16"	2-15/16"	710A121
11/32"	1-11/16"	3"	710A122
23/64"	1-3/4"	3-1/16"	710A123
3/8"	1-13/16"	3-1/8"	710A124
25/64"	1-7/8"	3-1/4"	710A125
13/32"	1-15/16"	3-5/16"	710A126
27/64"	2"	3-3/8"	710A127
7/16"	2-1/16"	3-7/16"	710A128
29/64"	2-1/8"	3-9/16"	710A129
15/32"	2-1/8"	3-5/8"	710A130

Size	Flute Length	Overall Length	710 Order No.
31/64"	2-3/16"	3-11/16"	710A131
1/2"	2-1/4"	3-3/4"	710A132
A	1-5/16"	2-7/16"	710A501
B	1-3/8"	2-1/2"	710A502
C	1-3/8"	2-1/2"	710A503
D	1-3/8"	2-1/2"	710A504
E	1-3/8"	2-1/2"	710A505
F	1-7/16"	2-5/8"	710A506
G	1-7/16"	2-5/8"	710A507
H	1-1/2"	2-11/16"	710A508
I	1-1/2"	2-11/16"	710A509
J	1-1/2"	2-11/16"	710A510
K	1-1/2"	2-11/16"	710A511
L	1-9/16"	2-3/4"	710A512
M	1-9/16"	2-3/4"	710A513
N	1-5/8"	2-13/16"	710A514
O	1-11/16"	2-15/16"	710A515
P	1-11/16"	2-15/16"	710A516
Q	1-11/16"	3"	710A517
R	1-11/16"	3"	710A518
S	1-3/4"	3-1/16"	710A519
T	1-3/4"	3-1/16"	710A520
U	1-13/16"	3-1/8"	710A521
V	1-7/8"	3-1/4"	710A522
W	1-7/8"	3-1/4"	710A523
X	1-15/16"	3-5/16"	710A524
Y	1-15/16"	3-5/16"	710A525
Z	2"	3-3/8"	710A526

# CARBIDE STRAIGHT FLUTE DRILLS

## 710 SERIES

### SOLID CARBIDE

140° Split Point / Straight Shank  
 Number / Bright



710

Size	Flute Length	Overall Length	710 Order No.
1	1-5/16"	2-7/16"	710A001
2	1-5/16"	2-7/16"	710A002
3	1-1/4"	2-3/8"	710A003
4	1-1/4"	2-3/8"	710A004
5	1-1/4"	2-3/8"	710A005
6	1-1/4"	2-3/8"	710A006
7	1-3/16"	2-1/4"	710A007
8	1-3/16"	2-1/4"	710A008
9	1-3/16"	2-1/4"	710A009
10	1-3/16"	2-1/4"	710A010
11	1-3/16"	2-1/4"	710A011
12	1-3/16"	2-1/4"	710A012
13	1-1/8"	2-3/16"	710A013
14	1-1/8"	2-3/16"	710A014
15	1-1/8"	2-3/16"	710A015
16	1-1/8"	2-3/16"	710A016
17	1-1/8"	2-3/16"	710A017
18	1-1/16"	2-1/8"	710A018
19	1-1/16"	2-1/8"	710A019
20	1-1/16"	2-1/8"	710A020
21	1-1/16"	2-1/8"	710A021
22	1-1/16"	2-1/8"	710A022
23	1"	2-1/16"	710A023
24	1"	2-1/16"	710A024
25	1"	2-1/16"	710A025
26	1"	2-1/16"	710A026
27	1"	2-1/16"	710A027
28	15/16"	1-15/16"	710A028
29	15/16"	1-15/16"	710A029
30	15/16"	1-15/16"	710A030

Size	Flute Length	Overall Length	710 Order No.
31	7/8"	1-7/8"	710A031
32	7/8"	1-7/8"	710A032
33	7/8"	1-7/8"	710A033
34	7/8"	1-7/8"	710A034
35	7/8"	1-7/8"	710A035
36	13/16"	1-13/16"	710A036
37	13/16"	1-13/16"	710A037
38	13/16"	1-13/16"	710A038
39	13/16"	1-13/16"	710A039
40	13/16"	1-13/16"	710A040
41	13/16"	1-13/16"	710A041
42	3/4"	1-3/4"	710A042
43	3/4"	1-3/4"	710A043
44	3/4"	1-3/4"	710A044
45	3/4"	1-3/4"	710A045
46	3/4"	1-3/4"	710A046
47	3/4"	1-3/4"	710A047
48	11/16"	1-11/16"	710A048
49	11/16"	1-11/16"	710A049
50	11/16"	1-11/16"	710A050
51	11/16"	1-11/16"	710A051
52	11/16"	1-11/16"	710A052
53	5/8"	1-1/2"	710A053
54	5/8"	1-1/2"	710A054
55	5/8"	1-1/2"	710A055
56	1/2"	1-3/8"	710A056
57	1/2"	1-3/8"	710A057
58	1/2"	1-3/8"	710A058
59	1/2"	1-3/8"	710A059
60	1/2"	1-3/8"	710A060

Corresponding Sets		
No. of Pcs.	Description	Order No.
710 Series Solid Carbide Straight Flute Sets		
5	1/8, 3/16, 1/4, 5/16, 3/8	710A5



710A5

# CARBIDE SCREW MACHINE LENGTH DRILLS

Slow helix 135° split point provides ease of penetration and increases edge strength.

- ▷ Heavy-duty web, short flute, and overall length increases strength and rigidity
- ▷ Suited for drilling difficult materials (up to Rc 60), including nickel alloys, chrome alloys, steel weldments, titanium alloys, high temperature alloys, and stainless-steel weldments
- ▷ All sizes are individually packaged

## 720 SERIES

### SOLID CARBIDE

135° Split Point / Straight Shank / Slow Helix  
Fractional & Letter / Bright



720

Size	Flute Length	Overall Length	720 Order No.
3/64"	1/2"	1-3/8"	720A103
1/16"	5/8"	1-5/8"	720A104
5/64"	11/16"	1-11/16"	720A105
3/32"	3/4"	1-3/4"	720A106
7/64"	13/16"	1-13/16"	720A107
1/8"	7/8"	1-7/8"	720A108
9/64"	15/16"	1-15/16"	720A109
5/32"	1"	2-1/16"	720A110
11/64"	1-1/16"	2-1/8"	720A111
3/16"	1-1/8"	2-3/16"	720A112
13/64"	1-3/16"	2-1/4"	720A113
7/32"	1-1/4"	2-3/8"	720A114
15/64"	1-5/16"	2-7/16"	720A115
1/4"	1-3/8"	2-1/2"	720A116
17/64"	1-7/16"	2-5/8"	720A117
9/32"	1-1/2"	2-11/16"	720A118
19/64"	1-9/16"	2-3/4"	720A119
5/16"	1-5/8"	2-13/16"	720A120
21/64"	1-11/16"	2-15/16"	720A121
11/32"	1-11/16"	3"	720A122
23/64"	1-3/4"	3-1/16"	720A123
3/8"	1-13/16"	3-1/8"	720A124
25/64"	1-7/8"	3-1/4"	720A125
13/32"	1-15/16"	3-5/16"	720A126
27/64"	2"	3-3/8"	720A127
7/16"	2-1/16"	3-7/16"	720A128
29/64"	2-1/8"	3-9/16"	720A129
15/32"	2-1/8"	3-5/8"	720A130

Size	Flute Length	Overall Length	720 Order No.
31/64"	2-3/16"	3-11/16"	720A131
1/2"	2-1/4"	3-3/4"	720A132
A	1-5/16"	2-7/16"	720A501
B	1-3/8"	2-1/2"	720A502
C	1-3/8"	2-1/2"	720A503
D	1-3/8"	2-1/2"	720A504
E	1-3/8"	2-1/2"	720A505
F	1-7/16"	2-5/8"	720A506
G	1-7/16"	2-5/8"	720A507
H	1-1/2"	2-11/16"	720A508
I	1-1/2"	2-11/16"	720A509
J	1-1/2"	2-11/16"	720A510
K	1-1/2"	2-11/16"	720A511
L	1-9/16"	2-3/4"	720A512
M	1-9/16"	2-3/4"	720A513
N	1-5/8"	2-13/16"	720A514
O	1-11/16"	2-15/16"	720A515
P	1-11/16"	2-15/16"	720A516
Q	1-11/16"	3"	720A517
R	1-11/16"	3"	720A518
S	1-3/4"	3-1/16"	720A519
T	1-3/4"	3-1/16"	720A520
U	1-13/16"	3-1/8"	720A521
V	1-7/8"	3-1/4"	720A522
W	1-7/8"	3-1/4"	720A523
X	1-15/16"	3-5/16"	720A524
Y	1-15/16"	3-5/16"	720A525
Z	2"	3-3/8"	720A526

# CARBIDE STRAIGHT FLUTE DRILLS

## 720 SERIES

### SOLID CARBIDE

135° Split Point / Straight Shank / Slow Helix  
Number / Bright



720

Size	Flute Length	Overall Length	720 Order No.
1	1-5/16"	2-7/16"	720A001
2	1-5/16"	2-7/16"	720A002
3	1-1/4"	2-3/8"	720A003
4	1-1/4"	2-3/8"	720A004
5	1-1/4"	2-3/8"	720A005
6	1-1/4"	2-3/8"	720A006
7	1-3/16"	2-1/4"	720A007
8	1-3/16"	2-1/4"	720A008
9	1-3/16"	2-1/4"	720A009
10	1-3/16"	2-1/4"	720A010
11	1-3/16"	2-1/4"	720A011
12	1-3/16"	2-1/4"	720A012
13	1-1/8"	2-3/16"	720A013
14	1-1/8"	2-3/16"	720A014
15	1-1/8"	2-3/16"	720A015
16	1-1/8"	2-3/16"	720A016
17	1-1/8"	2-3/16"	720A017
18	1-1/16"	2-1/8"	720A018
19	1-1/16"	2-1/8"	720A019
20	1-1/16"	2-1/8"	720A020
21	1-1/16"	2-1/8"	720A021
22	1-1/16"	2-1/8"	720A022
23	1"	2-1/16"	720A023
24	1"	2-1/16"	720A024
25	1"	2-1/16"	720A025
26	1"	2-1/16"	720A026
27	1"	2-1/16"	720A027
28	15/16"	1-15/16"	720A028
29	15/16"	1-15/16"	720A029
30	15/16"	1-15/16"	720A030

Size	Flute Length	Overall Length	720 Order No.
31	7/8"	1-7/8"	720A031
32	7/8"	1-7/8"	720A032
33	7/8"	1-7/8"	720A033
34	7/8"	1-7/8"	720A034
35	7/8"	1-7/8"	720A035
36	13/16"	1-13/16"	720A036
37	13/16"	1-13/16"	720A037
38	13/16"	1-13/16"	720A038
39	13/16"	1-13/16"	720A039
40	13/16"	1-13/16"	720A040
41	13/16"	1-13/16"	720A041
42	3/4"	1-3/4"	720A042
43	3/4"	1-3/4"	720A043
44	3/4"	1-3/4"	720A044
45	3/4"	1-3/4"	720A045
46	3/4"	1-3/4"	720A046
47	3/4"	1-3/4"	720A047
48	11/16"	1-11/16"	720A048
49	11/16"	1-11/16"	720A049
50	11/16"	1-11/16"	720A050
51	11/16"	1-11/16"	720A051
52	11/16"	1-11/16"	720A052
53	5/8"	1-1/2"	720A053
54	5/8"	1-1/2"	720A054
55	5/8"	1-1/2"	720A055
56	1/2"	1-3/8"	720A056
57	1/2"	1-3/8"	720A057
58	1/2"	1-3/8"	720A058
59	1/2"	1-3/8"	720A059
60	1/2"	1-3/8"	720A060



## CARBIDE 3-FLUTE DRILLS

3-Flute Solid Carbide drills can be used for centering, spotting, or drilling. This tool provides precise hole size, finish, and higher productivity. Applications include titanium, cast iron, low alloy steel, and high silicon aluminum.

▷ All sizes are individually packaged

### 730 SERIES

#### SOLID CARBIDE

150° Point / Straight Shank  
Fractional & Metric / Bright



730

Size	Flute Length	Overall Length	730 Order No.
1/8"	1-1/4"	2-1/4"	730A108
9/64"	1-3/8"	2-1/2"	730A109
5/32"	1-3/8"	2-1/2"	730A110
11/64"	1-5/8"	2-3/4"	730A111
3/16"	1-5/8"	2-3/4"	730A112
13/64"	1-3/4"	3"	730A113
7/32"	1-3/4"	3"	730A114
15/64"	2"	3-1/4"	730A115
1/4"	2"	3-1/4"	730A116
17/64"	2-1/8"	3-1/2"	730A117
9/32"	2-1/8"	3-1/2"	730A118
19/64"	2-3/8"	3-3/4"	730A119
5/16"	2-3/8"	3-3/4"	730A120
21/64"	2-1/2"	4"	730A121
11/32"	2-1/2"	4"	730A122
23/64"	2-1/2"	4"	730A123
3/8"	2-3/4"	4-1/2"	730A124
25/64"	2-7/8"	4-1/2"	730A125
13/32"	2-7/8"	4-1/2"	730A126
27/64"	2-7/8"	4-1/2"	730A127
7/16"	2-7/8"	4-1/2"	730A128
29/64"	3"	4-1/2"	730A129
15/32"	3"	4-3/4"	730A130
31/64"	3"	4-3/4"	730A131
1/2"	3"	4-3/4"	730A132
17/32"	3"	4-3/4"	730A134
9/16"	3-1/2"	5-3/4"	730A136
5/8"	3-1/2"	5-3/4"	730A140
3/4"	4-1/4"	5-3/4"	730A148

Size	Flute Length	Overall Length	730 Order No.
3.0 (mm)	1-1/4"	2-1/4"	730A003
6.0 (mm)	2"	3-1/4"	730A006
8.0 (mm)	2-3/8"	3-3/4"	730A008
10.0 (mm)	2-7/8"	4-1/2"	730A010
12.0 (mm)	3"	4-3/4"	730A012
14.0 (mm)	3-1/2"	5-3/4"	730A014
16.0 (mm)	3-1/2"	5-3/4"	730A016

## CARBIDE SPADE DRILLS

Solid Carbide spade drills perform well in hard-to-machine materials (up to Rc 60), high strength alloys, plastic, and glass. They can be used in thin sheet metal and spotting applications. Drilling depth should not exceed 2x the drill diameter.

▷ All sizes are individually packaged

### 750 SERIES

#### SOLID CARBIDE

118° Point / Straight Shank  
 Fractional / Bright



750

Size	Flute Length	Overall Length	Shank Size	750 Order No.
1/32"	3/16"	1-1/2"	1/8"	750A102
3/64"	7/32"	1-1/2"	1/8"	750A103
1/16"	5/16"	1-1/2"	1/8"	750A104
5/64"	7/16"	1-1/2"	1/8"	750A105
3/32"	7/16"	1-1/2"	1/8"	750A106
7/64"	7/16"	1-1/2"	1/8"	750A107
1/8"	1/2"	1-1/2"	1/8"	750A108
9/64"	1/2"	2"	3/16"	750A109
5/32"	9/16"	2"	3/16"	750A110
11/64"	9/16"	2"	3/16"	750A111
3/16"	11/16"	2"	3/16"	750A112

Size	Flute Length	Overall Length	Shank Size	750 Order No.
7/32"	19/32"	2-1/2"	1/4"	750A114
1/4"	11/16"	2-1/2"	1/4"	750A116
9/32"	3/4"	2-1/2"	5/16"	750A118
5/16"	7/8"	2-1/2"	5/16"	750A120
11/32"	15/16"	2-1/2"	3/8"	750A122
3/8"	1-1/8"	2-1/2"	3/8"	750A124
13/32"	1-1/8"	2-1/2"	1/2"	750A126
7/16"	1-3/16"	3"	1/2"	750A128
15/32"	1-3/16"	3"	1/2"	750A130
1/2"	1-3/16"	3"	1/2"	750A132

## CARBIDE COMBINED & COUNTERSINK (CENTER DRILL)

Solid Carbide Combination Drill & Countersinks (also known as Center Drills) have strong shanks and flutes, making them ideal for drilling and countersinking in difficult materials. They may also be used in high-production applications where tolerance, finish, and machine downtimes are considered. Included angle is 60°. Other angles are available upon request.

▷ All sizes are individually packaged

### 3500C SERIES

#### SOLID CARBIDE

60° Angle  
 Bright



3500C

Size	Body Dia.	Overall Length	Drill Dia.	3500C Order No.
00	1/8"	1-1/4"	0.025	350CA00A
0	1/8"	1-1/4"	1/32"	350CAB0A
1	1/8"	1-1/4"	3/64"	350C001A
2	3/16"	1-7/8"	5/64"	350C002A
3	1/4"	2"	7/64"	350C003A
4	5/16"	2-1/8"	1/8"	350C004A
5	7/16"	2-3/4"	3/16"	350C005A
6	1/2"	3"	7/32"	350C006A

# MASONRY DRILLS

This masonry drill is used to drill Concrete, Natural Stone, Aerated Concrete, Masonry, Brick, Block, and Lime Sandstone. Self Centering Tip for easy spot drilling. Chisel Shaped Head Geometry-for faster drilling progress. Hardened Steel Body-for increased impact resistance. Large Volume Flute creates cupping effect for efficient dust extraction.

▷ All sizes are individually packaged

## 1600N SERIES

**CARBIDE TIP**

**Straight Shank**

**Fractional / Gold & Silver**



1600N

Size	Flute Length	Overall Length	Shank Size	1600N Order No.
1/8"	1-3/8"	2-1/2"	1/8"	160N108
5/32"	1-1/2"	3"	5/32"	160N110
3/16"	2"	3-1/2"	3/16"	160N112
7/32"	2"	3-1/2"	7/32"	160N114
1/4"	2-3/8"	4"	1/4"	160N116
9/32"	2-3/8"	4"	9/32"	160N118

Size	Flute Length	Overall Length	Shank Size	1600N Order No.
5/16"	3"	5"	5/16"	160N120
3/8"	3"	5"	3/8"	160N124
7/16"	3-1/2"	6"	7/16"	160N128
15/32"	3-1/2"	6"	15/32"	160N130
1/2"	3-1/2"	6"	1/2"	160N132
9/16"	3-1/2"	6"	1/2"	160N136

## 1600A SERIES

**CARBIDE TIP**

**Rotary Percussion & Hammer Drilling,  
Round Shank**

**Fractional / Black & Gold Tipped**



1600A

The combination of rotation and percussion helps the drill achieve a cutting and grinding (rotary) action at the same time as a chipping (percussive) action, chipping away at rock to produce a hole. Usually, these motions are hydraulically or pneumatically driven.

Size	Flute Length	Overall Length	Shank Size	1600A Order No.
1/8"	1-1/2"	3"	1/8"	160A1083
5/32"	1-1/2"	3"	5/32"	160A1103
3/16"	2"	4"	3/16"	160A1124
3/16"	3-1/2"	6"	3/16"	160A1126
3/16"	4-3/4"	8"	3/16"	160A1128
7/32"	2"	4"	7/32"	160A1144
1/4"	2"	4"	1/4"	160A1164
1/4"	3-1/2"	6"	1/4"	160A1166
1/4"	6-5/8"	12"	1/4"	160A11612
1/4"	10"	16"	1/4"	160A11616
1/4"	18-1/2"	24"	1/4"	160A11624
5/16"	2-1/2"	5"	1/4"	160A1205
5/16"	3-1/2"	6"	1/4"	160A1206
5/16"	4-3/4"	8"	1/4"	160A1208
5/16"	6-5/8"	12"	1/4"	160A12012
5/16"	10"	16"	1/4"	160A12016
5/16"	18-1/2"	24"	1/4"	160A12024
11/32"	2-1/2"	5"	1/4"	160A1225
3/8"	2-1/2"	5"	5/16"	160A1245
3/8"	3-1/2"	6"	5/16"	160A1246A
3/8"	4-3/4"	8"	5/16"	160A1248A
3/8"	6-5/8"	12"	5/16"	160A12412A
3/8"	10"	16"	5/16"	160A12416A
3/8"	18-1/2"	24"	5/16"	160A12424A
7/16"	3-1/2"	6"	3/8"	160A1286A

Size	Flute Length	Overall Length	Shank Size	1600A Order No.
1/2"	3-1/2"	6"	3/8"	160A1326A
1/2"	6-5/8"	12"	3/8"	160A13212A
1/2"	10"	16"	3/8"	160A13216A
1/2"	18-1/2"	24"	3/8"	160A13224A
9/16"	3-1/2"	6"	3/8"	160A1366A
9/16"	4-3/4"	8"	3/8"	160A1368A
9/16"	10"	16"	3/8"	160A13616B
19/32"	3-1/2"	6"	1/2"	160A1386B
5/8"	3-1/2"	6"	1/2"	160A1406B
5/8"	4-3/4"	8"	1/2"	160A1408A
5/8"	10"	16"	1/2"	160A14016B
5/8"	18-1/2"	24"	1/2"	160A14024B
3/4"	4"	6-1/2"	1/2"	160A1486B
3/4"	6-5/8"	12"	1/2"	160A14812B
3/4"	10"	16"	1/2"	160A14816B
3/4"	18-1/2"	24"	1/2"	160A14824B
7/8"	4"	6-1/2"	1/2"	160A1566B
7/8"	6-5/8"	12"	1/2"	160A15612B
7/8"	10"	16"	1/2"	160A15616B
7/8"	18-1/2"	24"	1/2"	160A15624B
1"	4"	6-1/2"	1/2"	160A1646B
1"	6-5/8"	12"	1/2"	160A16412B
1"	10"	16"	1/2"	160A16416B
1"	18-1/2"	24"	1/2"	160A16424B

## MASONRY DRILLS

The TAPCON® drill bit is specially designed to be used with the TAPCON® masonry fastener and installation kit.

▷ All sizes are individually packaged

### 1750 SERIES

#### CARBIDE TIP

TAPCON® SDS-HEX Type Screw Anchor Drills  
Fractional / Bright



1750

Size	Flute Length	Overall Length	1750 Order No.
5/32"	2-3/8"	5"	175F1105
5/32"	4-1/8"	7"	175F1107
3/16"	2-3/8"	5"	175F1125
3/16"	4-1/8"	7"	175F1127

### 1800E SERIES

#### CARBIDE TIP

TAPCON® Screw Type Anchor Drills  
Fractional / Black with Gold Tip



1800E

Size	Overall Length	Screw Size	1800E Order No.
5/32"	3-1/2"	12	180E1103
5/32"	4-1/2"	12	180E1104
5/32"	5-1/2"	12	180E1105
3/16"	3-1/2"	14	180E1123
3/16"	4-1/2"	14	180E1124
3/16"	5-1/2"	14	180E1125

### 1800A SERIES

#### CARBIDE TIP

TAPCON® Screw Type Anchor Drills  
Fractional / Black with Gold Tip



1800A

Size	Overall Length	Screw Size	1800A Order No.
5/32"	3-1/2"	12	180A1103
5/32"	4-1/2"	12	180A1104
5/32"	5-1/2"	12	180A1105
3/16"	3-1/2"	14	180A1123
3/16"	4-1/2"	14	180A1124
3/16"	5-1/2"	14	180A1125
3/16"	6-1/2"	14	180A1126
3/16"	7-1/2"	14	180A1127

## GLASS AND TILE DRILLS

For the drilling of glass, tile, and ceramics. Can be used with or without water or coolant; water is the preferred and best way. For use in rotary motors (not to be confused or used with rotary percussion motors).

### 1840 SERIES

Straight Shank  
Fractional / Bright



1840

Size	Overall Length	1840 Order No.
1/8"	3-1/2"	184F108
3/16"	3-1/2"	184F112
1/4"	3-1/2"	184F116
5/16"	3-3/4"	184F120
3/8"	4"	184F124
1/2"	4"	184F132



## SDS PLUS MASONRY DRILLS

Short head-to-flute entrance allows debris to quickly channel down the flute for faster drilling progress. Chisel-shaped head geometry for faster drilling progress. Self-centering tip for easy spot drilling. Reinforced flute geometry reduces vibrations, increases breakage resistance, and transfers more energy from power tool motor to tip of the drill bit. Rebar Chamfer prevents carbide head from cracking in the event of contact with reinforced concrete (product not intended for use in reinforced concrete).

### 1700A SERIES

**CARBIDE TIP**

SDS Plus

Fractional / Bright



1700A

Size	Flute Length	Overall Length	1700A Order No.
5/32"	2"	4-1/4"	170A1104
5/32"	4"	6-1/4"	170A1106
3/16"	2"	4-1/2"	170A1124
3/16"	4"	6-1/2"	170A1126
3/16"	6"	8-1/2"	170A1128
3/16"	10"	12-1/2"	170A11212
7/32"	2"	4-1/2"	170A1144
7/32"	4"	6-1/2"	170A1146
7/32"	6"	8-1/2"	170A1148
1/4"	2"	4-1/2"	170A1164
1/4"	4"	6-1/2"	170A1166
1/4"	6"	8-1/2"	170A1168
1/4"	9"	10-1/2"	170A11612
1/4"	18"	20"	170A11618
5/16"	4"	6-1/2"	170A1206
5/16"	6"	8-1/2"	170A1208
5/16"	10"	12-1/2"	170A12012
3/8"	4"	6-1/2"	170A1246
3/8"	6"	8-1/2"	170A1248
3/8"	10"	12-1/2"	170A12412
3/8"	16"	18"	170A12418
3/8"	22"	24"	170A12424
7/16"	4"	6-1/2"	170A1286

Size	Flute Length	Overall Length	1700A Order No.
7/16"	10"	12-1/2"	170A12812
1/2"	4"	6-1/2"	170A1326
1/2"	8"	10-1/2"	170A13210
1/2"	10"	12-1/2"	170A13212
1/2"	16"	18"	170A13218
1/2"	22"	24"	170A13224
9/16"	4"	6-1/4"	170A1366
9/16"	10"	12-1/4"	170A13612
9/16"	16"	18"	170A13618
5/8"	4"	6-1/4"	170A1406
5/8"	6"	8-1/4"	170A1408
5/8"	10"	12-1/4"	170A14012
5/8"	16"	18"	170A14018
5/8"	22"	24"	170A14024
11/16"	6"	8"	170A1448
3/4"	6"	8"	170A1488
3/4"	10"	12"	170A14812
3/4"	16"	18"	170A14818
7/8"	8"	10"	170A15610
7/8"	10"	12"	170A15612
7/8"	16"	18"	170A15618
1"	10"	12"	170A16412
1"	16"	18"	170A16418

All sizes are individually packaged.

### 1700B SERIES (bulk packaging)

**CARBIDE TIP**

SDS Plus

Fractional / Bright



1700B

Size	Flute Length	Overall Length	1700B Order No.
5/32"	2"	4-1/4"	170B1104
5/32"	4"	6-1/4"	170B1106
3/16"	2"	4-1/2"	170B1124
3/16"	4"	6-1/2"	170B1126
3/16"	6"	8-1/2"	170B1128
7/32"	4"	6-1/2"	170B1146
7/32"	6"	8-1/2"	170B1148

Size	Flute Length	Overall Length	1700B Order No.
1/4"	2"	4-1/2"	170B1164
1/4"	4"	6-1/2"	170B1166
1/4"	6"	8-1/2"	170B1168
5/16"	4"	6-1/2"	170B1206
3/8"	4"	6-1/2"	170B1246
3/8"	6"	8-1/2"	170B1248
1/2"	10"	12-1/2"	170B13212
5/8"	6"	8-1/4"	170B1408

**1700B PACKAGING:**  
5/32" thru 3/8" - 25 per pack  
1/2" thru 5/8" - 15 per pack

**1730 PACKAGING:**  
All sizes are individually packaged.

## SDS PLUS & SDS MAX MASONRY DRILLS

The 3-cutting-edge monobloc tip is the solution for all concrete drilling. The self-centering tip provides more precision, and this design guarantees a concentric hole. The bit is designed for longer life when drilling in concrete. As an additional benefit, it can crush through and pulverize rebar when drilling in reinforced concrete applications. The square flute accelerates dust extraction and improves the drill bit's lifetime. The reinforced geometry reduces vibrations and transfers more energy from the power tool motor to the tip of the drill bit.

▷ All sizes are individually packaged

### 1720 SERIES CARBIDE TIP SDS PLUS DURA-TIP Fractional / Bright



1720

Size	Flute Length	Overall Length	1720 Order No.
3/16"	2"	4-1/4"	172F1124
3/16"	4"	6-1/2"	172F1126
3/16"	6"	8-1/2"	172F1128
3/16"	10"	12-1/2"	172F11212
1/4"	2"	4-1/2"	172F1164
1/4"	4"	6-1/2"	172F1166
1/4"	6"	8-1/2"	172F1168
1/4"	10"	12-1/2"	172F11612
5/16"	4"	6-1/2"	172F1206
5/16"	10"	12-1/2"	172F12012
5/16"	16"	18"	172F12018
3/8"	4"	6-1/4"	172F1246
3/8"	10"	12-1/4"	172F12412
3/8"	16"	18"	172F12418
7/16"	4"	6-1/4"	172F1286
1/2"	4"	6-1/4"	172F1326

Size	Flute Length	Overall Length	1720 Order No.
1/2"	10"	12-1/4"	172F13212
1/2"	16"	18"	172F13218
9/16"	4"	6-1/4"	172F1366
9/16"	10"	12-1/4"	172F13612
9/16"	16"	18"	172F13618
5/8"	8"	10-1/4"	172F14010
5/8"	10"	12-1/4"	172F14012
3/4"	8"	10"	172F14810
3/4"	10"	12"	172F14812

Size	Flute Length	Overall Length	1720 BULK Order No.
3/16"	4"	6-1/2"	172B1126
1/4"	4"	6-1/2"	172B1166
5/16"	4"	6-1/2"	172B1206
3/8"	4"	6-1/4"	172B1246
1/2"	4"	6-1/4"	172B1326

3/16" thru 5/16" - 15 per pack, 3/8" thru 1/2" - 10 per pack

### 1740 SERIES CARBIDE TIP SDS MAX Fractional / Bright



1740

Designed for longer life in concrete and reinforced concrete applications. The 6-cutting-edge geometry guarantees perfect round and calibrated holes, a longer lifetime, an anti-blocking system, and really low vibration which delivers more comfort. The square flutes accelerate dust extraction and improves the drill bit's lifetime as well as transfers more impact energy from the head to the tip of the drill bit. It can crush through and pulverize rebar when drilling in reinforced concrete applications.

Size	Flute Length	Overall Length	1740 Order No.
1/2"	7-1/2"	13"	174F13213*
1/2"	15-1/2"	21"	174F13221*
9/16"	7-1/2"	13"	174F13613*
9/16"	15-1/2"	21"	174F13621*
5/8"	7-1/2"	13"	174F14013
5/8"	15-1/2"	21"	174F14021
5/8"	31"	36"	174F14036
3/4"	7-1/2"	13"	174F14813
3/4"	17"	21"	174F14821
3/4"	31"	36"	174F14836
7/8"	8"	13"	174F15613

Size	Flute Length	Overall Length	1740 Order No.
7/8"	17"	21"	174F15621
1"	8"	13"	174F16413
1"	17"	21"	174F16421
1"	31"	36"	174F16436
1-1/8"	12"	17"	174F20817
1-1/8"	17"	21"	174F20821
1-1/4"	9-1/2"	15"	174F21615
1-1/4"	18"	23"	174F21623
1-1/4"	31"	36"	174F21636
1-3/8"	18"	23"	174F22423
1-1/2"	18"	21"	174F23223

## MASONRY DRILLS REBAR CUTTERS

These cutters are the perfect solution for drilling through concrete embedded rebar! Evacuation zones between the carbide teeth and flutes for optimal dust evacuation. Made from premium grade European Carbide.

For sizes 3/8" – 5/8", rebar cutters come in a single, one-piece design in either Micro SDS+ (Compatible with SDS+ drive systems), or 3-Flat shank.

For sizes 3/4" and above, DRILLCO rebar cutters come in a two-piece design (Head + Shank Adapter). The adapter is available in Micro SDS+ or 3-Flat Shank, and is interchangeable and reusable with all sizes from 3/4" and above.

- ▷ *Cuts through rebar up to 5x faster than an SDS+ multi-cutting drill*
- ▷ *Eliminates the need to relocate holes to avoid rebar; just drill straight through!*
- ▷ *Large, unique flute design optimizes debris removal*
- ▷ *Relief hole for easier chip and heat removal away from the drilling surface*

### 1760 / 1770 SERIES


#### SOLID CARBIDE

Micro SDS+ or 3-Flat Shank / Fractional / Bright  
One-Piece Design



1760

Size	Head Length	Overall Length	Micro SDS+ Order No	3-Flat SDS Order No
3/8"	4"	8"	176F1248	177F1248
1/2"	4"	12"	176F13212	177F13212
9/16"	4"	12"	176F13612	177F13612
5/8"	4"	12"	176F14012	177F14012



### 1780 SERIES

#### SOLID CARBIDE

Head Only / Fractional / Bright  
Two-Piece Design



1780

Size	Head Length	Order No
3/4"	4"	178F1484
7/8"	4"	178F1564
1"	4"	178F1644
1-1/8"	4"	178F2084
1-1/4"	4"	178F2164
1-3/8"	4"	178F2244
1-1/2"	4"	178F2324

Type	Adapter Length	Order No
SDS PLUS	9"	178FSDSADAPT
3-Flat Shank	9"	178F3FLATADAPT



#### **Tech tip!**

*Use rebar cutters on rotation mode only*

# MASONRY HAMMER DRILL TOOLS

## 1850 SERIES



1850 Gouging Chisel



1850 Pointed Chisel



1850 Flat Chisel



1850 Toothed Chisel aka Slotting Tool



1850 Mortar Chisel aka Seam Tool



1850 Tile Chisel

Description	Overall Length	Shank Type	Length of Cut	1850 Order No.
BULL POINT CHISEL SDS-PLUS SHANK 10"	10"	SDS PLUS	-	185FCB05
BULL POINT CHISEL SDS-MAX 12"	12"	SDS MAX	-	185FCB06
BULL POINT CHISEL SDS-MAX 18"	18"	SDS MAX	-	185FCB07
BUSHING TOOL SDS-MAX 1-3/4"	9-1/2"	SDS MAX	-	185FCB29
FLAT CHISEL SDS-PLUS 3/4"	10"	SDS PLUS	13/16"	185FCF11
FLAT CHISEL SDS-MAX 1"	12"	SDS MAX	15/16"	185FCF13
FLAT CHISEL SDS-MAX 1"	18"	SDS MAX	15/16"	185FCF14
GOUGING CHISEL SDS-PLUS 7/8"	10"	SDS PLUS	-	185FCG27
GOUGING CHISEL SDS-MAX 1"	12"	SDS MAX	-	185FCG28
MOIL POINT CHISEL 3/4"	12"	3/4"	-	185FCM02
MOIL POINT CHISEL 3/4"	18"	3/4"	-	185FCM03
MORTAR/SEAM SDS-MAX 1 1/8"	12"	SDS MAX	-	185FCM26
SCALING CHISEL SDS-PLUS 1-1/2"	10"	SDS PLUS	1-9/16"	185FCS12
SCALING CHISEL SDS-MAX 2"	12"	SDS MAX	2"	185FCS15
SCALING CHISEL SDS-MAX 3"	12"	SDS MAX	3-3/16"	185FCS16
SCALING CHISEL 3/4"	12"	3/4"	3-3/16"	185FCS23
SLOTING CHISEL SDS-MAX 1-1/8"	12"	SDS MAX	1-9/16"	185FCS25
TILE SCALING CHISEL SDS- PLUS 3"	6-1/2"	SDS PLUS	1-9/16"	185FCT23
TILE SCALING CHISEL SDS- MAX 2"	12"	SDS MAX	1-31/32"	185FCT24

## 1860 SERIES



1860 - ADAPTER



1860 - SCRIBER

Description	Overall Length	Shank Type	1860 Order No.
SDS-PLUS ADAPTER SDS-MAX SHANK 8"	8"	SDS MAX	186FA01
CHUCK ADAPTER SDS-PLUS SHANK 2"	2"	SDS PLUS	186FA02
CHUCK ADAPTER SDS-PLUS SHANK 2-1/2"	2-1/2"	SDS PLUS	186FA03
CARBIDE TIPPED SCRIBER HEXAGONAL SHANK	-	HEXAGONAL	186FA04





# MULTI-STEP DRILLS



3-flat shank reduces slippage in the drill chuck. For sheet metal and other thin material such as plastic, PVC pipe, and wood. Ideal for electricians and other skilled trades.

## 8900 SERIES Bright / 3-Flat Shank Fractional



8900

Size	Shank Size	Min. Size	Max. Size	Step Increment	Number of Steps	8900 Order No.
1	1/4"	1/8"	1/2"	1/32"	13	890A001
2	1/4"	3/16"	1/2"	1/16"	6	890A002
3	3/8"	1/4"	3/4"	1/16"	9	890A003
4	3/8"	3/16"	7/8"	1/16"	12	890A004
5	1/2"	1/4"	1-3/8"	1/8"	10	890A005

DRILLCO's MULTI-STEP drills are designed for all sheet metals up to 5/32" thick. Creates clean, round, burr free holes in multiple sizes with just one tool!

## 8950 SERIES TiN/ Hex Shank Fractional

- Spiral Flute Design** allows for faster and smoother cutting action
- Up to 13 Sizes** with one drill. Save time and money!
- 1/4" Quick Change Hex Shank** is impact ready and easily fits into any power drill/driver
- 118° Split Point** reduces "walking"
- Premium grade HSS High Speed Steel** construction
- TiN Coating** adds a protective layer that deflects heat, leading to longer tool life

3pc Set



Individually blister packed for easy display!

Tool#	Description	4700SE Order No.
1	13 Steps: 1/8" to 1/2"	895A001
2	9 Steps: 1/4" to 3/4"	895A002
3	12 Steps: 3/16" to 7/8"	895A003
4	13 Steps: 1/4" to 1.1/8"	895A004
SET	3pc Set: Tools #1 - #3	895SET



# MULTI-STEP™ DRILLS

Now with the exclusive ICECUT™ coating

MULTI-STEP drill bits are the fastest and easiest way to enlarge holes in sheet metal and other materials up to 1/8" thick.

- ▷ *Special AlCrN coating provides additional toughness and wear resistance to prolong tooling life, even when compared to titanium based coatings such as TiN or TiAlN*
- ▷ *2 wide cylindrical flutes eliminate chip build-up for faster drilling and to produce holes with minimal vibration or distortion*
- ▷ *Each shank has three flats for easy mounting*
- ▷ *Spiral fluting is ideal to improve speed when working with cordless power tools*
- ▷ *Straight fluting is ideal to ensure you get the proper hole size without warping on corded power tools*



## 01W SERIES

Coated / 3-Flat Shank  
Fractional

Type	Type of Flute	Shank Size	Min. Size	Max. Size	Step Increment	Number of Steps	Order No.
A	SPIRAL	1/4"	1/8"	1/2"	1/8"	13	01W001
B	SPIRAL	3/8"	3/16"	7/8"	1/8"	12	01W005
C	SPIRAL	3/8"	1/4"	3/4"	1/8"	9	01W011
D	SPIRAL	3/8"	1/4"	1 3/8"	9/64"	10	01W012
E	SPIRAL	1/4"	3/16"	1/2"	3/8"	6	01W021
F	SPIRAL	3/8"	1/4"	1"	1/8"	10	01W029
A	STRAIGHT	1/4"	1/8"	1/2"	1/8"	13	01W101
B	STRAIGHT	3/8"	3/16"	7/8"	1/8"	12	01W105
C	STRAIGHT	3/8"	1/4"	3/4"	1/8"	9	01W111
D	STRAIGHT	3/8"	1/4"	1 3/8"	9/64"	10	01W112

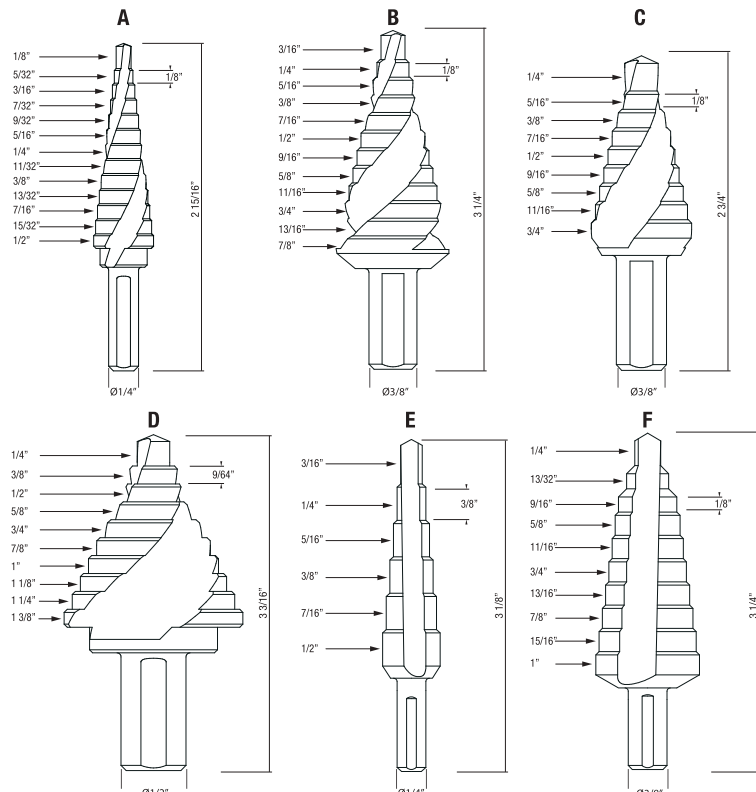
Packaged in reusable plastic packaging



## STEP DRILL SET

Contains the three MULTI-STEP bits needed for all hole sizes from 1-3/8".

Set		Order No.
Description		
Each kit contains:		
01W001		01W951
01W005		
01W012		



Ship Auger Bits are used to make long holes in thick pieces of lumber. They can cut through nails without damaging the bit. It is also capable of drilling through vinyl and plastic. Ideal for electricians, plumbers, utilities and any trade requiring fast hole drilling in clean or nail-embedded wood.

▷ All sizes are individually packaged

## 1900E SERIES

### HIGH SPEED STEEL

Ship Auger Bit / HEX Shank  
Fractional / Bright



1900E

Size	Overall Length	1900E Order No.
1/4"	7-1/2"	19E116A
3/8"	7-1/2"	19E124A
3/8"	18"	19E124B
7/16"	7-1/2"	19E128A
7/16"	18"	19E128B
1/2"	7-1/2"	19E132A
1/2"	18"	19E132B
9/16"	7-1/2"	19E136A
9/16"	18"	19E136B
5/8"	7-1/2"	19E140A
5/8"	18"	19E140B

Size	Overall Length	1900E Order No.
11/16"	7-1/2"	19E144A
11/16"	18"	19E144B
3/4"	7-1/2"	19E148A
3/4"	18"	19E148B
7/8"	7-1/2"	19E156A
7/8"	18"	19E156B
1"	7-1/2"	19E164A
1"	18"	19E164B
1-1/8"	18"	19E208B
1-1/4"	18"	19E216B

## 1950E SERIES

### HIGH SPEED STEEL

Paddle Bits - Ball Groove Shank  
Fractional / Bright

Ball groove hex shank helps reduce slippage in the drill chuck.



1950E

Size	Overall Length	1950E Order No.
1/4"	6"	195E116
5/16"	6"	195E120
3/8"	6"	195E124
1/2"	6"	195E132
9/16"	6"	195E136
5/8"	6"	195E140
11/16"	6"	195E144
3/4"	6"	195E148

Size	Overall Length	1950E Order No.
7/8"	6"	195E156
15/16"	6"	195E160
1"	6"	195E164
1-1/8"	6"	195E208
1-1/4"	6"	195E216
1-3/8"	6"	195E224
1-1/2"	6"	195E232



# COMBINED DRILL & COUNTERSINK (CENTER DRILL)

When metal parts are machined on centers, as in turning or cylindrical grinding, it is always necessary to drill and countersink the center holes to serve as seats or bearings in the machine centers. Plain Type is the most commonly used combined drill and countersink.

▷ All sizes are individually packaged

**3500 SERIES**  
**HIGH SPEED STEEL**  
Plain Type / 60° Angle  
Bright



3500

Size	Body Dia.	Overall Length	Drill Size	3500 Order No.
00	1/8"	1-1/4"	.025	350AA00
1	1/8"	1-1/4"	3/64"	350A001
2	3/16"	1-7/8"	5/64"	350A002
3	1/4"	2"	7/64"	350A003

Size	Body Dia.	Overall Length	Drill Size	3500 Order No.
4	5/16"	2-1/8"	1/8"	350A004
5	7/16"	2-3/4"	3/16"	350A005
6	1/2"	3"	7/32"	350A006
7	5/8"	3-1/4"	1/4"	350A007
8	3/4"	3-1/2"	5/16"	350A008

**3500E SERIES**  
**HIGH SPEED STEEL**  
Plain & Bell Type / 60° Angle  
Bright

Bell Type is used if the parts to be machined are to pass through a number of subsequent handlings, where there is danger of marring the edges of the center holes. They have an additional small 120° chamfer to protect the edges of the 60° hole.



3500E Plain



3500E Bell Type

Size	Body Dia.	Overall Length	Drill Size	Plain Order No.
1	1/8"	1-1/4"	3/64"	350E001
2	3/16"	1-7/8"	5/64"	350E002
3	1/4"	2"	7/64"	350E003
4	5/16"	2-1/8"	1/8"	350E004
5	7/16"	2-3/4"	3/16"	350E005
6	1/2"	3"	7/32"	350E006
7	5/8"	3-1/4"	1/4"	350E007
8	3/4"	3-1/2"	5/16"	350E008

Size	Body Dia.	Overall Length	Drill Size	Bell Order No.
11	1/8"	1-1/4"	3/64"	350E011
12	3/16"	1-7/8"	1/16"	350E012
13	1/4"	2"	3/32"	350E013
14	5/16"	2-1/8"	7/64"	350E014
15	7/16"	2-3/4"	5/32"	350E015
16	1/2"	3"	3/16"	350E016
17	5/8"	3-1/4"	7/32"	350E017
18	3/4"	3-1/2"	1/4"	350E018

## COMBINED DRILL & COUNTERSINK (CENTER DRILL)

Plain Type Long Series is used where extra reach is required.

**3575E SERIES**  
60° Angle  
Bright



3575E

Size	Body Dia.	Overall Length	Drill Size	3575E Order No.
1	1/8"	3"	3/64"	35E001A
1	1/8"	4"	3/64"	35E001B
1	1/8"	5"	3/64"	35E001C
1	1/8"	6"	3/64"	35E001D
2	3/16"	4"	5/64"	35E002A
2	3/16"	5"	5/64"	35E002B
2	3/16"	6"	5/64"	35E002C
3	1/4"	4"	7/64"	35E003A
3	1/4"	5"	7/64"	35E003B
3	1/4"	6"	7/64"	35E003C
4	5/16"	4"	1/8"	35E004A
4	5/16"	5"	1/8"	35E004B

Size	Body Dia.	Overall Length	Drill Size	3575E Order No.
4	5/16"	6"	1/8"	35E004C
4-1/2	3/8"	4"	9/64"	35E045A
4-1/2	3/8"	5"	9/64"	35E045B
4-1/2	3/8"	6"	9/64"	35E045C
5	7/16"	4"	3/16"	35E005A
5	7/16"	5"	3/16"	35E005B
6	1/2"	5"	7/32"	35E006B
6	1/2"	6"	7/32"	35E006C
7	5/8"	5"	1/4"	35E007A
7	5/8"	6"	1/4"	35E007B
8	3/4"	6"	5/16"	35E008A

## PILOT FOR HOLESAWS

Pilot drills have a self-centering 118° split point and are designed to fit most styles of hole saw arbors. Pilot drills have 3 notches ground into the shank to allow adjustment for varying depth hole saws.

**400P SERIES**  
118° Split Point / 3 Flats / Fractional  
Black Oxide



400P



Size	Flute Length	Overall Length	400P Order No.
1/4"	1-5/16"	4"	400P116

# SCREW EXTRACTORS

Screw extractors are designed to remove a broken or seized screw. The screw must first be "drilled out" to the proper size in order for the screw extractor to fit properly. The screw extractor is turned counter-clockwise using a tap wrench.

▷ Available individually, in a 5pc set or in a 5pc set with corresponding required drill

## 9000E SERIES CARBON



9000E

Size	Screw Size	Pipe Size	Drill Size	9000E Order No.
1	3/16"	–	5/64"	9000E001
2	1/4"	–	7/64"	9000E002
3	5/16"	–	5/32"	9000E003
4	7/16" – 9/16"	–	1/4"	9000E004
5	9/16-3/4"	1/8"	17/64"	9000E005
6	3/4"	3/8"	13/32"	9000E006
7	1" – 1-3/8"	1/2"	17/32"	9000E007
8	1-3/8"	3/4"	13/16"	9000E008
9	1-3/4"	1"	1-1/16"	9000E009



9000ESET



9000EDS

Corresponding Sets		
Description	Drills	Order No.
<b>9000E Series Screw Extractor Sets with 100SE Drills</b>		
#1-5 with Drills	5/64, 7/64, 5/32, 1/4, 17/64	9000EDS
<b>9000E Series Screw Extractor Sets</b>		
#1-5 no Drills	N/A	9000ESET

## HARDENED DRILL SLEEVE

Regular Length. For adapting Morse Taper Shank tools to larger Morse taper holders. Hardened Sleeves (1420) – Case hardened throughout and ground internally and externally

### 1420 SERIES Hardened Bright



1420

Size	Inside Morse Taper	Morse Taper Outside	1420 Order No.
12	1	2	142E012H
13	1	3	142E013H
14	1	4	142E014H
23	2	3	142E023H
24	2	4	142E024H
25	2	5	142E025H
34	3	4	142E034H
35	3	5	142E035H
45	4	5	142E045H
46	4	6	142E046H
56	5	6	142E056H

Extension Length. For adapting Morse Taper Shank tools to larger or smaller Morse taper holders. Can also be used to extend the length of taper shank tools. Hardened Sleeves (1440) – Case hardened throughout and ground internally and externally

### 1440 SERIES Hardened Bright



1440

Size	Inside Morse Taper	Morse Taper Outside	1440 Order No.
12	1	2	144E012H
13	1	3	144E013H
21	2	1	144E021H
22	2	2	144E022H
23	2	3	144E023H
24	2	4	144E024H
32	3	2	144E032H
33	3	3	144E033H
34	3	4	144E034H
43	4	3	144E043H
44	4	4	144E044H
45	4	5	144E045H
54	5	4	144E054H
55	5	5	144E055H
56	5	6	144E056H

## DRILL DRIFTS & GAUGES

For ejecting taper shank tools out of Morse Taper sleeves and sockets. Fully drop forged.


### 1470 SERIES Drill Drifts Bright



Size	Overall Length	Morse Taper	Drifts Order No.
1	4-1/2"	#1	147E001
2	5-1/4"	#2	147E002
3	6"	#3	147E003
4	7"	#4, 5 and 6	147E004

## DRILL GAUGES

For ejecting taper shank tools out of Morse Taper sleeves and sockets. Fully drop forged.



Size	Gauges Order No.
Fractional	29G0000
33/64" - 1"	32G0000
Wire #1 - 60	60G0000



# DISPLAY, DISPENSERS, INDEXES



49A123 / 540DX



115DX



29IDX

No. of Pieces	Series	Description	Order No.
<b>Drill Display Case - Counter Top Display</b>			
540	200		200A540C
	200B		200B540C
	200LH	(24) 1/16, (24) 5/64, (24) 3/32, (24) 7/64, (60) 1/8, (24) 9/64, (24) 5/32,	200LH540C
	300	(24) 11/64, (48) 3/16, (24) 13/64, (24) 7/32, (24) 15/64, (60) 1/4, (12)	300A540C
	300N	17/64, (12) 9/32, (12) 19/64, (12) 5/16, (6) 21/64, (6) 11/32, (6) 23/64,	300N540C
	300C	(12) 3/8, (6) 25/64, (6) 13/32, (6) 27/64, (12) 7/16, (6) 29/64, (6) 15/32,	300C540C
	350N	(6) 31/64, (6) 1/2	350N540C
	400		400A540C
	400N		400N540C
<b>Drill Dispensers (Empty)</b>			
	Jobber Drill Dispensers	270PC FRACTIONAL SIZES	270DX
	Jobber Drill Dispensers	720PC WIRE SIZES	720DX
	Jobber Drill Dispensers	240PC LETTER SIZES	240DX
	Jobber Drill Dispensers	MASTER DRILL DISPENSER	115DX
	Jobber Drill Dispensers	234PC METRIC SIZES	800DX
<b>Drill Index (Empty)</b>			
13		13PC DRILL BIT INDEX 1/16" - 1/4" by 64 <sup>ths</sup>	13IDX
15		15PC DRILL BIT INDEX 1/16" - 1/2" by 32 <sup>nds</sup>	15IDX
21		21PC DRILL BIT INDEX 1/16" - 3/8" by 64 <sup>ths</sup>	21IDX
26		26PC DRILL BIT INDEX A-Z	26IDX
29		29PC DRILL BIT INDEX 1/16" - 1/2" by 64 <sup>ths</sup>	29IDX
29		29PC DRILL BIT INDEX 1/16" - 1/2" by 64 <sup>ths</sup> , "DRILL PAL"	29WIDX
60		60PC DRILL BIT INDEX #1-60	60IDX
540		540PC EMPTY DRILL COUNTER DISPLAY	540DX or 49A123

# TECHNICAL INFORMATION

## Drill Feeds and Speeds

Material	Hardness	Drill Type	Point Style	Point Angle	Speed (SFM)	Feed	Coolant
Aluminum / Aluminum Alloys	–	High Helix	Standard	118°	200-300	Medium to Heavy	Water Soluble
Aluminum Bronze	–	High Helix	Standard	118°	50-100	Medium to Heavy	Water Soluble
Brass, Free Machining	–	Low Helix	Standard	118°	100-250	Medium to Heavy	Water Soluble
Bronze, Soft Medium	Below 200	General Purpose	Standard	118°	70-150	Medium to Heavy	Water Soluble
Bronze, High Tensile	–	Low Helix or Half RD	Standard	118°	50-100	Medium to Heavy	Water Soluble
Cooper / Cooper Alloys	–	General Purpose	Standard	118°	100-200	Medium	Water Soluble
High Temp. Alloys, Cobalt Base	180-300	Cobalt	Split Point	135°	5-20	Medium	Activated Oils
High Temp. Alloys, Iron Base	180-300	Cobalt	Split Point	135°	5-20	Medium	Activated Oils
High Temp. Alloys, Nickel Base	180-300	NITRO® or Cobalt	Split Point	135°	5-15	Medium	Activated Oils
Iron, Soft Case	Up to 150	Heavy-Duty or NITRO®	Split Point	135°	75-150	Medium	Dry / Air
Iron, Medium Case	150-250	Heavy-Duty or NITRO®	Split Point	135°	50-100	Medium	Dry / Air
Iron, Hard Case	Over 250	Carbide	Standard	118°	40-75	Light to Medium	Dry / Air
Plastic & Related Materials	–	Low Helix	Low Angle	90°	100-200	Medium to Heavy	Dry / Air
Steel, Alloyed Low Carbon	125-275	General Purpose	Standard	118°	50-70	Medium	Water Soluble
Steel, Alloyed Medium Carbon	275-325	Heavy-Duty or NITRO®	Split Point	135°	40-55	Medium	Water Soluble
Steel, Alloyed High Carbon	Over 325	Cobalt	Split Point	135°	30-50	Medium	Water Soluble
Steel Low & Medium carbon	Below 175	General Purpose	Standard	118°	45-95	Medium to Heavy	Water Soluble
Steel High Carbon	175-225	General Purpose	Standard	118°	45-65	Medium	Water Soluble
Stainless Steel, Austenitic	Below 300	Heavy-Duty or NITRO®	Split Point	135°	40-60	Medium to Heavy	Water Soluble
Stainless Steel Precipitation	Over 300	Cobalt	Split Point	135°	20-40	Medium	Cutting Oil

Drill Dia.	Light	Medium	Heavy
<b>Feed Per Drill Revolution</b>			
1/16" to 1/8"	.0005 - .0010	.0010 - .0020	.0020 - .0040
1/8" to 1/4"	.0010 - .0030	.0030 - .0050	.0040 - .0060
1/4" to 3/8"	.0030 - .0050	.0050 - .0070	.0060 - .0100
3/8" to 1/2"	.0040 - .0060	.0050 - .0080	.0080 - .0120
1/2" to 3/4"	.0050 - .0070	.0070 - .0100	.0090 - .0140
3/4" to 1"	.0070 - .0100	.0090 - .0140	.0140 - .0200

## Recommended Drilling Depths

Length of Drill	Drilling Depth
Center Drills	1 x D
Stub (Screw Machine)	2.5 x D
Mechanic's	3.5 x D
Jobber	4 x D
S&D Drill	4 x D
Aircraft Extension	4 x D
Taper Length	6 x D
8" Extra Length	10 x D
12" Extra Length	12 x D
18" Extra Length	15 x D

**Feeds** – Feed rates for drilling are governed by the drill diameter, machinability of materials and depth of hole.

**Speeds** – The speed of a drill is determined by the rate which the outer periphery of the tool rotates in relation to material being cut. In general, the SFM at which a drill will operate is within a range based upon the workpiece material, its condition, hardness and depth of hole. It is usually advisable to start the drilling process at a slower SFM and then increase to the maximum.

$$\text{RPM} = \frac{\text{SFM}}{\text{TD}} \times 3.82 = \text{Revolutions Per Minute}$$

$$\text{SFM} = \text{RPM} \times \text{TD} \times .26 = \text{Surface Feet Per Minute}$$

**TD** – Tool diameter in inches

# TECHNICAL INFORMATION

## 710 Drill Feeds and Speeds

Workpiece Material Groups	Hardness	Speed (SFM)	1/32"	1/16"	1/8"	1/4"	3/8"	1/2"	5/8"	3/4"
<b>Free Machining &amp; Low Carbon Steels</b> 1006, 1008, 1015, 1018, 1020, 1022, 1025, 1117, 1140, 1141, 11L08, 11L14, 1213, 12L13, 12L14, 1215, 1330	up to 28 Rc	330	0.0010	0.0020	0.0030	0.0060	0.0080	0.0100	0.0110	0.0120
<b>Medium Carbon &amp; High Carbon Steels, Alloy Steels &amp; Easy to Machine Tool Steels</b> 1030, 1035, 1040, 1045, 1050, 1052, 1055, 1060, 1085, 1095, 1541, 1551, 9255, 2515, 3135, 3415, 4130, 4137, 4140, 4150, 4320, 4340, 4520, 5015, 5115, 5120, 5132, 5140, 5155, 6150, 8620, 9262, 9840, 52100, O1, O2, O6, S2, W1 to W310	28 to 38 Rc	265	0.0010	0.0020	0.0030	0.0060	0.0080	0.0100	0.0110	0.0120
<b>Tool Steels &amp; Die Steels</b> 07, M1, M2, M3, M4, M7, T1, T2, T4, T5, T8, T15, A2, A3, A6, A7, H10, H11, H12, H13, H19, H21, L3, L6, L7, P2, P20, S1, S5, S7, 52100, A 128, D2, D3, D4, D5, D7	28 to 44 Rc	230	0.0010	0.0020	0.0030	0.0060	0.0080	0.0100	0.0110	0.0120
<b>Hardened Steel</b>	45 to 65 Rc	50	0.0003	0.0010	0.0010	0.0010	0.0020	0.0020	0.0020	0.0030
<b>Stainless Steel - Moderately Difficult</b> 301, 302, 303 High Tensile, 304, 304L, 305, 420, 15-5PH, 17-4PH, 17-7PH	up to 28 Rc	150	0.0010	0.0020	0.0030	0.0060	0.0080	0.0100	0.0110	0.0120
<b>Stainless Steel - Difficult to Machine</b> 302B, 304B, 309, 310, 316, 316B, 316L, 316Ti, 317, 317L, 321, PH13-8Mo, Nitronics	up to 28 Rc	100	0.0003	0.0005	0.0020	0.0040	0.0050	0.0060	0.0080	0.0100
<b>High Temp Alloys</b> Nimonic, Inconel, Monel, Hastelloy	up to 42 Rc	70	0.0003	0.0005	0.0020	0.0040	0.0050	0.0060	0.0080	0.0100
<b>Titanium Alloys</b> 6Al-4V, 5Al-2.5 Sn, 6Al-2 Sn-4Zr-6Mo, 3Al-8V-6Cr4Mo-4Zr, 10V-2Fe-3Al, 13V-11Cr-3Al	up to 42 Rc	180	0.0003	0.0005	0.0020	0.0040	0.0050	0.0060	0.0080	0.0100
<b>Cast-Iron - Gray CG,</b> ASTM A48, CLASS 20, 25, 30, 35, SAE J431C, GRADES G1800, G3000, G3500, GG 10, 15, 20, 25, 30, 35, 40	up to 240 HB	365	0.0010	0.0020	0.0030	0.0060	0.0080	0.0100	0.0110	0.0120
<b>Cast Iron - Ductile &amp; Malleable CGI</b> 60-40-18, 65-45-12, D4018, D4512, D5506, 32510, 35108, M3210, M4504, M5503, 250, 300, 350, 400, 450	over 240 HB	365	0.0010	0.0020	0.0030	0.0060	0.0080	0.0100	0.0110	0.0120
<b>Plastics</b>		300	0.0010	0.0020	0.0030	0.0060	0.0080	0.0100	0.0110	0.0120
<b>Kevlar</b>		300	0.0010	0.0020	0.0030	0.0060	0.0080	0.0100	0.0110	0.0120

### Recommended cutting speed for HSCo Twist Drill Bits

SFM*		100	70	40	200
Cutter Dia.	Mild Steel	Steel	Stainless Steel	Aluminum	
Inch	mm	500N/mm <sup>2</sup>	900N/mm <sup>2</sup>		
1/16"	1.6	6112	4278	2445	12224
1/8"	3.2	3056	2139	1222	6112
3/16"	4.8	2037	1426	815	4075
1/4"	6.4	1528	1070	611	3056
5/16"	7.9	1222	856	489	2445
3/8"	9.5	1019	713	407	2037
7/16"	11.1	873	611	349	1746
1/2"	12.7	764	535	306	1528
9/16"	14.3	679	475	272	1358
5/8"	15.9	611	428	244	1222
11/16"	17.5	556	389	222	1111
3/4"	19.1	509	357	204	1019
13/16"	20.6	470	329	188	940
7/8"	22.2	437	306	175	873
15/16"	23.8	407	285	163	815
1"	25.4	382	267	153	764
1-1/16"	27	360	252	144	719
1-1/8"	28.6	340	238	136	679
1 3/16"	30.2	322	225	129	643
1-1/4"	31.8	306	214	122	611
1-5/16"	33.3	291	204	116	582
1-3/8"	34.9	278	194	111	556
1-7/16"	36.5	266	186	106	531
1-1/2"	38.1	255	178	102	509

\* SFM = Surface Feet per Minute Optimal RPM = SFM x 3.82/Diameter (in.)

### Recommended cutting speed for MULTI-STEP™ HSSAI Drill Bits

Cutter Dia.	Alumi-num	Copper	Mild Steel	Stainless Steel	Non-metallic	
mm	Inch					
12.7	1/2"	1003	878	502	376	1128
14.3	9/16"	892	781	446	335	1004
15.9	5/8"	802	702	401	301	902
17.5	11/16"	730	638	365	274	821
19.1	3/4"	669	585	334	251	752
20.6	13/16"	617	540	309	231	694
22.2	7/8"	573	502	287	215	645
23.8	15/16"	535	468	268	201	602
25.4	1"	502	439	251	188	564
27.0	1-1/16"	472	413	236	177	531
28.6	1-1/8"	446	390	223	167	502
30.2	1-3/16"	422	370	211	158	475
31.8	1-1/4"	401	351	201	150	451
33.3	1-5/16"	382	334	191	143	430
34.9	1-3/8"	365	319	182	137	410

\* Choose RPM based on LARGEST step diameter

## TECHNICAL INFORMATION

### Recommended cutting speed for HSS Twist Drill Bits

SFM	60	50	30	259
Cutter Dia.	Mild Steel	Steel	Stainless Steel	Aluminum
1/64	14669	12224	7334	61120
1/32	7334	6112	3667	30560
3/64	4890	4075	2445	20373
1/16	3667	3056	1834	15280
5/64	2934	2445	1467	12224
3/32	2445	2037	1222	10187
7/64	2096	1746	1048	8731
1/8	1834	1528	917	7640
9/64	1630	1358	815	6791
5/32	1467	1222	733	6112
11/64	1334	1111	667	5556
3/16	1222	1019	611	5093
13/64	1128	940	564	4702
7/32	1048	873	524	4366
15/64	978	815	489	4075
1/4	917	764	458	3820
17/64	863	719	431	3595
9/32	815	679	407	3396
19/64	772	643	386	3217
5/16	733	611	367	3056
21/64	699	582	349	2910
11/32	667	556	333	2778
23/64	638	531	319	2657
3/8	611	509	306	2547
25/64	587	489	293	2445
13/32	564	470	282	2351
27/64	543	453	272	2264
7/16	524	437	262	2183
29/64	506	422	253	2108
15/32	489	407	244	2037
31/64	473	394	237	1972
1/2	458	382	229	1910
33/64	445	370	222	1852
17/32	431	360	216	1798
35/64	419	349	210	1746
9/16	407	340	204	1698
37/64	396	330	198	1652
19/32	386	322	193	1608
39/64	376	313	188	1567
5/8	367	306	183	1528
41/64	358	298	179	1491
21/32	349	291	175	1455
43/64	341	284	171	1421
11/16	333	278	167	1389
45/64	326	272	163	1358
23/32	319	266	159	1329
47/64	312	260	156	1300
3/4	306	255	153	1273
49/64	299	249	150	1247
25/32	293	244	147	1222
51/64	288	240	144	1198
13/16	282	235	141	1175
53/64	277	231	138	1153
27/32	272	226	136	1132
55/64	267	222	133	1111

SFM	60	50	30	259
Cutter Dia.	Mild Steel	Steel	Stainless Steel	Aluminum
7/8	262	218	131	1091
57/64	257	214	129	1072
29/32	253	211	126	1054
59/64	249	207	124	1036
15/16	244	204	122	1019
61/64	240	200	120	1002
31/32	237	197	118	986
63/64	233	194	116	970
1	229	191	115	955
1 1/64	226	188	113	940
1 1/32	222	185	111	926
1 3/64	219	182	109	912
1 1/16	216	180	108	899
1 5/64	213	177	106	886
1 3/32	210	175	105	873
1 7/64	207	172	103	861
1 1/8	204	170	102	849
1 9/64	201	167	100	837
1 5/32	198	165	99	826
1 11/64	196	163	98	815
1 3/16	193	161	97	804
1 13/64	191	159	95	794
1 7/32	188	157	94	784
1 15/64	186	155	93	774
1 1/4	183	153	92	764
1 17/64	181	151	91	755
1 9/32	179	149	89	745
1 19/64	177	147	88	736
1 5/16	175	146	87	728
1 21/64	173	144	86	719
1 11/32	171	142	85	711
1 23/64	169	141	84	703
1 3/8	167	139	83	695
1 25/64	165	137	82	687
1 13/32	163	136	81	679
1 27/64	161	134	81	672
1 7/16	159	133	80	664
1 29/64	158	131	79	657
1 15/32	156	130	78	650
1 31/64	154	129	77	643
1 1/2	153	127	76	637



# TECHNICAL INFORMATION

## Drill Surface Treatments

Type	Chemical Compositions of High Speed Steels					Term
	Carbon %	Tungsten %	Molybdenum	Chromium %	Vanadium %	
M.50	.83	0.10	4.25	4.00	1.00	HSS
M1	.80	1.50	8.00	4.00	1.00	HSS
M2	.85	6.00	5.00	4.00	2.00	HSS
M7	1.00	1.75	8.75	4.00	2.00	HSS
M35	.80	6.00	5.00	4.00	2.00	5% Cobalt
M42	1.0	1.50	9.50	3.75	1.05	8% Cobalt

## Surface Treatments

Surface treatments for high speed steel tools function to condition them, so in certain applications they will outperform tools that have not been treated. Surface treatments do not, however, alter the functional structure of the tool itself.

**Black Oxide** - This treatment is applied to finished tools and produces a thin black iron oxide surface coating. It also provides additional tempering and stress relieving. This coating reduces galling and chip welding and also increases the ability of the tool to retain lubricants. Recommended in iron and steel drilling applications. It should not be used in non-ferrous metals such as aluminum because it increases the loading tendencies of the tool.

**Nitride** - This treatment produces a hard case which is highly resistant to abrasion. It also slows down the tendency of softer materials to cling or load on tools. Recommended for tools that are used for ferrous, non-ferrous, and non-metallic materials which are abrasive and have loading characteristics.

**Nitride and Oxide** - Combines the advantages of the lubricity of oxide with the abrasion resistance of nitriding. Recommended for abrasive ferrous applications. Not recommended for soft materials such as aluminum, magnesium, or similar non-ferrous applications.

**Chrome Plating** - This treatment deposits an extremely thin layer of chromium on the surface of tools. It reduces the coefficient of friction and resists chip weld and abrasion. Recommended for non-ferrous and non-metallic materials.

**Titanium Nitride** - This surface treatment improves tool life by acting as a wear-resistant and thermal barrier. It also gives the tool a low coefficient of friction and very high surface hardness. It reduces friction and chip welding and acts as a thermal insulator between the chip and the tool. Recommended for use in ferrous materials below Rc 40 and in non-ferrous materials.

## Drill Points

**Conventional Point** - Conventional points with 118° included point angles are the most commonly used because they provide satisfactory results in a wide variety of materials. A possible limitation is that the straight chisel edge contributes to walking at the drill point, often making it necessary to spot the hole for improved accuracy.

**Split Point** - Split points were originally developed for use on drills designed for deep oil holes in automotive crankshafts. Since its inception, the split point has gained widespread use and is applied to both 118° and 135° included point angles. Its main advantages are the ability to reduce thrust and eliminate walking at the drill point. The split point also has two positive rake cutting edges extending the center of the drill, which can assist as a chipbreaker to produce small chips which can readily be ejected.

**Notched Point** - Notched points were developed for drilling tough alloys. Commonly incorporated on heavy web drills, which allow the point to withstand the higher thrust loads required in drilling these materials. As with the split point, the notched point contains two additional positive rake cutting edges extending toward the center of the drill. These secondary cutting lips, which extend no further than half the original cutting lip, can assist in chip control and reduce the torque required in drilling tough materials. Notched points can be incorporated on both 118° and 135° included point angles, making them suitable for drilling a broad variety of materials.

**Helical Point** - Helical points change the flat blunt chisel to an “S” contour with a radiused crown effect which has its highest point at the center of the drill axis. This crown contour creates a continuous cutting edge from margin to margin across the web. The advantage is its self-centering ability which allows the chisel to cut and enables the drill to cut closer to actual drill diameter. Helical Points are not available under 1/16” diameter.

**Reduced Rake Point** - Reduced rake points are generated by flatter or dubbing both cutting lips from the outer periphery to the chisel. This reduces the effective axial rake to 0–5, positive which translates to a plowing rather than shearing action. This reduction in shearing is an effective method of preventing the drill from grabbing in low tensile strength materials such as brass. Reducing the rake also strengthens the cutting lip and can assist in breaking chips.

# TECHNICAL INFORMATION

## Decimal Equivalent Chart

Drill Size	MM	Decimal Inches	Drill Size	MM	Decimal Inches	Drill Size	MM	Decimal Inches	Drill Size	MM	Decimal Inches
-	0.10	.0039	<b>45</b>	2.08	.0820	<b>5</b>	5.22	.2055	<b>7/16</b>	11.11	.4375
-	0.20	.0079	<b>44</b>	2.18	.0860	<b>4</b>	5.31	.2090	<b>29/64</b>	11.15	.4531
-	0.25	.0098	<b>43</b>	2.26	.0890	<b>3</b>	5.41	.2130	<b>15/32</b>	11.91	.4688
-	0.30	.0118	<b>42</b>	2.37	.0935	<b>7/32</b>	5.56	.2188	-	12.00	.4724
<b>80</b>	0.34	.0135	<b>3/32</b>	2.38	.0938	<b>2</b>	5.61	.2210	<b>31/64</b>	12.30	.4844
<b>79</b>	0.37	.0145	<b>41</b>	2.44	.0960	<b>1</b>	5.79	.2280	<b>1/2</b>	12.70	.5000
<b>1/64</b>	0.40	.0156	<b>40</b>	2.50	.0980	<b>A</b>	5.94	.2340	-	13.00	.5118
<b>78</b>	0.41	.0160	<b>39</b>	2.53	.0995	<b>15/64</b>	5.95	.2344	<b>33/64</b>	13.10	.5156
<b>77</b>	0.46	.0180	<b>38</b>	2.58	.1015	-	6.00	.2360	<b>17/32</b>	13.49	.5312
-	0.50	.0197	<b>37</b>	2.64	.1040	<b>B</b>	6.05	.2380	<b>35/64</b>	13.89	.5469
<b>76</b>	0.51	.0200	<b>36</b>	2.71	.1065	<b>C</b>	6.15	.2420	-	14.00	.5512
<b>75</b>	0.53	.0210	<b>7/64</b>	2.78	.1094	<b>D</b>	6.25	.2460	<b>9/16</b>	14.29	.5625
<b>74</b>	0.57	.0225	<b>35</b>	2.79	.1100	<b>1/4</b>	6.35	.2500	<b>37/64</b>	14.68	.5781
-	0.60	.0236	<b>34</b>	2.82	.1110	<b>E</b>	6.35	.2500	-	15.00	.5906
<b>73</b>	0.61	.0240	<b>33</b>	2.87	.1130	<b>F</b>	6.53	.2570	<b>19/32</b>	15.08	.5938
<b>72</b>	0.64	.0250	<b>32</b>	2.95	.1160	<b>G</b>	6.63	.2610	<b>39/64</b>	15.48	.6094
<b>71</b>	0.66	.0260	-	3.00	.1181	<b>17/64</b>	6.75	.2656	<b>5/8</b>	15.88	.6250
-	0.70	.0276	<b>31</b>	3.05	.1200	<b>H</b>	6.76	.2660	-	16.00	.6299
<b>70</b>	0.71	.0280	<b>1/8</b>	3.18	.1250	<b>I</b>	6.91	.2720	<b>41/64</b>	16.27	.6406
<b>69</b>	0.74	.0282	<b>30</b>	3.26	.1285	-	7.00	.2756	<b>21/32</b>	16.67	.6562
-	0.75	.0295	<b>29</b>	3.45	.1360	<b>J</b>	7.04	.2770	-	17.00	.6693
<b>68</b>	0.79	.0310	<b>28</b>	3.57	.1405	<b>K</b>	7.14	.2810	<b>43/64</b>	17.07	.6719
<b>1/32</b>	0.79	.0313	<b>9/64</b>	3.57	.1406	<b>9/32</b>	7.14	.2812	<b>11/16</b>	17.46	.6875
-	0.80	.0315	<b>27</b>	3.66	.1440	<b>L</b>	7.37	.2900	<b>45/64</b>	17.86	.7031
<b>67</b>	0.81	.0320	<b>26</b>	3.73	.1470	<b>M</b>	7.49	.2950	-	18.00	.7087
<b>66</b>	0.84	.0330	<b>25</b>	3.80	.1495	<b>19/64</b>	7.54	.2969	<b>23/32</b>	18.26	.7188
<b>65</b>	0.89	.0350	<b>24</b>	3.86	.1520	<b>N</b>	7.67	.3020	<b>47/64</b>	18.65	.7344
-	0.90	.0354	<b>23</b>	3.91	.1540	<b>5/16</b>	7.94	.3125	-	19.00	.7480
<b>64</b>	0.91	.0360	<b>5/32</b>	3.97	.1562	-	8.00	.3150	<b>3/4</b>	19.05	.7500
<b>63</b>	0.94	.0370	<b>22</b>	3.99	.1570	<b>O</b>	8.03	.3160	<b>49/64</b>	19.45	.7656
<b>62</b>	0.97	.0380	-	4.00	.1575	<b>P</b>	8.20	.3230	<b>25/32</b>	19.84	.7812
<b>61</b>	0.99	.0390	<b>21</b>	4.04	.1590	<b>21/64</b>	8.33	.3281	-	20.00	.7874
-	1.00	.0394	<b>20</b>	4.09	.1610	<b>Q</b>	8.43	.3320	<b>51/64</b>	20.24	.7969
<b>60</b>	1.02	.0400	<b>19</b>	4.22	.1660	<b>R</b>	8.61	.3390	<b>13/16</b>	20.64	.8125
<b>59</b>	1.04	.0410	<b>18</b>	4.31	.1695	<b>11/32</b>	8.73	.3438	-	21.00	.8268
<b>58</b>	1.07	.0420	<b>11/64</b>	4.37	.1719	<b>S</b>	8.84	.3480	<b>53/64</b>	21.03	.8281
<b>57</b>	1.09	.0430	<b>17</b>	4.39	.1730	-	9.00	.3543	<b>27/32</b>	21.43	.8438
<b>56</b>	1.18	.0465	<b>16</b>	4.50	.1770	<b>T</b>	9.09	.3580	<b>55/64</b>	21.84	.8594
<b>3/64</b>	1.19	.0469	<b>15</b>	4.57	.1800	<b>23/64</b>	9.13	.3594	-	22.00	.8661
<b>55</b>	1.32	.0520	<b>14</b>	4.62	.1820	<b>U</b>	9.35	.3680	<b>7/8</b>	22.23	.8750
<b>54</b>	1.40	.0550	<b>13</b>	4.70	.1850	<b>3/8</b>	9.53	.3750	<b>57/64</b>	22.62	.8906
<b>53</b>	1.51	.0595	<b>3/16</b>	4.76	.1875	<b>V</b>	9.56	.3770	-	23.00	.9055
<b>1/16</b>	1.59	.0625	<b>12</b>	4.80	.1890	<b>W</b>	9.80	.3860	<b>29/32</b>	23.02	.9062
<b>52</b>	1.61	.0635	<b>11</b>	4.85	.1910	<b>25/64</b>	9.92	.3906	<b>59/64</b>	23.42	.9219
<b>51</b>	1.70	.0670	<b>10</b>	4.91	.1935	-	10.00	.3937	<b>15/16</b>	23.81	.9375
<b>50</b>	1.78	.0700	<b>9</b>	4.98	.1960	<b>X</b>	10.08	.3970	-	24.00	.9449
<b>49</b>	1.85	.0730	-	5.00	.1968	<b>Y</b>	10.26	.4040	<b>61/64</b>	24.21	.9531
<b>48</b>	1.93	.0760	<b>8</b>	5.05	.1990	<b>13/32</b>	10.32	.4062	<b>31/32</b>	24.61	.9688
<b>5/64</b>	1.98	.0781	<b>7</b>	5.11	.2010	<b>Z</b>	10.49	.4130	-	25.00	.9843
<b>47</b>	1.99	.0785	<b>13/64</b>	5.16	.2031	<b>27/64</b>	10.72	.4219	<b>63/64</b>	25.00	.9844
-	2.00	.0787	<b>6</b>	5.18	.2040	-	11.00	.4331	<b>1"</b>	25.40	1.0000
<b>46</b>	2.06	.0810	-	-	-	-	-	-	-	-	-

## TECHNICAL INFORMATION

### Common Drilling Terms

**Axis** - The imaginary straight line which forms the lengthwise center of a drill

**Body** - The section of a drill from the shank to the outer edges of the cutting lips

**Body Clearance Diameter** - The portion of the land that has been cut away so it will not bind against the walls of the hole

**Chip Removal** - The ability of a drill to pull material that has been cut away from the point, up the flutes and out of the hole

**Chisel Edge** - The edge at the end of the web that connects the cutting lips

**Chisel Edge Angle** - The angle between the chisel edge and cutting lip, as viewed from the end of a drill

**Cobalt Steel** - A heat-resistant steel that produces increased drill life

**Drill Diameter** - The diameter over the margins of a drill, measured at the point (Dia.)

**Feeds** - Feed rates for drilling are determined by the drill diameter, machinability of materials and depth of the desired hole. Small drills, harder materials and deeper holes require additional considerations in selecting proper feed rates

**Flute** - Groove cut in the body of drills to provide cutting surfaces, permit removal of chips and allow cutting fluid to reach cutting surfaces

**Flute Length** - The distance from the outer edges of the cutting lips to the extreme back of the flutes

**Helix Angle** - The angle formed between the leading edge of the land and the axis of a drill

**High Speed Steel** - The high quality steel used in drills for most maintenance and industrial applications

**IPM** - Feed rate in Inches Per Minute = IPR X RPM

**IPR** - Inches Per Revolution (Feed)

**Land** - The outer portion of the body between two adjacent flutes

**Land Width** - The distance between the leading edge and heel of the land, measured at a right angle to the leading edge

**Lip Relief Angle** - The relief angle at the outer corner of the lip

**Lip** - The cutting edge of a two-flute drill which extends from the chisel edge to the outer edge

**Margin** - The narrow raised surface on a drill body along the flute that stabilizes the drill in the hole

**Neck** - The section of reduced diameter between the body and the shank of a drill

**Overall Length** - The length from the end of the shank to the outer corners of the cutting lip

**Point** - The cone-shaped cutting end of a drill, made from the ends of the lands and the web

**Point Angle** - The angle of the cutting surfaces on a drill point, commonly 118° or 135°

**RPM** - Revolutions Per Minute =  $\frac{\text{SFM}}{\text{Dia.}} \times 3.82$

**SFM** - Surface Feet Per Minute = RPM X Dia. X .26

**Shank** - The part of a drill by which it is held and driven

**Size** - Measurement reference for diameter size of a drill, expressed as either fractional, wire, letter or metric

**Speed** - The speed of a drill is determined by the rate which the outer edge of the tool rotates in relation to the material being cut. In general, the SFM is within a range based upon the workpiece material, its condition, hardness and depth of the hole. The deeper the hole, the greater tendency for more heat to be generated. Speed reduction is often recommended to minimize the amount of heat. It is usually best to start drilling at a slower speed and then increase.

**Split Point** - A special point configuration that eliminates "walking" so holes stay on center

**Web** - The central portion of the body that joins the lands. The extreme end of the web forms the chisel edge of a two-flute drill

**Web Thickness** - The thickness of the web at the point, unless otherwise specified

# TECHNICAL INFORMATION

## Drill Troubleshooting Guide

Trouble	Possible Causes	Corrections
<b>Drill Breaks</b>	Spring or back lash in press or work	Test press and work for rigidity and alignment
	Too little lip relief	Regrind properly
	Speed too low in proportion to the feed	Increase or decrease speed
	Dull drill	Sharpen drill
<b>Outer Corner Breakdown</b>	Possible chip congestion	Peck drill
	Uneven hardness in work material	Reduce speed
	Too much Speed	Reduce Speed
<b>Drill Breaks in Brass or Wood</b>	Improper cutting compound	Use proper cutting compound
	Chips clog up flutes	Increase speed. Use drills designed for these materials
<b>Cutting Lips Chipped</b>	Too much feed	Reduce feed
	Too much lip relief	Regrind properly
<b>Cracking or Checking in Cutting Edges</b>	Heated and cooled too quickly	Warm slowly before using. Do not throw cold water on hot drill while grinding or drilling
	Too much feed	Reduce feed
<b>Hole too Large</b>	Unequal angle or length of the cutting edges or both	Regrind properly
	Loose spindle	Test spindle for rigidity
<b>Only One Lip Cutting</b>	Unequal length or angle of cutting lips or both	Regrind drill properly
<b>Drill Splits up Center</b>	Too little lip relief	Regrind with proper relief
	Too much feed	Reduce feed
<b>Rough Hole</b>	Dull or improperly ground drill	Regrind properly
	Lack of lubricant or wrong lubricant	Lubricate or change lubricant
	Improper set-up	Check set-up
	Too much feed	Reduce feed



# 02

TAPS



# QUICK PAGES REFERENCES

## GENERAL PURPOSE TAPS



### Hand Taps High Speed Steel

**Bright Finish**  
Low to medium tensile strength materials and aluminum

Type	Series	Catalog page reference
Taper, Plug, Bottoming/ Through or Blind Hole	2000	365, 366
	2000E	367
	2800	368
	2800E	369



### Hand Taps High Speed Steel

**Bronze Surface Treatment**  
For long life on most materials

Type	Series	Catalog page reference
Taper, Plug, Bottoming/ Through or Blind Hole SST	03A, 03B	370



### Hand Taps High Speed Steel

**NITRO**

**Black Oxide**  
For better performance on low to medium tensile strength materials

Type	Series	Catalog page reference
Taper, Plug, Bottoming/ Through or Blind Hole	2000N	371, 372



### Hand Taps Carbon

**Bright Finish**  
For cleaning up threads or repairing damaged threads

Type	Series	Catalog page reference
Taper, Plug, Bottoming/ Through or Blind Hole	2000C	373, 374



### Power Taps High Speed Steel

**Bronze Surface Treatment**  
For long life on most materials using power tools

Type	Series	Catalog page reference
Plug, Through or Blind Hole	03A, 03B	375



### Spiral Point Taps High Speed Steel

**NITRO**

**Black Oxide**  
For tapping through holes in high tensile strength materials

Type	Series	Catalog page reference
Plug / Through Hole	2100N	376



### Spiral Point Taps High Speed Steel

**Bright Finish**  
For tapping through holes in low to medium tensile strength materials

Type	Series	Catalog page reference
Plug / Through Hole	2850	376
	2100, 2100E	377



### Oversize Spiral Point Taps High Speed Steel

**Bright Finish**  
To cut oversized threads in through holes

Type	Series	Catalog page reference
Plug / Through Hole	2103, 2105	378



### Oversized Hand Taps High Speed Steel

**Bright Finish**  
To cut oversized threads in through holes

Type	Series	Catalog page reference
Oversize / Plug & Bottoming / Through or Blind Hole	2003, 2005	378



# PRODUCTION TAPS



## ANSI Production Taps *NITRO-MAX* M4 Premium HSS

**Black Oxide or TiCN Coated**  
For production tapping & threading

Type	Series	Catalog page reference
Through or Blind Hole	2150N	379
	2160N	380
	2250N	381
	2260N	382
	2270N	383



## DIN/ANSI Production Taps *NITRO* High Speed Steel

**Bright Finish**  
For machine tapping through holes

Type	Series	Catalog page reference
Plug / Through Hole	2100PS	384



## Production Multiapplication Spiral Flute Taps High Speed Steel

**Bright Finish**  
For tapping blind holes

Type	Series	Catalog page reference
Bottoming / Blind Hole	2000PF	385
	2000F	386



## Thread Forming Taps High Speed Steel

**Bright Finish**  
Thread forming does not produce any chips

Type	Series	Catalog page reference
Plug & Bottoming / Through or Blind Hole	2090	386



# PIPE TAPS



## Taper Pipe Taps (NPT) High Speed Steel

**Bright Finish**  
For long life on most materials

Type	Series	Catalog page reference
Through or Blind Hole	2900, 2900E	387



## Taper Pipe Taps (NPT) Carbon

**Bright Finish**  
For long life on most materials

Type	Series	Catalog page reference
Through or Blind Hole	2700E	387



## Taper Pipe Taps (NPT) Carbon

**Bright Finish**  
For steel and non-ferrous metals

Type	Series	Catalog page reference
Through or Blind Hole	02- C	388



## Interrupted Thread Pipe Taps High Speed Steel

**Bright Finish**  
For better chip management

Type	Series	Catalog page reference
Through or Blind Hole	2930	389



## Taper Pipe Taps (NPS) High Speed Steel

**Bright Finish**  
For straight pipe threads

Type	Series	Catalog page reference
Through or Blind Hole	2950	389



## SPECIAL PURPOSE TAPS

### Left Hand Taps

High Speed Steel

**Bright Finish**  
For creating left-handed threads

Type	Series	Catalog page reference
Taper, Plug, & Bottoming / Through or Blind Hole	2300	390



### 8-Pitch Hand Taps

High Speed Steel

**Bright Finish**  
For larger diameter threaded holes

Type	Series	Catalog page reference
Taper, Plug, & Bottoming / Through or Blind Hole	2500	391



### Screw Thread Insert Hand Taps (STI)

High Speed Steel

**Bright Finish**  
STI Taps for screw thread inserts

Type	Series	Catalog page reference
Plug & Bottoming / Through or Blind Hole	2020	392



### Hand Taps Pulley Style

High Speed Steel

**Bright & Black finish**  
For threading hard-to-reach holes

Type	Series	Catalog page reference
Plug / Through or Blind Hole	2400	392



### Hand Taps 6" Extension

High Speed Steel

**Bright & Black finish**  
For threading hard-to-reach holes

Type	Series	Catalog page reference
Plug & Bottoming / Through or Blind Hole	2060	392



### Combined Tap & Drill

High Speed Steel

**Bright Finish**  
Drill and tap in one

Type	Series	Catalog page reference
Through or Blind Hole	2050	393



For Tap/Drill sizes, please see chart on page 398




# TAPS EXPLAINED

When it comes to precision cutting, selecting the best tool for the job is key. Taps, the tools used for producing internal threads on a workpiece, offer precision, customization, and cost-effectiveness in various machining and manufacturing applications. When using the right tap, the threads are accurately formed and exhibit optimal engagement, resistance to wear, and longevity. Many different taps differ in material, coating, flute and overall length, and other specifications.

## DETERMINING THE APPLICATION

### HAND TAP

Hand tapping requires manual control and is best-suited for low-volume or delicate tasks where feel and on-the-fly adjustments are crucial. This method offers flexibility in tight or hard-to-reach spaces but is slower and more physically demanding.



### MACHINE TAP

Machine tapping, executed with a drill press or tapping machine, is ideal for high speed, consistent threading in high-volume, offering greater precision and uniformity while reducing operator fatigue and effortlessly handling tougher materials.

## TAP GEOMETRIES

### TAPER TAPS

- Gradually increases in diameter with a long pitch chamfer (7-10)
- Eases the start of threading, making it ideal for initiating threads in through holes



### PLUG TAPS

- Most common type of tap
- Moderate taper with an intermediate pitch chamfer (3-5)
- Used for finishing threads, generally used in through holes



### BOTTOMING TAPS

- Almost no taper with a short pitch chamfer (1-2)
- Essential for threading to the bottom of blind holes, finishing what taper and plug taps have started







### TAP SETS

- Comprehensive solution for creating precise and accurate internal threads from start to finish
- Includes a taper, plug, and bottoming tap



## CHOOSING THE RIGHT TAPS

								
	Hand Taps		Spiral Point Tap		Spiral Flute Tap		Pipe Taps	
APPLICATION	Wrench (manual)		Machine		Machine		For tapping into pipes and fittings	
DESCRIPTION	Hand taps have 3 standard chamfer geometries including taper, plug, and bottoming. They have straight flutes and are the most popular and versatile styles of taps in general machine tapping operations.		An additional grind on the tip of the tap propels the chips ahead causing less load and clogging in the flutes. The combination of forward chip ejection and reduced cutting torque allows for faster and more efficient tapping in through hole applications. <ul style="list-style-type: none"> <li>• Excels in creating clean, straight threads thanks to additional grind on the tip of the tap</li> <li>• Leads to less load and clogging in the flutes</li> </ul>		The design of spiral flute taps is conducive to improved chip flow. The flutes pull the chips out of the workpiece, which reduces the chances of tap breakage in blind hole applications. The helical flutes also allow for better coolant flow to the cutting area, helping to dissipate heat and prolong tool life. <ul style="list-style-type: none"> <li>• Features helical flutes that evacuate the chips upwards</li> <li>• Allow for better coolant flow to the cutting area, dissipating heat and prolonging tool life</li> <li>• Conducive to improved chip flow</li> </ul>		Pipe taps are specialized tools designed for cutting internal threads in pipes and fittings, featuring tapered threads that conform to standard pipe sizes and provide tight, leak-proof connections. <ul style="list-style-type: none"> <li>• Chips propelled ahead leading to less load and clogging in the flutes thanks to additional grind on the tip of the tap</li> <li>• Designed to cut precise threads in pipes and fittings</li> <li>• Essential in oil, gas, and water supply systems</li> </ul>	
CHIP REMOVAL	Breaks Chips		No Chip Breaks – Evacuates chips down		No Chip Breaks – Pulls chips out		Breaks Chips	
TYPE OF HOLE	Through	Blind	Through		Blind		Through	
GEOMETRIES	Taper, Plug	Taper, Plug, Bottoming	Plug		Bottoming		Plug	

### TECH TIP!

When using hand taps, turn the tap wrench clockwise for one full revolution, then, turn counter-clockwise in order to break the chip as you go!

### TECH TIP!

Using the correct wrench size for hand taps helps prevent thread damage, tap breakage, and ensures accurate, high-quality threading results.

# GENERAL PURPOSE TAPS

## HAND TAPS

Straight Flute "Hand Taps" are the most popular and versatile style of taps in general machine tapping operations. They are for general use in production tapping or hand operations in a wide range of application material groups.

- ▷ *Taper – 7-10 pitch chamfer length. Starts the thread square with the workpiece*
- ▷ *Plug – 3-5 pitch chamfer length. Generally used in through holes*
- ▷ *Bottoming – 1-2 pitch chamfer length. Generates the thread to the bottom*
- ▷ *Sets – Contains 1 each of Taper, Plug, and Bottoming*

### 2000 SERIES

#### GENERAL PURPOSE HIGH SPEED STEEL

Taper, Plug, & Bottoming / Through or Blind Hole  
Machine Screw/ Bright



2000

Size	NC	NF	Overall Length	Length of Thread	No. of Flutes	Pitch Dia. Limits	2000 Order No.			
							Taper	Plug	Bottoming	Sets
0	–	80	1-5/8"	5/16"	2	H1	20A000FT	20A000FP	20A000FB	20A000FS
1	64	–	1-11/16"	3/8"	2	H1	20A001CT	20A001CP	20A001CB	20A001CS
1	–	72	1-11/16"	3/8"	2	H1	20A001FT	20A001FP	20A001FB	20A001FS
2	56	–	1-3/4"	7/16"	3	H2	20A002CT	20A002CP	20A002CB	20A002CS
2	–	64	1-3/4"	7/16"	3	H2	20A002FT	20A002FP	20A002FB	20A002FS
3	48	–	1-13/16"	1/2"	3	H2	20A003CT	20A003CP	20A003CB	20A003CS
3	–	56	1-13/16"	1/2"	3	H2	20A003FT	20A003FP	20A003FB	20A003FS
4	40	–	1-7/8"	9/16"	3	H2	20A004CT	20A004CP	20A004CB	20A004CS
4	–	36	1-7/8"	9/16"	3	H2	20A004ST	20A004SP	20A004SB	20A004SS
4	–	48	1-7/8"	9/16"	3	H2	20A004FT	20A004FP	20A004FB	20A004FS
5	40	–	1-15/16"	5/8"	3	H2	20A005CT	20A005CP	20A005CB	20A005CS
5	–	44	1-15/16"	5/8"	3	H2	20A005FT	20A005FP	20A005FB	20A005FS
6	32	–	2"	11/16"	3	H3	20A006CT	20A006CP	20A006CB	20A006CS
6	–	40	2"	11/16"	3	H2	20A006FT	20A006FP	20A006FB	20A006FS
8	32	–	2-1/8"	3/4"	4	H3	20A008CT	20A008CP	20A008CB	20A008CS
8	–	36	2-1/8"	3/4"	4	H2	20A008FT	20A008FP	20A008FB	20A008FS
10	24	–	2-3/8"	7/8"	4	H3	20A010CT	20A010CP	20A010CB	20A010CS
10	–	32	2-3/8"	7/8"	4	H3	20A010FT	20A010FP	20A010FB	20A010FS
12	24	–	2-3/8"	15/16"	4	H3	20A012CT	20A012CP	20A012CB	20A012CS
12	–	28	2-3/8"	15/16"	4	H3	20A012FT	20A012FP	20A012FB	20A012FS

All sizes are individually packaged

## GENERAL PURPOSE HAND TAPS

### 2000 SERIES

#### GENERAL PURPOSE HIGH SPEED STEEL

Taper, Plug, & Bottoming / Through or Blind Hole

Fractional / Bright



2000

Size	NC	NF	Overall Length	Length of Thread	No. of Flutes	Pitch Dia. Limits	2000 Order No.			
							Taper	Plug	Bottoming	Sets
1/4"	20	-	2-1/2"	1"	4	H3	20A116CT	20A116CP	20A116CB	20A116CS
1/4"	-	28	2-1/2"	1"	4	H3	20A116FT	20A116FP	20A116FB	20A116FS
5/16"	18	-	2-23/32"	1-1/8"	4	H3	20A120CT	20A120CP	20A120CB	20A120CS
5/16"	-	24	2-23/32"	1-1/8"	4	H3	20A120FT	20A120FP	20A120FB	20A120FS
3/8"	16	-	2-15/16"	1-1/4"	4	H3	20A124CT	20A124CP	20A124CB	20A124CS
3/8"	-	24	2-15/16"	1-1/4"	4	H3	20A124FT	20A124FP	20A124FB	20A124FS
7/16"	14	-	3-5/32"	1-7/16"	4	H3	20A128CT	20A128CP	20A128CB	20A128CS
7/16"	-	20	3-5/32"	1-7/16"	4	H3	20A128FT	20A128FP	20A128FB	20A128FS
1/2"	13	-	3-3/8"	1-21/32"	4	H3	20A132CT	20A132CP	20A132CB	20A132CS
1/2"	-	20	3-3/8"	1-21/32"	4	H3	20A132FT	20A132FP	20A132FB	20A132FS
9/16"	12	-	9/16"	1-21/32"	4	H3	20A136CT	20A136CP	20A136CB	20A136CS
9/16"	-	18	9/16"	1-21/32"	4	H3	20A136FT	20A136FP	20A136FB	20A136FS
5/8"	11	-	3-13/16"	1-13/16"	4	H3	20A140CT	20A140CP	20A140CB	20A140CS
5/8"	-	18	3-13/16"	1-13/16"	4	H3	20A140FT	20A140FP	20A140FB	20A140FS
11/16"	11	-	4-1/32"	1-13/16"	4	H3	20A144CT	20A144CP	20A144CB	20A144CS
11/16"	-	16	4-1/32"	1-13/16"	4	H3	20A144FT	20A144FP	20A144FB	20A144FS
3/4"	10	-	4-1/4"	2"	4	H3	20A148CT	20A148CP	20A148CB	20A148CS
3/4"	-	16	4-1/4"	2"	4	H3	20A148FT	20A148FP	20A148FB	20A148FS
7/8"	9	-	4-11/16"	2-7/32"	4	H4	20A156CT	20A156CP	20A156CB	20A156CS
7/8"	-	14	4-11/16"	2-7/32"	4	H4	20A156FT	20A156FP	20A156FB	20A156FS
1"	8	-	5-1/8"	2-1/2"	4	H4	20A164CT	20A164CP	20A164CB	20A164CS
1"	-	12	5-1/8"	2-1/2"	4	H4	20A164FT	20A164FP	20A164FB	20A164FS
1"	-	14	5-1/8"	2-1/2"	4	H4	20A164ST	20A164SP	20A164SB	20A164SS
1-1/8"	7	-	5-7/16"	2-9/16"	4	H4	20A208CT	20A208CP	20A208CB	20A208CS
1-1/8"	-	12	5-7/16"	2-9/16"	4	H4	20A208FT	20A208FP	20A208FB	20A208FS
1-1/4"	7	-	5-3/4"	2-9/16"	4	H4	20A216CT	20A216CP	20A216CB	20A216CS
1-1/4"	-	12	5-3/4"	2-9/16"	6	H4	20A216FT	20A216FP	20A216FB	20A216FS
1-3/8"	6	-	6-1/16"	3"	4	H4	20A224CT	20A224CP	20A224CB	20A224CS
1-3/8"	-	12	6-1/16"	3"	6	H4	20A224FT	20A224FP	20A224FB	20A224FS
1-1/2"	6	-	6-3/8"	3"	4	H4	20A232CT	20A232CP	20A232CB	20A232CS
1-1/2"	-	12	6-3/8"	3"	6	H4	20A232FT	20A232FP	20A232FB	20A232FS

All sizes are individually packaged



# GENERAL PURPOSE HAND TAPS

## 2000E SERIES

### GENERAL PURPOSE HIGH SPEED STEEL

Taper, Plug, & Bottoming / Through or Blind Hole  
Machine Screw / Bright

Size	NC	NF	Overall Length	Length of Thread	No. of Flutes	Pitch Dia. Limits	2000E Order No.			
							Taper	Plug	Bottoming	Sets
0	-	80	1-5/8"	5/16"	2	H1	20E000FT	20E000FP	20E000FB	20E000FS
1	64	-	1-11/16"	3/8"	2	H1	20E001CT	20E001CP	20E001CB	20E001CS
1	-	72	1-11/16"	3/8"	2	H1	20E001FT	20E001FP	20E001FB	20E001FS
2	56	-	1-3/4"	7/16"	3	H2	20E002CT	20E002CP	20E002CB	20E002CS
2	-	64	1-3/4"	7/16"	3	H2	20E002FT	20E002FP	20E002FB	20E002FS
3	48	-	1-13/16"	1/2"	3	H2	20E003CT	20E003CP	20E003CB	20E003CS
3	-	56	1-13/16"	1/2"	3	H2	20E003FT	20E003FP	20E003FB	20E003FS
4	40	-	1-7/8"	9/16"	3	H2	20E004CT	20E004CP	20E004CB	20E004CS
4	-	36	1-7/8"	9/16"	3	H2	20E004FT	20E004FP	20E004FB	20E004FS
4	-	48	1-7/8"	9/16"	3	H2	20E004ST	20E004SP	20E004SB	20E004SS
5	40	-	1-15/16"	5/8"	3	H2	20E005CT	20E005CP	20E005CB	20E005CS
5	-	44	1-15/16"	5/8"	3	H2	20E005FT	20E005FP	20E005FB	20E005FS
6	32	-	2"	11/16"	3	H3	20E006CT	20E006CP	20E006CB	20E006CS
6	-	40	2"	11/16"	3	H2	20E006FT	20E006FP	20E006FB	20E006FS
8	32	-	2-1/8"	3/4"	4	H3	20E008CT	20E008CP	20E008CB	20E008CS
8	-	36	2-1/8"	3/4"	4	H2	20E008FT	20E008FP	20E008FB	20E008FS
10	24	-	2-3/8"	7/8"	4	H3	20E010CT	20E010CP	20E010CB	20E010CS
10	-	32	2-3/8"	7/8"	4	H3	20E010FT	20E010FP	20E010FB	20E010FS
12	24	-	2-3/8"	15/16"	4	H3	20E012CT	20E012CP	20E012CB	20E012CS
12	-	28	2-3/8"	15/16"	4	H3	20E012FT	20E012FP	20E012FB	20E012FS

## 2000E SERIES

### GENERAL PURPOSE HIGH SPEED STEEL

Taper, Plug, & Bottoming / Through or Blind Hole  
Fractional / Bright



2000E

Size	NC	NF	Overall Length	Length of Thread	No. of Flutes	Pitch Dia. Limits	2000E Order No.			
							Taper	Plug	Bottoming	Sets
1/4"	20	-	2-1/2"	1"	4	H3	20E116CT	20E116CP	20E116CB	20E116CS
1/4"	-	28	2-1/2"	1"	4	H3	20E116FT	20E116FP	20E116FB	20E116FS
5/16"	18	-	2-23/32"	1-1/8"	4	H3	20E120CT	20E120CP	20E120CB	20E120CS
5/16"	-	24	2-23/32"	1-1/8"	4	H3	20E120FT	20E120FP	20E120FB	20E120FS
3/8"	16	-	2-15/16"	1-1/4"	4	H3	20E124CT	20E124CP	20E124CB	20E124CS
3/8"	-	24	2-15/16"	1-1/4"	4	H3	20E124FT	20E124FP	20E124FB	20E124FS
7/16"	14	-	3-5/32"	1-7/16"	4	H3	20E128CT	20E128CP	20E128CB	20E128CS
7/16"	-	20	3-5/32"	1-7/16"	4	H3	20E128FT	20E128FP	20E128FB	20E128FS
1/2"	13	-	3-3/8"	1-21/32"	4	H3	20E132CT	20E132CP	20E132CB	20E132CS
1/2"	-	20	3-3/8"	1-21/32"	4	H3	20E132FT	20E132FP	20E132FB	20E132FS
9/16"	12	-	3-19/32"	1-21/32"	4	H3	20E136CT	20E136CP	20E136CB	20E136CS
9/16"	-	18	3-19/32"	1-21/32"	4	H3	20E136FT	20E136FP	20E136FB	20E136FS
5/8"	11	-	3-13/16"	1-13/16"	4	H3	20E140CT	20E140CP	20E140CB	20E140CS
5/8"	-	18	3-13/16"	1-13/16"	4	H3	20E140FT	20E140FP	20E140FB	20E140FS
11/16"	11	-	4-1/32"	1-13/16"	4	H3	20E144CT	20E144CP	20E144CB	20E144CS
11/16"	-	16	4-1/32"	1-13/16"	4	H3	20E144FT	20E144FP	20E144FB	20E144FS
3/4"	10	-	4-1/4"	2"	4	H3	20E148CT	20E148CP	20E148CB	20E148CS
3/4"	-	16	4-1/4"	2"	4	H3	20E148FT	20E148FP	20E148FB	20E148FS
7/8"	9	-	4-11/16"	2-7/32"	4	H4	20E156CT	20E156CP	20E156CB	20E156CS
7/8"	-	14	4-11/16"	2-7/32"	4	H4	20E156FT	20E156FP	20E156FB	20E156FS
1"	8	-	5-1/8"	2-1/2"	4	H4	20E164CT	20E164CP	20E164CB	20E164CS
1"	-	12	5-1/8"	2-1/2"	4	H4	20E164FT	20E164FP	20E164FB	20E164FS
1"	-	14	5-1/8"	2-1/2"	4	H4	20E164ST	20E164SP	20E164SB	20E164SS
1-1/8"	7	-	5-7/16"	2-9/16"	4	H4	20E208CT	20E208CP	20E208CB	20E208CS
1-1/8"	-	12	5-7/16"	2-9/16"	4	H4	20E208FT	20E208FP	20E208FB	20E208FS
1-1/4"	7	-	5-3/4"	2-9/16"	6	H4	20E216CT	20E216CP	20E216CB	20E216CS
1-1/4"	-	12	5-3/4"	2-9/16"	6	H4	20E216FT	20E216FP	20E216FB	20E216FS
1-3/8"	6	-	6-1/16"	3"	4	H4	20E224CT	20E224CP	20E224CB	20E224CS
1-3/8"	-	12	6-1/16"	3"	6	H4	20E224FT	20E224FP	20E224FB	20E224FS
1-1/2"	6	-	6-3/8"	3"	4	H4	20E232CT	20E232CP	20E232CB	20E232CS
1-1/2"	-	12	6-3/8"	3"	6	H4	20E232FT	20E232FP	20E232FB	20E232FS

#0 thru 1/4" - 12 per pack, 5/16" thru 1/2" - 6 per pack, 9/16" thru 1" - 3 per pack, 1-1/8" and up - individually packaged

# GENERAL PURPOSE HAND TAPS

## 2800 SERIES

### GENERAL PURPOSE HIGH SPEED STEEL

Taper, Plug, & Bottoming / Through or Blind Hole  
Metric / Bright



2800

Size (mm)	Pitch Dia. (mm)	No. of Flutes	Dia. Limits	2800 Order No.			
				Taper	Plug	Bottoming	Sets
1.6	0.35	2	D3	28A016AT	28A016AP	28A016AB	28A016AS
1.8	0.35	2	D3	28A018AT	28A018AP	28A018AB	28A018AS
2	0.40	3	D3	28A020AT	28A020AP	28A020AB	28A020AS
2.2	0.45	3	D3	28A022AT	28A022AP	28A022AB	28A022AS
2.5	0.45	3	D3	28A025AT	28A025AP	28A025AB	28A025AS
3	0.50	3	D3	28A030AT	28A030AP	28A030AB	28A030AS
3.5	0.60	3	D4	28A035AT	28A035AP	28A035AB	28A035AS
4	0.70	4	D4	28A040AT	28A040AP	28A040AB	28A040AS
4.5	0.75	4	D4	28A045AT	28A045AP	28A045AB	28A045AS
5	0.80	4	D4	28A050AT	28A050AP	28A050AB	28A050AS
6	1.00	4	D5	28A060AT	28A060AP	28A060AB	28A060AS
6.3	1.00	4	D5	28A063AT	28A063AP	28A063AB	28A063AS
7	1.00	4	D5	28A070AT	28A070AP	28A070AB	28A070AS
8	1.00	4	D5	28A080BT	28A080BP	28A080BB	28A080BS
8	1.25	4	D5	28A080AT	28A080AP	28A080AB	28A080AS
10	1.25	4	D5	28A100BT	28A100BP	28A100BB	28A100BS
10	1.50	4	D5	28A100AT	28A100AP	28A100AB	28A100AS
12	1.25	4	D5	28A120CT	28A120CP	28A120CB	28A120CS
12	1.75	4	D6	28A120AT	28A120AP	28A120AB	28A120AS
14	1.50	4	D6	28A140BT	28A140BP	28A140BB	28A140BS
14	2.00	4	D7	28A140AT	28A140AP	28A140AB	28A140AS
16	1.50	4	D6	28A160BT	28A160BP	28A160BB	28A160BS
16	2.00	4	D7	28A160AT	28A160AP	28A160AB	28A160AS
18	1.50	4	D6	28A180DT	28A180DP	28A180DB	28A180DS
18	2.00	4	D6	28A180CT	28A180CP	28A180CB	28A180CS
18	2.50	4	D7	28A180AT	28A180AP	28A180AB	28A180AS
20	1.50	4	D6	28A200BT	28A200BP	28A200BB	28A200BS
20	2.50	4	D7	28A200AT	28A200AP	28A200AB	28A200AS
22	1.50	4	D6	28A220BT	28A220BP	28A220BB	28A220BS
22	2.50	4	D7	28A220AT	28A220AP	28A220AB	28A220AS
24	2.00	4	D7	28A240BT	28A240BP	28A240BB	28A240BS
24	3.00	4	D8	28A240AT	28A240AP	28A240AB	28A240AS
27	2.00	4	D7	28A270BT	28A270BP	28A270BB	28A270BS
27	3.00	4	D8	28A270AT	28A270AP	28A270AB	28A270AS
30	2.00	4	D7	28A300BT	28A300BP	28A300BB	28A300BS
30	3.50	4	D9	28A300AT	28A300AP	28A300AB	28A300AS
33	2.00	4	D7	28A330BT	28A330BP	28A330BB	28A330BS
33	3.50	4	D9	28A330AT	28A330AP	28A330AB	28A330AS
36	3.00	4	D8	28A360BT	28A360BP	28A360BB	28A360BS
36	4.00	4	D9	28A360AT	28A360AP	28A360AB	28A360AS
39	3.00	6	D8	28A390BT	28A390BP	28A390BB	28A390BS
39	4.00	6	D9	28A390AT	28A390AP	28A390AB	28A390AS

All sizes are individually packaged

# GENERAL PURPOSE HAND TAPS

## 2800E SERIES

### GENERAL PURPOSE HIGH SPEED STEEL

Taper, Plug, & Bottoming / Through or Blind Hole  
Metric / Bright



2800E

Size (mm)	Pitch Dia. (mm)	No. of Flutes	2800E Order No.			
			Taper	Plug	Bottoming	Sets
1.5	0.35	2	28E015AT	28E015AP	28E015AB	28E015AS
1.6	0.35	2	28E016AT	28E016AP	28E016AB	28E016AS
1.8	0.35	2	28E018AT	28E018AP	28E018AB	28E018AS
2	0.40	3	28E020AT	28E020AP	28E020AB	28E020AS
2	0.45	3	28E020BT	28E020BP	28E020BB	28E020BS
2.2	0.45	3	28E022AT	28E022AP	28E022AB	28E022AS
2.3	0.40	3	28E023AT	28E023AP	28E023AB	28E023AS
2.5	0.45	3	28E025AT	28E025AP	28E025AB	28E025AS
2.6	0.45	3	28E026AT	28E026AP	28E026AB	28E026AS
3	0.50	3	28E030AT	28E030AP	28E030AB	28E030AS
3	0.60	3	28E030BT	28E030BP	28E030BB	28E030BS
3.5	0.60	3	28E035AT	28E035AP	28E035AB	28E035AS
4	0.50	4	28E040BT	28E040BP	28E040BB	28E040BS
4	0.70	4	28E040AT	28E040AP	28E040AB	28E040AS
4.5	0.75	4	28E045AT	28E045AP	28E045AB	28E045AS
5	0.50	4	28E050CT	28E050CP	28E050CB	28E050CS
5	0.80	4	28E050AT	28E050AP	28E050AB	28E050AS
5	0.90	4	28E050BT	28E050BP	28E050BB	28E050BS
5.5	0.90	4	28E055AT	28E055AP	28E055AB	28E055AS
6	0.75	4	28E060BT	28E060BP	28E060BB	28E060BS
6	1.00	4	28E060AT	28E060AP	28E060AB	28E060AS
6.3	1.00	4	28E063AT	28E063AP	28E063AB	28E063AS
7	1.00	4	28E070AT	28E070AP	28E070AB	28E070AS
8	1.00	4	28E080BT	28E080BP	28E080BB	28E080BS
8	1.25	4	28E080AT	28E080AP	28E080AB	28E080AS
10	1.00	4	28E100CT	28E100CP	28E100CB	28E100CS
10	1.25	4	28E100BT	28E100BP	28E100BB	28E100BS
10	1.50	4	28E100AT	28E100AP	28E100AB	28E100AS
11	1.50	4	28E110AT	28E110AP	28E110AB	28E110AS
12	1.25	4	28E120CT	28E120CP	28E120CB	28E120CS
12	1.50	4	28E120BT	28E120BP	28E120BB	28E120BS
12	1.75	4	28E120AT	28E120AP	28E120AB	28E120AS
14	1.25	4	28E140CT	28E140CP	28E140CB	28E140CS
14	1.50	4	28E140BT	28E140BP	28E140BB	28E140BS
14	2.00	4	28E140AT	28E140AP	28E140AB	28E140AS

Size (mm)	Pitch Dia. (mm)	No. of Flutes	2800E Order No.			
			Taper	Plug	Bottoming	Sets
16	1.50	4	28E160BT	28E160BP	28E160BB	28E160BS
16	2.00	4	28E160AT	28E160AP	28E160AB	28E160AS
18	1.00	4	28E180CT	28E180CP	28E180CB	28E180CS
18	1.50	4	28E180DT	28E180DP	28E180DB	28E180DS
18	2.00	4	28E180BT	28E180BP	28E180BB	28E180BS
18	2.50	4	28E180AT	28E180AP	28E180AB	28E180AS
20	1.00	4	28E200CT	28E200CP	28E200CB	28E200CS
20	1.50	4	28E200BT	28E200BP	28E200BB	28E200BS
20	2.00	4	28E200DT	28E200DP	28E200DB	28E200DS
20	2.50	4	28E200AT	28E200AP	28E200AB	28E200AS
22	1.50	4	28E220BT	28E220BP	28E220BB	28E220BS
22	2.50	4	28E220AT	28E220AP	28E220AB	28E220AS
24	1.50	4	28E240CT	28E240CP	28E240CB	28E240CS
24	2.00	4	28E240BT	28E240BP	28E240BB	28E240BS
24	3.00	4	28E240AT	28E240AP	28E240AB	28E240AS
27	2.00	4	28E270BT	28E270BP	28E270BB	28E270BS
27	3.00	4	28E270AT	28E270AP	28E270AB	28E270AS
30	1.50	4	28E300CT	28E300CP	28E300CB	28E300CS
30	2.00	4	28E300BT	28E300BP	28E300BB	28E300BS
30	3.50	4	28E300AT	28E300AP	28E300AB	28E300AS
32	2.00	4	28E320AT	28E320AP	28E320AB	28E320AS
33	2.00	4	28E330BT	28E330BP	28E330BB	28E330BS
33	3.50	4	28E330AT	28E330AP	28E330AB	28E330AS
36	3.00	4	28E360BT	28E360BP	28E360BB	28E360BS
36	4.00	4	28E360AT	28E360AP	28E360AB	28E360AS
39	3.00	6	28E390BT	28E390BP	28E390BB	28E390BS
39	4.00	6	28E390AT	28E390AP	28E390AB	28E390AS
42	1.50	6	28E420BT	28E420BP	28E420BB	28E420BS
42	4.50	6	28E420AT	28E420AP	28E420AB	28E420AS
45	1.50	6	28E450BT	28E450BP	28E450BB	28E450BS
45	4.50	6	28E450AT	28E450AP	28E450AB	28E450AS
48	1.50	6	28E480BT	28E480BP	28E480BB	28E480BS
48	5.00	6	28E480AT	28E480AP	28E480AB	28E480AS
52	1.50	6	28E520BT	28E520BP	28E520BB	28E520BS
52	5.00	6	28E520AT	28E520AP	28E520AB	28E520AS

1.6 mm thru 6.3 mm - 12 per pack, 7 mm thru 12 mm - 6 per pack,  
14 mm thru 27 mm - 3 per pack, 30 mm and up - individually package

# GENERAL PURPOSE HAND TAPS

## SST+ 03A/ 03B SERIES

### HIGH SPEED STEEL

Taper, Plug, & Bottoming / Through or Blind Hole Machine Screw / Fractional

Made from premium quality high speed steel with ground threads, hardened and tempered for longest life in a variety of materials.

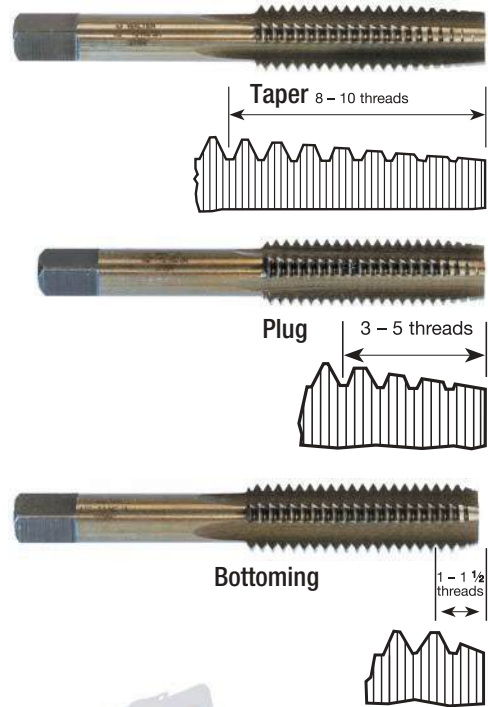
- ▷ Precision ground threads with eccentric relief for free cutting action
- ▷ Three and four flute designs
- ▷ Available in three chamfer lengths for through or blind hole tapping
- ▷ Special bronze SST surface treatment to improve life and tapping speed
- ▷ Packaged in reusable plastic packaging



# SST+



Machine Screw and Fractional Sizes						
Tap Size × Threads per inch	Drill Size	Taper	Plug	Bottoming	Std. Pkg.	Std. Ctn.
4-40 NC	#43	03A041	03A042	03A043	3	30
5-40 NC	#38	03A051	03A052	03A053	3	30
6-32 NC	#36	03A061	03A062	03A063	3	30
8-32 NC	#29	03A081	03A082	03A083	3	30
10-24 NC	#25	03A101	03A102	03A103	3	30
10-32 NF	#21	03A104	03A105	03A106	3	30
12-24 NC	#16	03A121	03A122	03A123	3	30
1/4"-20 NC	#7	03B041	03B042	03B043	3	30
1/4"-28 NF	#3	03B044	03B045	03B046	3	30
5/16"-18 NC	F	03B051	03B052	03B053	3	30
5/16"-24 NF	17/64"	03B054	03B055	03B056	3	30
3/8"-16 NC	5/16"	03B061	03B062	03B063	3	30
3/8"-24 NF	21/64"	03B064	03B065	03B066	3	30
7/16"-14 NC	U	03B071	03B072	03B073	3	30
7/16"-20 NF	25/64"	03B074	03B075	03B076	3	30
1/2"-13 NC	27/64"	03B081	03B082	03B083	3	30
1/2"-20 NF	29/64"	03B084	03B085	03B086	3	30
9/16"-12 NC	31/64"	03B091	03B092	03B093	1	10
9/16"-18 NF	33/64"	03B094	03B095	03B096	1	10
5/8"-11 NC	17/32"	03B101	03B102	03B103	1	10
5/8"-18 NF	37/64"	03B104	03B105	03B106	1	10
3/4"-10 NC	21/32"	03B121	03B122	03B123	1	10
3/4"-16 NF	11/16"	03B124	03B125	03B126	1	10
7/8"-9 NC	49/64"	03B141	03B142	03B143	1	10
7/8"-14 NF	13/16"	03B144	03B145	03B146	1	10
1"-8 NC	7/8"	03B161	03B162	03B163	1	10
1"-12 NF	7/8"	03B164	03B165	03B166	1	10





# GENERAL PURPOSE STRAIGHT FLUTE HAND TAPS

Straight Flute “Hand Taps” are the most popular and versatile style of taps in general machine tapping operations. They are for general use in production tapping or hand operations in a wide range of application material groups.

- ▷ *Taper – 7-10 pitch chamfer length. Starts the thread square with the workpiece*
- ▷ *Plug – 3-5 pitch chamfer length. Generally used in through holes*
- ▷ *Bottoming – 1-2 pitch chamfer length. Generates the thread to the bottom*
- ▷ *Sets – Contains 1 each of Taper, Plug, and Bottoming*
- ▷ *Black oxide surface treatment reduces wear and chip welding in abrasive materials*

## 2000N SERIES

### GENERAL PURPOSE HIGH SPEED STEEL

Taper, Plug, & Bottoming / Through or Blind Hole  
Machine Screw/ Black Oxide

**NITRO**



2000N

Size	NC	NF	Overall Length	Length of Thread	No. of Flutes	Pitch Dia. Limits	2000N Order No.			
							Taper	Plug	Bottoming	Sets
0	-	80	1-11/16"	3/8"	2	H1	20N000FT	20N000FP	20N000FB	20N000FS
1	64	-	1-11/16"	3/8"	2	H1	20N001CT	20N001CP	20N001CB	20N001CS
1	-	72	1-11/16"	3/8"	2	H1	20N001FT	20N001FP	20N001FB	20N001FS
2	56	-	1-3/4"	7/16"	3	H2	20N002CT	20N002CP	20N002CB	20N002CS
2	-	64	1-3/4"	7/16"	3	H2	20N002FT	20N002FP	20N002FB	20N002FS
3	48	-	1-13/16"	1/2"	3	H2	20N003CT	20N003CP	20N003CB	20N003CS
3	-	56	1-13/16"	1/2"	3	H2	20N003FT	20N003FP	20N003FB	20N003FS
4	40	-	1-7/8"	9/16"	3	H2	20N004CT	20N004CP	20N004CB	20N004CS
4	-	36	1-7/8"	9/16"	3	H2	20N004ST	20N004SP	20N004SB	20N004SS
4	-	48	1-7/8"	9/16"	3	H2	20N004FT	20N004FP	20N004FB	20N004FS
5	40	-	1-15/16"	5/8"	3	H2	20N005CT	20N005CP	20N005CB	20N005CS
5	-	44	1-15/16"	5/8"	3	H2	20N005FT	20N005FP	20N005FB	20N005FS
6	32	-	2"	11/16"	3	H3	20N006CT	20N006CP	20N006CB	20N006CS
6	-	40	2"	11/16"	3	H2	20N006FT	20N006FP	20N006FB	20N006FS
8	32	-	2-1/8"	3/4"	4	H3	20N008CT	20N008CP	20N008CB	20N008CS
8	-	36	2-1/8"	3/4"	4	H2	20N008FT	20N008FP	20N008FB	20N008FS
10	24	-	2-3/8"	7/8"	4	H3	20N010CT	20N010CP	20N010CB	20N010CS
10	-	32	2-3/8"	7/8"	4	H3	20N010FT	20N010FP	20N010FB	20N010FS
12	24	-	2-3/8"	15/16"	4	H3	20N012CT	20N012CP	20N012CB	20N012CS
12	-	28	2-3/8"	15/16"	4	H3	20N012FT	20N012FP	20N012FB	20N012FS

All sizes are individually packaged

# GENERAL PURPOSE STRAIGHT FLUTE HAND TAPS



## 2000N SERIES

### GENERAL PURPOSE HIGH SPEED STEEL

Taper, Plug, & Bottoming / Through or Blind Hole

Fractional / Black Oxide



2000N

Size	NC	NF	Overall Length	Length of Thread	No. of Flutes	Pitch Dia. Limits	2000N Order No.			
							Taper	Plug	Bottoming	Sets
1/4"	20	-	2-1/2"	1"	4	H3	20N116CT	20N116CP	20N116CB	20N116CS
1/4"	-	28	2-1/2"	1"	4	H3	20N116FT	20N116FP	20N116FB	20N116FS
5/16"	18	-	2-23/32"	1-1/8"	4	H3	20N120CT	20N120CP	20N120CB	20N120CS
5/16"	-	24	2-23/32"	1-1/8"	4	H3	20N120FT	20N120FP	20N120FB	20N120FS
3/8"	16	-	2-15/16"	1-1/4"	4	H3	20N124CT	20N124CP	20N124CB	20N124CS
3/8"	-	24	2-15/16"	1-1/4"	4	H3	20N124FT	20N124FP	20N124FB	20N124FS
7/16"	14	-	3-5/32"	1-7/16"	4	H3	20N128CT	20N128CP	20N128CB	20N128CS
7/16"	-	20	3-5/32"	1-7/16"	4	H3	20N128FT	20N128FP	20N128FB	20N128FS
1/2"	13	-	3-3/8"	1-21/32"	4	H3	20N132CT	20N132CP	20N132CB	20N132CS
1/2"	-	20	3-3/8"	1-21/32"	4	H3	20N132FT	20N132FP	20N132FB	20N132FS
9/16"	12	-	3-19/32"	1-21/32"	4	H3	20N136CT	20N136CP	20N136CB	20N136CS
9/16"	-	18	3-19/32"	1-21/32"	4	H3	20N136FT	20N136FP	20N136FB	20N136FS
5/8"	11	-	3-13/16"	1-13/16"	4	H3	20N140CT	20N140CP	20N140CB	20N140CS
5/8"	-	18	3-13/16"	1-13/16"	4	H3	20N140FT	20N140FP	20N140FB	20N140FS
11/16"	11	-	4-1/32"	1-13/16"	4	H3	20N144CT	20N144CP	20N144CB	20N144CS
11/16"	-	16	4-1/32"	1-13/16"	4	H3	20N144FT	20N144FP	20N144FB	20N144FS
3/4"	10	-	4-1/4"	2"	4	H3	20N148CT	20N148CP	20N148CB	20N148CS
3/4"	-	16	4-1/4"	2"	4	H3	20N148FT	20N148FP	20N148FB	20N148FS
7/8"	9	-	4-11/16"	2-7/32"	4	H4	20N156CT	20N156CP	20N156CB	20N156CS
7/8"	-	14	4-11/16"	2-7/32"	4	H4	20N156FT	20N156FP	20N156FB	20N156FS
1"	8	-	5-1/8"	2-1/2"	4	H4	20N164CT	20N164CP	20N164CB	20N164CS
1"	-	12	5-1/8"	2-1/2"	4	H4	20N164FT	20N164FP	20N164FB	20N164FS
1"	-	14	5-1/8"	2-1/2"	4	H4	20N164ST	20N164SP	20N164SB	20N164SS
1-1/8"	7	-	5-7/16"	2-9/16"	4	H4	20N208CT	20N208CP	20N208CB	20N208CS
1-1/8"	-	12	5-7/16"	2-9/16"	4	H4	20N208FT	20N208FP	20N208FB	20N208FS
1-1/4"	7	-	5-3/4"	2-9/16"	4	H4	20N216CT	20N216CP	20N216CB	20N216CS
1-1/4"	-	12	5-3/4"	2-9/16"	6	H4	20N216FT	20N216FP	20N216FB	20N216FS
1-3/8"	6	-	6-1/16"	3"	4	H4	20N224CT	20N224CP	20N224CB	20N224CS
1-3/8"	-	12	6-1/16"	3"	6	H4	20N224FT	20N224FP	20N224FB	20N224FS
1-1/2"	6	-	6-3/8"	3"	4	H4	20N232CT	20N232CP	20N232CB	20N232CS
1-1/2"	-	12	6-3/8"	3"	6	H4	20N232FT	20N232FP	20N232FB	20N232FS

All sizes are individually packaged

## GENERAL PURPOSE HAND TAPS

Carbon Steel Taps are used to rethread damaged or jammed threads or to thread mild steels. They can be used for either through or blind holes.

- ▷ *Taper – 7-10 pitch chamfer length. Starts the thread square with the workpiece*
- ▷ *Plug – 3-5 pitch chamfer length. Generally used in through holes*
- ▷ *Bottoming – 1-2 pitch chamfer length. Generates the thread to the bottom*

### 2000C SERIES

#### GENERAL PURPOSE CARBON

Taper, Plug, & Bottoming / Through or Blind Hole  
Machine Screw & Fractional / Bright



2000C

Size	NC	NF	Overall Length	Length of Thread	No. of Flutes	2000C Order No.		
						Taper	Plug	Bottoming
0	–	80	1-5/8"	5/16"	2	20C000FT	20C000FP	20C000FB
1	64	–	1-11/16"	3/8"	2	20C001CT	20C001CP	20C001CB
1	–	72	1-11/16"	3/8"	2	20C001FT	20C001FP	20C001FB
2	56	–	1-3/4"	7/16"	3	20C002CT	20C002CP	20C002CB
2	–	64	1-3/4"	7/16"	3	20C002FT	20C002FP	20C002FB
3	48	–	1-13/16"	1/2"	3	20C003CT	20C003CP	20C003CB
3	–	56	1-13/16"	1/2"	3	20C003FT	20C003FP	20C003FB
4	36	–	1-7/8"	9/16"	3	20C004AT	20C004AP	20C004AB
4	–	40	1-7/8"	9/16"	3	20C004CT	20C004CP	20C004CB
4	–	48	1-7/8"	9/16"	3	20C004FT	20C004FP	20C004FB
5	40	–	1-15/16"	5/8"	3	20C005CT	20C005CP	20C005CB
5	–	44	1-15/16"	5/8"	3	20C005FT	20C005FP	20C005FB
6	32	–	2"	11/16"	3	20C006CT	20C006CP	20C006CB
6	–	40	2"	11/16"	3	20C006FT	20C006FP	20C006FB
8	32	–	2-1/8"	3/4"	4	20C008CT	20C008CP	20C008CB
8	–	36	2-1/8"	3/4"	4	20C008FT	20C008FP	20C008FB
10	24	–	2-3/8"	7/8"	4	20C010CT	20C010CP	20C010CB
10	–	32	2-3/8"	7/8"	4	20C010FT	20C010FP	20C010FB
12	24	–	2-3/8"	15/16"	4	20C012CT	20C012CP	20C012CB
12	–	28	2-3/8"	15/16"	4	20C012FT	20C012FP	20C012FB
1/4"	20	–	2-1/2"	1"	4	20C116CT	20C116CP	20C116CB
1/4"	–	28	2-1/2"	1"	4	20C116FT	20C116FP	20C116FB
5/16"	18	–	2-23/32"	1-1/8"	4	20C120CT	20C120CP	20C120CB
5/16"	–	24	2-23/32"	1-1/8"	4	20C120FT	20C120FP	20C120FB
3/8"	16	–	2-15/16"	1-1/4"	4	20C124CT	20C124CP	20C124CB
3/8"	–	24	2-15/16"	1-1/4"	4	20C124FT	20C124FP	20C124FB

#0 thru 1/4" - 12 per pack, 5/16" thru 1/2" - 6 per pack, 9/16" thru 1" - 3 per pack, 1-1/8" and up - individually packaged

## GENERAL PURPOSE HAND TAPS

### 2000C SERIES

#### GENERAL PURPOSE CARBON

Taper, Plug, & Bottoming / Through or Blind Hole  
Fractional & Metric / Bright



2000C

Size	NC	NF	Overall Length	Length of Thread	No. of Flutes	2000C Order No.		
						Taper	Plug	Bottoming
7/16"	14	-	3-5/32"	1-7/16"	4	20C128CT	20C128CP	20C128CB
7/16"	-	20	3-5/32"	1-7/16"	4	20C128FT	20C128FP	20C128FB
1/2"	13	-	3-3/8"	1-21/32"	4	20C132CT	20C132CP	20C132CB
1/2"	-	20	3-3/8"	1-21/32"	4	20C132FT	20C132FP	20C132FB
9/16"	12	-	3-19/32"	1-21/32"	4	20C136CT	20C136CP	20C136CB
9/16"	-	18	3-19/32"	1-21/32"	4	20C136FT	20C136FP	20C136FB
5/8"	11	-	3-13/16"	1-13/16"	4	20C140CT	20C140CP	20C140CB
5/8"	-	18	3-13/16"	1-13/16"	4	20C140FT	20C140FP	20C140FB
3/4"	10	-	4-1/4"	2"	4	20C148CT	20C148CP	20C148CB
3/4"	-	16	4-1/4"	2"	4	20C148FT	20C148FP	20C148FB
7/8"	9	-	4-11/16"	2-7/32"	4	20C156CT	20C156CP	20C156CB
7/8"	-	14	4-11/16"	2-7/32"	4	20C156FT	20C156FP	20C156FB
1"	8	-	5-1/8"	2-1/2"	4	20C164CT	20C164CP	20C164CB
1"	-	12	5-1/8"	2-1/2"	4	20C164FT	20C164FP	20C164FB
1-1/8"	7	-	5-7/16"	2-9/16"	4	20C208CT	20C208CP	20C208CB
1-1/8"	-	12	5-7/16"	2-9/16"	4	20C208FT	20C208FP	20C208FB
1-1/4"	7	-	5-3/4"	2-9/16"	4	20C216CT	20C216CP	20C216CB
1-1/4"	-	12	5-3/4"	2-9/16"	6	20C216FT	20C216FP	20C216FB
1-3/8"	6	-	6-1/16"	3"	6	20C224CT	20C224CP	20C224CB
1-3/8"	-	12	6-1/16"	3"	6	20C224FT	20C224FP	20C224FB
1-1/2"	6	-	6-3/8"	3"	6	20C232CT	20C232CP	20C232CB
1-1/2"	-	12	6-3/8"	3"	6	20C232FT	20C232FP	20C232FB
Size (mm)	Pitch (mm)		Overall Length	Length of Thread	No. of Flutes	Taper	Plug	Bottoming
4	0.70	-	2-1/4"	5/16"	4	20C040AT	20C040AP	20C040AB
5	0.80	-	2-1/2"	3/8"	4	20C050AT	20C050AP	20C050AB
6	1.00	-	2-1/2"	3/8"	4	20C060AT	20C060AP	20C060AB
8	1.00	-	2-3/4"	7/16"	4	20C080AT	20C080AP	20C080AB
8	1.25	-	2-3/4"	7/16"	4	20C080BT	20C080BP	20C080BB
10	1.00	-	3"	1/2"	4	20C100AT	20C100AP	20C100AB
10	1.25	-	3"	1/2"	4	20C100BT	20C100BP	20C100BB
10	1.50	-	3"	9/16"	4	20C100CT	20C100CP	20C100CB
12	1.50	-	3-1/4"	9/16"	4	20C120AT	20C120AP	20C120AB
12	1.75	-	3-1/4"	9/16"	4	20C120BT	20C120BP	20C120BB
14	2.00	-	3-5/8"	5/8"	4	20C140AT	20C140AP	20C140AB
16	2.00	-	3-3/4"	11/16"	4	20C160AT	20C160AP	20C160AB

4 mm thru 6 mm - 12 per pack , 8 mm thru 12 mm - 6 per pack, 13 mm and up - individually packaged



# GENERAL PURPOSE POWER TAPS

# SST

## SST POWER TAPS 03A/ 03BSERIES

### HIGH SPEED STEEL

#### Plug / Through Hole

#### Machine Screw / Fractional / Bronze Oxide

Specially designed for use on reversible portable drills, SST™ power taps are guaranteed to work faster and last longer than standard taps in steel, stainless steel and other ferrous or non-ferrous metals. SST™ power taps eliminate slow hand tapping to increase productivity and reduce overall production costs.

- ▷ 3 flats to fit any drill chuck without slippage
- ▷ Special power tip ejects chips ahead of tap and self-aligns with hole axis for high quality threads
- ▷ Premium HSS body, ground threads, 3-flute plug style with SST surface treatment for long tap life
- ▷ Special long and resistant shank for tapping deep or difficult-to-reach holes
- ▷ Packaged in reusable plastic packaging



Tap Size	Overall Length	Drill Size	Order No.	Std. Pkg.	Std. Ctn.
6-32 NC	2 1/2"	#36	03A561	1	10
6-40 NF	2 1/2"	#33	03A564	1	10
8-32 NC	2 13/16"	#29	03A581	1	10
8-36 NF	2 13/16"	#29	03A584	1	10
10-24 NC	2 13/16"	#25	03A601	1	10
10-32 NF	2 13/16"	#21	03A604	1	10
12-24 NC	3 3/16"	#16	03A621	1	10
12-28 NF	3 3/16"	#15	03A624	1	10
1/4"-20 NC	3 3/16"	#7	03B541	1	10
1/4"-28 NF	3 3/16"	#3	03B544	1	10
5/16"-18 NC	3 11/16"	F	03B551	1	10
5/16"-24 NF	3 11/16"	I	03B554	1	10
3/8"-16 NC	4 3/32"	5/16"	03B561	1	10
3/8"-24 NF	4 3/32"	Q	03B564	1	10
7/16"-14 NC	4 3/32"	U	03B571	1	10
7/16"-20 NF	3 15/16"	25/64"	03B574	1	10
1/2"-13 NC	4 5/16"	27/64"	03B581	1	10
1/2"-20 NF	4 5/16"	29/64"	03B584	1	10
9/16"-12 NC	4 5/16"	31/64"	03B591	1	10
9/16"-18 NF	4 5/16"	33/64"	03B594	1	10
5/8"-11 NC	4 5/16"	17/32"	03B601	1	10
5/8"-18 NF	4 5/16"	37/64"	03B604	1	10
3/4"-10 NC	4 5/16"	21/32"	03B621	1	10
3/4"-16 NF	4 5/16"	11/16"	03B624	1	10
7/8"-9 NC	4 5/16"	49/64"	03B641	1	10
7/8"-14 NF	4 5/16"	13/16"	03B644	1	10
1"-8 NC	4 5/16"	7/8"	03B661	1	10
1"-12 NF	4 5/16"	59/64"	03B664	1	10

Tap drill size marked on shank (tap sizes 12-24 and over).

**GUARANTEED TO TAP FASTER AND LAST LONGER**

### Tech tip!

For increased cutting efficiency and tool life, use TAPCUT lubricant.

## GENERAL PURPOSE SPIRAL POINT TAPS

The angular flutes at the front end of these taps propel the chips ahead of the tap. This reduces loading and clogging in the flutes. Spiral Point taps are ideal for production tapping through holes. Sometimes referred to as "Gun Taps," spiral point taps "shoot" the chips ahead of the tap.

- ▷ *Spiral point taps eject chips ahead of the tap for reduced loading and clogging in flutes*
- ▷ *Bright finish for increased lubricity*
- ▷ *Black oxide surface treatment for longer life*



### 2100N SERIES

#### GENERAL PURPOSE HIGH SPEED STEEL

Plug / Through Hole

Machine Screw / Black Oxide

### 2100N SERIES

#### GENERAL PURPOSE HIGH SPEED STEEL

Plug / Through Hole

Fractional / Black Oxide



2100N

Size	NC	NF	Overall Length	Length of Thread	No. of Flutes	Pitch Dia. Limits	2100N Order No. Plug
0	-	80	1-5/8"	5/16"	2	H1	21N000FP
1	64	-	1-11/16"	3/8"	2	H1	21N001CP
1	-	72	1-11/16"	3/8"	2	H1	21N001FP
2	56	-	1-3/4"	7/16"	2	H2	21N002CP
2	-	64	1-3/4"	7/16"	2	H2	21N002FP
3	48	-	1-13/16"	1/2"	2	H2	21N003CP
3	-	56	1-13/16"	1/2"	2	H2	21N003FP
4	40	-	1-7/8"	9/16"	2	H2	21N004CP
4	-	48	1-7/8"	9/16"	2	H2	21N004FP
4	-	36	1-7/8"	9/16"	2	H2	21N004SP
5	40	-	1-15/16"	5/8"	2	H2	21N005CP
5	-	44	1-15/16"	5/8"	2	H2	21N005FP
6	32	-	2"	11/16"	2	H3	21N006CP
6	-	40	2"	11/16"	2	H2	21N006FP
8	32	-	2-1/8"	3/4"	2	H3	21N008CP
8	-	36	2-1/8"	3/4"	2	H2	21N008FP
10	24	-	2-3/8"	7/8"	2	H3	21N010CP
10	-	32	2-3/8"	7/8"	2	H3	21N010FP
12	24	-	2-3/8"	15/16"	2	H3	21N012CP
12	-	28	2-3/8"	15/16"	2	H3	21N012FP

Size	NC	NF	Overall Length	Length of Thread	No. of Flutes	Pitch Dia. Limits	2100N Order No. Plug
1/4"	20	-	2-1/2"	1"	2	H3	21N116CP
1/4"	-	28	2-1/2"	1"	2	H3	21N116FP
5/16"	18	-	2-23/32"	1-1/8"	2	H3	21N120CP
5/16"	-	24	2-23/32"	1-1/8"	2	H3	21N120FP
3/8"	16	-	2-15/16"	1-1/4"	3	H3	21N124CP
3/8"	-	24	2-15/16"	1-1/4"	3	H3	21N124FP
7/16"	14	-	3-5/32"	1-7/16"	3	H3	21N128CP
7/16"	-	20	3-5/32"	1-7/16"	3	H3	21N128FP
1/2"	13	-	3-3/8"	1-21/32"	3	H3	21N132CP
1/2"	-	20	3-3/8"	1-21/32"	3	H3	21N132FP
9/16"	12	-	3-19/32"	1-21/32"	3	H3	21N136CP
9/16"	-	18	3-19/32"	1-21/32"	3	H3	21N136FP
5/8"	11	-	3-13/16"	1-13/16"	3	H3	21N140CP
5/8"	-	18	3-13/16"	1-13/16"	3	H3	21N140FP
3/4"	10	-	4-1/4"	2"	3	H3	21N148CP
3/4"	-	16	4-1/4"	2"	3	H3	21N148FP

All sizes are individually packaged

### 2850 SERIES

#### GENERAL PURPOSE HIGH SPEED STEEL

Plug / Through Hole

Metric / Bright



2850

Size (mm)	Pitch Dia. (mm)	No. of Flutes	Pitch Dia. Limits	2850 Order No. Plug
1,6	0,35	2	D3	285A016A
1,8	0,35	2	D3	285A018A
2	0,4	2	D3	285A020A
2,2	0,45	2	D3	285A022A
2,5	0,45	2	D3	285A025A
3	0,5	2	D3	285A030A
3,5	0,6	2	D4	285A035A
4	0,7	2	D4	285A040A
4,5	0,75	2	D4	285A045A
5	0,8	2	D4	285A050A
6	1	2	D5	285A060A
6,3	1	2	D5	285A063A
7	1	2	D5	285A070A

Size (mm)	Pitch Dia. (mm)	No. of Flutes	Pitch Dia. Limits	2850 Order No. Plug
8.0	1.25	2	D5	285A080A
8.0	1.00	2	D5	285A080B
10	1.50	3	D6	285A100A
10	1.25	3	D5	285A100B
12	1.75	3	D6	285A120A
12	1.25	3	D5	285A120C
14	2.00	3	D7	285A140A
14	1.50	3	D6	285A140B
16	2.00	3	D7	285A160A
16	1.50	3	D6	285A160B
18	2.50	4	D7	285A180A
20	2.50	4	D7	285A200A
20	1.50	4	D6	285A200B

# GENERAL PURPOSE SPIRAL POINT TAPS

## 2100 SERIES

**GENERAL PURPOSE HIGH SPEED STEEL**

Plug / Through Hole  
Machine Screw / Bright



2100

Size	NC	NF	Overall Length	Length of Thread	No. of Flutes	Pitch Dia. Limits	2100 Order No. Plug
0	-	80	1-5/8"	5/16"	2	H1	21A000FP
1	64	-	1-11/16"	3/8"	2	H1	21A001CP
1	-	72	1-11/16"	3/8"	2	H1	21A001FP
2	56	-	1-3/4"	7/16"	2	H2	21A002CP
2	-	64	1-3/4"	7/16"	2	H2	21A002FP
3	48	-	1-13/16"	1/2"	2	H2	21A003CP
3	-	56	1-13/16"	1/2"	2	H2	21A003FP
4	40	-	1-7/8"	9/16"	2	H2	21A004CP
4	-	48	1-7/8"	9/16"	2	H2	21A004FP
4	-	36	1-7/8"	9/16"	2	H2	21A004SP
5	40	-	1-15/16"	5/8"	2	H2	21A005CP
5	-	44	1-15/16"	5/8"	2	H2	21A005FP
6	32	-	2"	11/16"	2	H3	21A006CP
6	-	40	2"	11/16"	2	H2	21A006FP
8	32	-	2-1/8"	3/4"	2	H3	21A008CP
8	-	36	2-1/8"	3/4"	2	H2	21A008FP
10	24	-	2-3/8"	7/8"	2	H3	21A010CP
10	-	32	2-3/8"	7/8"	2	H3	21A010FP
12	24	-	2-3/8"	15/16"	2	H3	21A012CP
12	-	28	2-3/8"	15/16"	2	H3	21A012FP

## 2100E SERIES

**GENERAL PURPOSE HIGH SPEED STEEL**

Plug / Through Hole  
Machine Screw / Bright



2100E

Size	NC	NF	Overall Length	Length of Thread	No. of Flutes	Pitch Dia. Limits	2100E Order No. Plug
0	-	80	1-5/8"	5/16"	2	H1	21E000FP
1	64	-	1-11/16"	3/8"	2	H1	21E001CP
1	-	72	1-11/16"	3/8"	2	H1	21E001FP
2	56	-	1-3/4"	7/16"	2	H2	21E002CP
2	-	64	1-3/4"	7/16"	2	H2	21E002FP
3	48	-	1-13/16"	1/2"	2	H2	21E003CP
3	-	56	1-13/16"	1/2"	2	H2	21E003FP
4	40	-	1-7/8"	9/16"	2	H2	21E004CP
4	-	36	1-7/8"	9/16"	2	H2	21E004SP
4	-	48	1-7/8"	9/16"	2	H2	21E004FP
5	40	-	1-15/16"	5/8"	2	H2	21E005CP
5	-	44	1-15/16"	5/8"	2	H2	21E005FP
6	32	-	2"	11/16"	2	H3	21E006CP
6	-	40	2"	11/16"	2	H2	21E006FP
8	32	-	2-1/8"	3/4"	2	H3	21E008CP
8	-	36	2-1/8"	3/4"	2	H2	21E008FP
10	24	-	2-3/8"	7/8"	2	H3	21E010CP
10	-	32	2-3/8"	7/8"	2	H3	21E010FP
12	24	-	2-3/8"	15/16"	2	H3	21E012CP
12	-	28	2-3/8"	15/16"	2	H3	21E012FP

## 2100 SERIES

**GENERAL PURPOSE HIGH SPEED STEEL**

Plug / Through Hole  
Fractional / Bright

Size	NC	NF	Overall Length	Length of Thread	No. of Flutes	Pitch Dia. Limits	2100 Order No. Plug
1/4"	20	-	2-1/2"	1"	2	H3	21A116CP
1/4"	-	28	2-1/2"	1"	2	H3	21A116FP
5/16"	18	-	2-23/32"	1-1/8"	2	H3	21A120CP
5/16"	-	24	2-23/32"	1-1/8"	2	H3	21A120FP
3/8"	16	-	2-15/16"	1-1/4"	3	H3	21A124CP
3/8"	-	24	2-15/16"	1-1/4"	3	H3	21A124FP
7/16"	14	-	3-5/32"	1-7/16"	3	H3	21A128CP
7/16"	-	20	3-5/32"	1-7/16"	3	H3	21A128FP
1/2"	13	-	3-3/8"	1-21/32"	3	H3	21A132CP
1/2"	-	20	3-3/8"	1-21/32"	3	H3	21A132FP
9/16"	12	-	3-19/32"	1-21/32"	3	H3	21A136CP
9/16"	-	18	3-19/32"	1-21/32"	3	H3	21A136FP
5/8"	11	-	3-13/16"	1-13/16"	3	H3	21A140CP
5/8"	-	18	3-13/16"	1-13/16"	3	H3	21A140FP
3/4"	10	-	4-1/4"	2"	3	H3	21A148CP
3/4"	-	16	4-1/4"	2"	3	H3	21A148FP

All sizes are individually packaged

## 2100E SERIES

**GENERAL PURPOSE HIGH SPEED STEEL**

Plug / Through Hole  
Fractional / Bright

Size	NC	NF	Overall Length	Length of Thread	No. of Flutes	Pitch Dia. Limits	2100E Order No. Plug
1/4"	20	-	2-1/2"	1"	2	H3	21E116CP
1/4"	-	28	2-1/2"	1"	2	H3	21E116FP
5/16"	18	-	2-23/32"	1-1/8"	2	H3	21E120CP
5/16"	-	24	2-23/32"	1-1/8"	2	H3	21E120FP
3/8"	16	-	2-15/16"	1-1/4"	3	H3	21E124CP
3/8"	-	24	2-15/16"	1-1/4"	3	H3	21E124FP
7/16"	14	-	3-5/32"	1-7/16"	3	H3	21E128CP
7/16"	-	20	3-5/32"	1-7/16"	3	H3	21E128FP
1/2"	13	-	3-3/8"	1-21/32"	3	H3	21E132CP
1/2"	-	20	3-3/8"	1-21/32"	3	H3	21E132FP
9/16"	12	-	3-19/32"	1-21/32"	3	H3	21E136CP
9/16"	-	18	3-19/32"	1-21/32"	3	H3	21E136FP
5/8"	11	-	3-13/16"	1-13/16"	3	H3	21E140CP
5/8"	-	18	3-13/16"	1-13/16"	3	H3	21E140FP
3/4"	10	-	4-1/4"	2"	3	H3	21E148CP
3/4"	-	16	4-1/4"	2"	3	H3	21E148FP
7/8"	9	-	4-11/16"	2-7/32"	3	H4	21E156CP
7/8"	-	14	4-11/16"	2-7/32"	3	H4	21E156FP
1"	8	-	5-1/8"	2-1/2"	3	H4	21E164CP
1"	-	12	5-1/8"	2-1/2"	3	H4	21E164FP
1"	-	14	5-1/8"	2-1/2"	3	H4	21E164SP

#0 thru 1/4" - 12 per pack, 5/16" thru 1/2" - 6 per pack, 9/16" thru 1" - 3 per pack

## GENERAL PURPOSE OVERSIZE SPIRAL POINT TAPS

Oversize taps are similar in design to a standard tap, but with a pitch diameter that is usually 0.003" to 0.005" larger than standard. Oversize taps are used primarily where a part will be plated or treated after tapping. Available in H7 or H11 limits, in hand taps (2003 and 2005 series) or spiral point (2103 and 2105 series).

▷ All sizes are individually packaged

### 2105 SERIES

#### GENERAL PURPOSE HIGH SPEED STEEL

Fractional / Bright

.005" Oversize / Plug / Through Hole



2105

Size	NC	NF	No. of Flutes	2105 Order No.	
				Plug	
5/16"	18	–	2	215A120CP	
3/8"	16	–	3	215A124CP	
7/16"	14	–	3	215A128CP	
1/2"	13	–	3	215A132CP	
5/8"	11	–	3	215A140CP	

## GENERAL PURPOSE OVERSIZED HAND TAPS

Oversize taps are similar in design to a standard tap, but with a pitch diameter that is usually 0.003" to 0.005" larger than standard. Oversize taps are used primarily where a part will be plated or treated after tapping. Available in H7 or H11 limits, in hand taps (2003 and 2005 series) or spiral point (2103 and 2105 series).

▷ All sizes are individually packaged

### 2005 SERIES

#### GENERAL PURPOSE HIGH SPEED STEEL

.005" Oversize / Plug & Bottoming

Through or Blind Hole

Fractional / Bright



2005

Size	NC	Pitch Dia. Limits	No. of Flutes	2005 Order No.	
				Plug	Bottoming
1/4"	20	H11	4	205A116CP	–
5/16"	18	H11	4	205A120CP	205A120CB
3/8"	16	H11	4	205A124CP	205A124CB
7/16"	14	H11	4	205A128CP	205A128CB
1/2"	13	H11	4		205A132CB
5/8"	11	H11	4	205A140CP	205A140CB



# PRODUCTION TAPS

## ANSI PRODUCTION TAPS

**NITRO-MAX**

Produced with a reduced neck to allow for longer reach, improved coolant flow, and easier chip evacuation. Can be used in a wide range of material groups, including difficult-to-machine materials such as High Tensile Strength Steels and Stainless Steel.

- ▷ Extremely versatile high speed steel with high speed carbon and vanadium contents for exceptional abrasion resistance
- ▷ Offer higher heat resistance and red hardness over conventional High Speed Steel taps
- ▷ Can be used for production threading with both conventional or CNC equipment
- ▷ Black Oxide surface treatment provides improved lubricity and helps prevent the formation of built-up edge
- ▷ Manufactured to industry recognized USCTI 302A Standards
- ▷ All sizes are individually packaged

### 2150N SERIES

#### PRODUCTION M4 PREMIUM HSS

Spiral Point / Plug Chamfer / Through Hole

Machine Screw, Fractional, & Metric / Black Oxide



2150N

	Size	NC	NF	Overall Length	Square Size	No. of Flutes	Pitch Dia. Limits	Tap/Drill Size (75%)	2150N Order No.
Machine Screw & Fractional Sizes	6	32	–	2"	0.110"	2	H3	#36	215N006C
	8	32	–	2-1/8"	0.131"	3	H3	#29	215N008C
	10	24	–	2-3/8"	0.152"	3	H3	#25	215N010C
	10	–	32	2-3/8"	0.152"	3	H3	#21	215N010F
	1/4"	20	–	2-1/2"	0.191"	3	H3	#7	215N116C
	1/4"	–	28	2-1/2"	0.191"	3	H3	#3	215N116F
	5/16"	18	–	2-23/32"	0.238"	3	H3	F	215N120C
	5/16"	–	24	2-23/32"	0.238"	3	H3	I	215N120F
	3/8"	16	–	2-15/16"	0.286"	3	H3	5/16"	215N124C
	3/8"	–	24	2-15/16"	0.286"	3	H3	Q	215N124F
	7/16"	14	–	3-5/32"	0.242"	3	H3	U	215N128C
	7/16"	–	20	3-5/32"	0.242"	3	H3	W	215N128F
	1/2"	13	–	3-3/8"	0.275"	3	H3	27/64"	215N132C
	1/2"	–	20	3-3/8"	0.275"	3	H3	29/64"	215N132F
	5/8"	11	–	3-13/16"	0.360"	3	H3	17/32"	215N140C
	5/8"	–	18	3-13/16"	0.360"	3	H3	37/64"	215N140F
	3/4"	10	–	4-1/4"	0.442"	3	H3	21/32"	215N148C
	3/4"	–	16	4-1/4"	0.442"	3	H3	11/16"	215N148F

	Size	Pitch (mm)	Overall Length	Square Size	No. of Flutes	Pitch Dia. Limits	Tap/Drill Size (75%)	2150N Order No.
Metric Sizes	M4	0.7	2-1/8"	0.131"	3	D4	#30	215N040A
	M5	0.8	2-3/8"	0.152"	3	D4	#19	215N050A
	M6	1.0	2-1/2"	0.191"	3	D5	#9	215N060A
	M8	1.25	2-23/32"	0.238"	3	D5	H	215N080A
	M10	1.5	2-15/16"	0.286"	3	D6	Q	215N100A
	M12	1.75	3-3/8"	0.275"	3	D6	Y	215N120A

# ANSI PRODUCTION TAPS

## 2160N SERIES

### PRODUCTION M4 PREMIUM HSS

High Spiral Flute / Bottoming Chamfer / Blind Hole  
Machine Screw, Fractional, & Metric / Black Oxide



2160N



	Size	NC	NF	Overall Length	Square Size	No. of Flutes	Pitch Dia. Limits	Tap/Drill Size (75%)	2160N Order No.
Machine Screw & Fractional Sizes	6	32	-	2"	0.110"	3	H3	#36	216N006C
	8	32	-	2-1/8"	0.131"	3	H3	#29	216N008C
	10	24	-	2-3/8"	0.152"	3	H3	#25	216N010C
	10	-	32	2-3/8"	0.152"	3	H3	#21	216N010F
	1/4"	20	-	2-1/2"	0.191"	3	H3	#7	216N116C
	1/4"	-	28	2-1/2"	0.191"	3	H3	#3	216N116F
	5/16"	18	-	2-23/32"	0.238"	3	H3	F	216N120C
	5/16"	-	24	2-23/32"	0.238"	3	H3	I	216N120F
	3/8"	16	-	2-15/16"	0.286"	3	H3	5/16"	216N124C
	3/8"	-	24	2-15/16"	0.286"	3	H3	Q	216N124F
	7/16"	14	-	3-5/32"	0.242"	3	H3	U	216N128C
	7/16"	-	20	3-5/32"	0.242"	3	H3	W	216N128F
	1/2"	13	-	3-3/8"	0.275"	3	H3	27/64"	216N132C
	1/2"	-	20	3-3/8"	0.275"	3	H3	29/64"	216N132F
	5/8"	11	-	3-13/16"	0.360"	4	H3	17/32"	216N140C
	5/8"	-	18	3-13/16"	0.360"	4	H3	37/64"	216N140F
	3/4"	10	-	4-1/4"	0.442"	4	H3	21/32"	216N148C
	3/4"	-	16	4-1/4"	0.442"	4	H3	11/16"	216N148F

	Size	Pitch (mm)	Overall Length	Square Size	No. of Flutes	Pitch Dia. Limits	Tap/Drill Size (75%)	2160N Order No.
Metric Sizes	M4	0.7	2-1/8"	0.131"	3	D4	#30	216N040A
	M5	0.8	2-3/8"	0.152"	3	D4	#19	216N050A
	M6	1.0	2-1/2"	0.191"	3	D5	#9	216N060A
	M8	1.25	2.23/32"	0.238"	3	D5	H	216N080A
	M10	1.5	2.15/16"	0.286"	3	D6	Q	216N100A
	M12	1.75	3.3/8"	0.275"	3	D6	Y	216N120A

## DIN/ANSI PRODUCTION TAPS

Manufactured to DIN/ANSI specifications, with DIN lengths to allow for longer reach and deeper threading in a single pass.

**NITRO-MAX**

- ▷ *Manufactured from M4 HSS, an extremely versatile high speed steel with high carbon and vanadium contents for exceptional abrasion-resistance*
- ▷ *Offer higher heat resistance and red hardness over conventional High Speed Steel taps*
- ▷ *TiCN (Titanium Carbo Nitride) coating*
  - *helps to reduce galling, microwelding, seizing, and adhesive wear*
  - *allows for a smoother threading operation*
  - *helps to hold sharp edges and reduces the coefficient of friction*
- ▷ *All sizes are individually packaged*

### 2250N SERIES

#### PRODUCTION M4 PREMIUM HSS

Spiral Point / Plug Chamfer / Through Hole

Machine Screw, Fractional, & Metric / TiCN Coated



2250N

Machine Screw & Fractional Sizes	Size	NC	NF	Overall Length	Square Size	No. of Flutes	Pitch Dia. Limits	Tap/Drill Size (75%)	2250N Order No.
	4	40	–	2.21"	0.110"	2	H2	#43	225N004C
6	32	–	2.21"	0.110"	2	H3	#36	225N006C	
8	32	–	2.48"	0.131"	3	H3	#29	225N008C	
10	24	–	2.76"	0.152"	3	H3	#25	225N010C	
10	–	32	2.76"	0.152"	3	H3	#21	225N010F	
1/4"	20	–	3.15"	0.191"	3	H3	#7	225N116C	
1/4"	–	28	3.15"	0.191"	3	H3	#3	225N116F	
5/16"	18	–	3.54"	0.238"	3	H3	F	225N120C	
5/16"	–	24	3.54"	0.238"	3	H3	I	225N120F	
3/8"	16	–	3.94"	0.286"	3	H3	5/16"	225N124C	
3/8"	–	24	3.94"	0.286"	3	H3	Q	225N124F	
7/16"	14	–	3.94"	0.242"	3	H3	U	225N128C	
7/16"	–	20	3.94"	0.242"	3	H3	W	225N128F	
1/2"	13	–	4.33"	0.275"	3	H3	27/64"	225N132C	
1/2"	–	20	4.33"	0.275"	3	H3	29/64"	225N132F	
5/8"	11	–	4.33"	0.360"	3	H3	17/32"	225N140C	
5/8"	–	18	4.33"	0.360"	3	H3	37/64"	225N140F	
3/4"	10	–	4.92"	0.442"	3	H3	21/32"	225N148C	
3/4"	–	16	4.92"	0.442"	3	H3	11/16"	225N148F	

Metric Sizes	Size	Pitch (mm)	Overall Length	Square Size	No. of Flutes	Pitch Dia. Limits	Tap/Drill Size (75%)	2250N Order No.
	M4	0.7	2.48"	0.131"	3	D4	#30	225N040A
M5	0.8	2.76"	0.152"	3	D4	#19	225N050A	
M6	1.0	3.15"	0.191"	3	D5	#9	225N060A	
M8	1.25	3.54"	0.238"	3	D5	H	225N080A	
M10	1.5	3.94"	0.286"	3	D6	Q	225N100A	
M12	1.75	4.33"	0.275"	3	D6	Y	225N120A	
M16	2.0	4.33"	0.360"	3	D7	35/64"	225N160A	

# DIN/ANSI PRODUCTION TAPS

## 2260N SERIES

### PRODUCTION M4 PREMIUM HSS

High Spiral Flute / Bottoming Chamfer / Blind Hole  
Machine Screw, Fractional, & Metric / TiCN Coated

**NITRO-MAX**



2260N



	Size	NC	NF	Overall Length	Square Size	No. of Flutes	Pitch Dia. Limits	Tap/Drill Size (75%)	2260N Order No.
	Machine Screw & Fractional Sizes	4	40	–	2.21"	0.110"	3	H2	#43
6		32	–	2.21"	0.110"	3	H3	#36	226N006C
8		32	–	2.48"	0.131"	3	H3	#29	226N008C
10		24	–	2.76"	0.152"	3	H3	#25	226N010C
10		–	32	2.76"	0.152"	3	H3	#21	226N010F
1/4"		20	–	3.15"	0.191"	3	H3	#7	226N116C
1/4"		–	28	3.15"	0.191"	3	H3	#3	226N116F
5/16"		18	–	3.54"	0.238"	3	H3	F	226N120C
5/16"		–	24	3.54"	0.238"	3	H3	I	226N120F
3/8"		16	–	3.94"	0.286"	3	H3	5/16"	226N124C
3/8"		–	24	3.94"	0.286"	3	H3	Q	226N124F
7/16"		14	–	3.94"	0.242"	3	H3	U	226N128C
7/16"		–	20	3.94"	0.242"	3	H3	W	226N128F
1/2"		13	–	4.33"	0.275"	3	H3	27/64"	226N132C
1/2"		–	20	4.33"	0.275"	3	H3	29/64"	226N132F
5/8"		11	–	4.33"	0.360"	4	H3	17/32"	226N140C
5/8"		–	18	4.33"	0.360"	4	H3	37/64"	226N140F
3/4"		10	–	4.92"	0.442"	4	H3	21/32"	226N148C
3/4"		–	16	4.92"	0.442"	4	H3	11/16"	226N148F

	Size	Pitch (mm)	Overall Length	Square Size	No. of Flutes	Pitch Dia. Limits	Tap/Drill Size (75%)	2260N Order No.
	Metric Sizes	M4	0.7	2.48"	0.131"	3	D4	#30
M5		0.8	2.76"	0.152"	3	D4	#19	226N050A
M6		1.0	3.15"	0.191"	3	D5	#9	226N060A
M8		1.25	3.54"	0.238"	3	D5	H	226N080A
M10		1.5	3.94"	0.286"	3	D6	Q	226N100A
M12		1.75	4.33"	0.275"	3	D6	Y	226N120A
M16		2.0	4.33"	0.360"	4	D7	35/64"	226N160A



## PRODUCTION THREAD FORMING TAPS

Thread forming taps “form” the thread in malleable materials without cutting, eliminating chips. This allows for increased speeds & feeds, and a cleaner threading environment.

- ▷ *Manufactured from M4 HSS, an extremely versatile high speed steel with high carbon and vanadium contents for exceptional abrasion-resistance*
- ▷ *Offer higher heat resistance and red hardness over conventional High Speed Steel taps*
- ▷ *TiCN (Titanium Carbo Nitride) coating*
  - *helps to reduce galling, microwelding, seizing, and adhesive wear*
  - *allows for a smoother threading operation*
  - *helps to hold sharp edges and reduces the coefficient of friction*
- ▷ *All sizes are individually packaged*

**NITRO-MAX**

### 2270N SERIES

#### PRODUCTION M4 PREMIUM HSS

Fluteless / Bottoming Chamfer / Through or Blind Hole  
Machine Screw, Fractional & Metric / TiCN Coated



Machine Screw & Fractional Sizes	Size	NC	NF	Overall Length	Square Size	No. of Flutes	Pitch Dia. Limits	Tap/Drill Size (65%)	2270N Order No.
	4	40	–	2.21”	0.110”	0	H5	#39	227N004C
	6	32	–	2.21”	0.110”	0	H5	1/8”	227N006C
	8	32	–	2.48”	0.131”	0	H5	#25	227N008C
	10	24	–	2.76”	0.152”	0	H6	11/64”	227N010C
	10	–	32	2.76”	0.152”	0	H6	#16	227N010F
	1/4”	20	–	3.15”	0.191”	0	H6	#1	227N116C
	1/4”	–	28	3.15”	0.191”	0	H6	A	227N116F
	5/16”	18	–	3.54”	0.238”	0	H7	7.3 mm	227N120C
	5/16”	–	24	3.54”	0.238”	0	H7	M	227N120F
	3/8”	16	–	3.94”	0.286”	0	H7	S	227N124C
	3/8”	–	24	3.94”	0.286”	0	H7	T	227N124F

Metric Sizes	Size	Pitch (mm)	Overall Length	Square Size	No. of Flutes	Pitch Dia. Limits	Tap/Drill Size (65%)	2270N Order No.
	M4	0.7	2.48”	0.131”	0	D7	#27	227N040A
	M5	0.8	2.76”	0.152”	0	D8	#14	227N050A
	M6	1.0	3.15”	0.191”	0	D9	7/32”	227N060A
	M8	1.25	3.54”	0.238”	0	D10	M	227N080A
M10	1.5	3.94”	0.286”	0	D11	U	227N100A	

# PRODUCTION MULTI-APPLICATION SPIRAL POINT TAPS

These taps are designed for machine tapping in a wide range of material groups, including difficult-to-machine materials such as stainless steel. The NITRO® multiapplication tap improves thread quality and aids in chip evacuation, eliminating bird nesting.

Available in both spiral point and spiral flute designs, in fractional and metric sizes.

- ▷ *Spiral point taps eject chips ahead of the tap*
- ▷ *A good choice for CNC and machine tapping*
- ▷ *Bright finish for increased lubricity*
- ▷ *All sizes are individually packaged*



## 2100PS SERIES

### PRODUCTION HIGH SPEED STEEL

Plug / Through Hole

Machine Screw & Fractional / Bright

## 2100PS SERIES

### PRODUCTION HIGH SPEED STEEL

Plug / Through Hole

Metric / Bright



2100PS

Size	NC	NF	Number of Flutes	Pitch Dia. Limits	2100PS Order No.
4	40	–	2	H2	21PS004C
4	–	48	2	H2	21PS004F
5	40	–	3	H2	21PS005C
5	–	44	3	H2	21PS005F
6	32	–	3	H3	21PS006C
6	–	40	3	H2	21PS006F
8	32	–	3	H3	21PS008C
8	–	36	3	H2	21PS008F
10	24	–	3	H3	21PS010C
10	–	32	3	H3	21PS010F
12	24	–	3	H3	21PS012C
12	–	28	3	H3	21PS012F
1/4"	20	–	3	H3	21PS116C
1/4"	–	28	3	H3	21PS116F
5/16"	18	–	3	H3	21PS120C
5/16"	–	24	3	H5	21PS120F
3/8"	16	–	3	H3	21PS124C
3/8"	–	24	3	H3	21PS124F
7/16"	14	–	3	H3	21PS128C
7/16"	–	20	3	H3	21PS128F
1/2"	13	–	3	H5	21PS132C
1/2"	–	20	3	H5	21PS132F
9/16"	12	–	3	H5	21PS136C
9/16"	–	18	3	H5	21PS136F
5/8"	11	–	3	H5	21PS140C
5/8"	–	18	3	H5	21PS140F
3/4"	10	–	3	H5	21PS148C
3/4"	–	16	3	H5	21PS148F
7/8"	9	–	3	H6	21PS156C
7/8"	–	14	3	H6	21PS156F
1"	8	–	3	H6	21PS164C
1"	–	12	3	H6	21PS164F

Size	Pitch (mm)	Number of Flutes	Pitch Dia. Limits	2100PS Order No.
M3	0.5	3	D3	21PS030A
M3.5	0.6	3	D4	21PS035A
M4	0.7	3	D4	21PS040A
M5	0.8	3	D4	21PS050A
M6	1.0	3	D5	21PS060A
M7	1.0	3	D5	21PS070A
M8	1.25	3	D5	21PS080A
M8	1.0	3	D5	21PS080B
M10	1.5	3	D6	21PS100A
M12	1.75	3	D6	21PS120A
M12	1.25	3	D5	21PS120B
M14	2.0	3	D7	21PS140A
M14	1.5	3	D6	21PS140B
M16	2.0	3	D7	21PS160A
M16	1.5	3	D6	21PS160B
M18	2.5	3	D7	21PS180A
M18	1.5	3	D6	21PS180D
M20	2.5	3	D7	21PS200A
M20	1.5	3	D6	21PS200B
M22	2.5	3	D7	21PS220A
M22	1.5	3	D6	21PS220B
M24	3.0	3	D8	21PS240A

# PRODUCTION MULTI-APPLICATION SPIRAL FLUTE TAPS



These taps are designed for machine tapping in a wide range of material groups, including difficult-to-machine materials such as stainless steel. The NITRO® multiapplication tap improves thread quality and aids in chip evacuation, eliminating bird nesting. Available in both spiral point and spiral flute designs, in fractional and metric sizes.

- ▷ *Spiral flutes pull chips up out of the workpiece*
- ▷ *Ideal for tapping blind holes*
- ▷ *Bright finish for increased lubricity*
- ▷ *All sizes are individually packaged*

## 2000PF SERIES

### PRODUCTION HIGH SPEED STEEL

Bottoming / Blind Hole  
Machine Screw & Fractional / Bright

## 2000PF SERIES

### PRODUCTION HIGH SPEED STEEL

Bottoming / Blind Hole  
Metric / Bright



2000PF

Size	NC	NF	No. of Flutes	Pitch Dia. Limits	2000PF Order No.
4	40	–	2	H2	20PF004C
4	–	48	2	H2	20PF004F
6	32	–	3	H3	20PF006C
8	32	–	3	H3	20PF008C
10	24	–	3	H3	20PF010C
10	–	32	3	H3	20PF010F
12	24	–	3	H3	20PF012C
12	–	28	3	H3	20PF012F
1/4"	20	–	3	H3	20PF116C
1/4"	–	28	3	H3	20PF116F
5/16"	18	–	3	H3	20PF120C
5/16"	–	24	3	H5	20PF120F
3/8"	16	–	3	H3	20PF124C
3/8"	–	24	3	H3	20PF124F
7/16"	14	–	3	H3	20PF128C
7/16"	–	20	3	H3	20PF128F
1/2"	13	–	3	H5	20PF132C
1/2"	–	20	3	H5	20PF132F
9/16"	12	–	3	H5	20PF136C
9/16"	–	18	3	H5	20PF136F
5/8"	11	–	4	H5	20PF140C
5/8"	–	18	4	H5	20PF140F
3/4"	10	–	4	H5	20PF148C
3/4"	–	16	4	H5	20PF148F
7/8"	9	–	4	H6	20PF156C
7/8"	–	14	4	H6	20PF156F
1"	8	–	4	H6	20PF164C
1"	–	12	4	H6	20PF164F

Size	Pitch (mm)	No. of Flutes	Pitch Dia. Limits	2000PF Order No.
M3	0.5	3	D3	20PF030A
M3.5	0.6	3	D4	20PF035A
M4	0.7	3	D4	20PF040A
M5	0.8	3	D4	20PF050A
M6	1.0	3	D5	20PF060A
M7	1.0	3	D5	20PF070A
M8	1.25	3	D5	20PF080A
M8	1.0	3	D5	20PF080B
M10	1.5	3	D6	20PF100A
M12	1.75	3	D6	20PF120A
M12	1.25	3	D5	20PF120B
M14	2.0	3	D7	20PF140A
M14	1.5	3	D6	20PF140B
M16	2.0	3	D7	20PF160A
M16	1.5	3	D6	20PF160B
M18	2.5	4	D7	20PF180A
M18	1.5	4	D6	20PF180D
M20	2.5	4	D7	20PF200A
M20	1.5	4	D6	20PF200B
M22	2.5	4	D7	20PF220A
M22	1.5	4	D6	20PF220B
M24	3.0	4	D8	20PF240A

## PRODUCTION MULTIAPPLICATION SPIRAL FLUTE TAPS

Designed for precision tapping of moderate-to-difficult-to-machine materials. Fast spiral flutes provide new efficiency in chip removal. These taps have continuous fast spiral flutes to lift and discharge chips from deep blind holes.

▷ All sizes are individually packaged

### 2000F SERIES

#### PRODUCTION HIGH SPEED STEEL

Plug & Bottoming / Blind Hole  
Machine Screw & Fractional / Bright



2000F

Size	NC	NF	Length of Thread	No. of Flutes	2000F Order No.	
					Plug	Bottoming
3	48	-	1/2"	2	20F003CP	20F003CB
4	40	-	9/16"	2	20F004CP	20F004CB
4	-	48	9/16"	2	20F004FP	20F004FB
5	40	-	5/8"	2	20F005CP	20F005CB
5	-	44	5/8"	2	20F005FP	20F005FB
6	32	-	11/16"	2	20F006CP	20F006CB
6	-	40	11/16"	2	20F006FP	20F006FB
8	32	-	3/4"	3	20F008CP	20F008CB
8	-	36	3/4"	3	20F008FP	20F008FB
10	24	-	7/8"	3	20F010CP	20F010CB
10	-	32	7/8"	3	20F010FP	20F010FB
12	24	-	1"	3	20F012CP	20F012CB
12	-	28	1"	3	20F012FP	20F012FB
1/4"	20	-	1"	3	20F116CP	20F116CB
1/4"	-	28	1"	3	20F116FP	20F116FB
5/16"	18	-	1-1/8"	3	20F120CP	20F120CB
5/16"	-	24	1-1/8"	3	20F120FP	20F120FB
3/8"	16	-	1-5/16"	3	20F124CP	20F124CB
3/8"	-	24	1-5/16"	3	20F124FP	20F124FB
7/16"	14	-	1-7/16"	3	20F128CP	20F128CB
7/16"	-	20	1-7/16"	3	20F128FP	20F128FB
1/2"	13	-	1-21/32"	3	20F132CP	20F132CB
1/2"	-	20	1-21/32"	3	20F132FP	20F132FB
5/8"	11	-	1-13/16"	4	20F140CP	20F140CB
3/4"	10	-	2-1/16"	4	20F148CP	20F148CB

## PRODUCTION THREAD FORMING TAPS

Thread forming taps "form" the thread rather than cut it, which allows the thread to be created without producing any chips. Thread forming taps can run at faster operating rates than standard cut taps, and generally have a longer tool life, sometimes up to 5x longer in some applications. Ideal in materials such as aluminum, brass, copper, low carbon steels, zinc, and 302-303 stainless steel.

- ▷ Thread forming does not produce any chips
- ▷ Thread forming taps have a longer tool life
- ▷ Formed threads are generally stronger than cut threads
- ▷ All sizes are individually packaged

### 2090 SERIES

#### PRODUCTION HIGH SPEED STEEL

Plug & Bottoming / Through or Blind Hole  
Machine Screw & Fractional / Bright



2090

Size	NC	NF	2090 Order No.	
			Plug	Bottoming
0	-	80	-	209A000FB
1	64	-	-	209A001CB
1	-	72	-	209A001FB
2	56	-	-	209A002CB
2	-	64	-	209A002FB
3	48	-	-	209A003CB
3	-	56	209A003FP	209A003FB
4	40	-	209A004CP	209A004CB
4	-	48	209A004FP	209A004FB
5	40	-	209A005CP	209A005CB
5	-	44	209A005FP	209A005FB
6	32	-	209A006CP	209A006CB
6	-	40	209A006FP	209A006FB
8	32	-	209A008CP	209A008CB
8	-	36	209A008FP	209A008FB
10	24	-	209A010CP	209A010CB
10	-	32	209A010FP	209A010FB
12	24	-	209A012CP	209A012CB
12	-	28	209A012FP	209A012FB
1/4"	20	-	209A116CP	209A116CB
1/4"	-	28	209A116FP	209A116FB
5/16"	18	-	209A120CP	209A120CB
5/16"	-	24	209A120FP	209A120FB
3/8"	16	-	209A124CP	209A124CB
3/8"	-	24	209A124FP	209A124FB
7/16"	14	-	209A128CP	209A128CB
7/16"	-	20	209A128FP	209A128FB
1/2"	13	-	209A132CP	209A132CB
1/2"	-	20	209A132FP	209A132FB
5/8"	11	-	209A140CP	209A140CB
5/8"	-	18	209A140FP	209A140FB
3/4"	10	-	209A148CP	209A148CB
3/4"	-	16	-	209A148FB



## TAPER PIPE (NPT)

NPT taps are tapered to provide a tight seal and are used mainly with threaded pipes and pipe fittings. These taps are available in both HSS and carbon steel materials. A carbon tap is used to rethread damaged threads. These NPT taps have a bright finish to increase tool life and reduce chip loading in the flutes.

- ▷ *Bright finish for prolonged life*
- ▷ *Most commonly used to produce a tight sealing thread*
- ▷ *Available in high speed steel and carbon steel*
- ▷ *All sizes are individually packaged*

### 2900 SERIES

#### HIGH SPEED STEEL

Through or Blind Hole  
Fractional / Bright



2900

Size	TPI	Overall Length	Length of Thread	No. of Flutes	2900 Order No.
1/16"	27	2-1/8"	11/16"	4	290A104
1/8"	27	2-1/8"	3/4"	4	290A108
1/4"	18	2-7/16"	1-1/16"	4	290A116
3/8"	18	2-9/16"	1-1/16"	4	290A124
1/2"	14	3-1/8"	1-3/8"	4	290A132
3/4"	14	3-1/4"	1-3/8"	5	290A148
1"	11-1/2	3-3/4"	1-3/4"	5	290A164
1-1/4"	11-1/2	4"	1-3/4"	5	290A216
1-1/2"	11-1/2	4-1/4"	1-3/4"	7	290A232
2"	11-1/2	4-1/4"	1-3/4"	7	290A264
2-1/2"	8	5-1/2"	2-9/16"	8	290A332
3"	8	6"	2-5/8"	8	290A364
3-1/2"	8	6-1/2"	2-11/16"	8	290A432
4"	8	6-3/4"	2-3/4"	8	290A464

### 2900E SERIES

#### HIGH SPEED STEEL

Through or Blind Hole  
Fractional / Bright



2900E

Size	TPI	Overall Length	Length of Thread	No. of Flutes	2900E Order No.
1/16"	27	2-1/8"	11/16"	4	290E104
1/8"	27	2-1/8"	3/4"	4	290E108
1/4"	18	2-7/16"	1-1/16"	4	290E116
3/8"	18	2-9/16"	1-1/16"	4	290E124
1/2"	14	3-1/8"	1-3/8"	4	290E132
3/4"	14	3-1/4"	1-3/8"	5	290E148
1"	11-1/2	3-3/4"	1-3/4"	5	290E164
1-1/4"	11-1/2	4"	1-3/4"	5	290E216
1-1/2"	11-1/2	4-1/4"	1-3/4"	7	290E232
2"	11-1/2	4-1/2"	1-3/4"	7	290E264
2-1/2"	8	5-1/2"	2-9/16"	8	290E332
3"	8	6"	2-5/8"	8	290E364
3-1/2"	8	6-1/2"	2-11/16"	8	290E432
4"	8	6-3/4"	2-3/4"	8	290E464

## TAPER PIPE TAPS (NPT)

### 2700E SERIES

#### CARBON

Through or Blind Hole  
Fractional / Bright



2700E

Size	TPI	Overall Length	2700E Order No.
1/16"	27	2-1/8"	2700E104
1/8"	27	2-1/8"	2700E108
1/4"	18	2-7/16"	2700E116
3/8"	18	2-9/16"	2700E124
1/2"	14	3-1/8"	2700E132
3/4"	14	3-1/4"	2700E148
1"	11-1/2	3-3/4"	2700E164
1-1/4"	11-1/2	4"	2700E216
1-1/2"	11-1/2	4-1/4"	2700E232
2"	11-1/2	4-1/2"	2700E264

## TAPER PIPE TAPS (NPT)

### 02C SERIES

#### CARBON

Through or Blind Hole  
Fractional / Bright

Made from tough carbon alloy tool steel to cut new threads or repair damaged threads in pipe fittings. For use in steel and non-ferrous metals.

▷ Packaged in reusable plastic packaging



Nominal Size Inch	Thread per inch	Drill Size	Order No.	Std. Pkg.	Std. Ctn.
1/16"	27	D	02C010	1	10
1/8"	27	11/32"	02C020	1	10
1/4"	18	7/16"	02C040	1	10
3/8"	18	37/64"	02C060	1	10
1/2"	14	45/64"	02C080	1	10
3/4"	14	59/64"	02C120	1	10
1"	11 1/2	1 5/32"	02C160	1	10
1 1/4"	11 1/2	1 1/2"	02C200	1	10
1 1/2"	11 1/2	1 47/64"	02C240	1	10
2"	11 1/2	2 7/32"	02C320	1	10

Corresponding Sets	
Taper Pipe Tap Set	
Description	Order No.
Contains one of each of the following NPT taps: 1/8": 02C020, 1/4": 02C040, 3/8": 02C060, 1/2": 02C080	02C500

### Tech tip!

For increased cutting efficiency and tool life, use TAPCUT™ lubricant

## PIPE TAPS, INTERRUPTED THREAD, & NPS

The Interrupted Thread Pipe Taps have every other thread removed except for the first few at the point. They are used for tapping tough metals or those which have a tendency to load the tap teeth.

Straight Pipe Taps (NPS) are used for hand or machine tapping of straight pipe threads.

▷ All sizes are individually packaged

### 2930 SERIES Interrupted Thread

**HIGH SPEED STEEL**

Through or Blind Hole

Fractional / Bright



2930

Size	TPI	Length of Thread	No. of Flutes	2930 Order No.
1/8"	27	3/4"	5	293A108
1/4"	18	1-1/16"	5	293A116
3/8"	18	1-1/16"	5	293A124
1/2"	14	1-3/8"	5	293A132
3/4"	14	1-3/8"	5	293A148
1"	11-1/2	1-3/4"	5	293A164
1-1/4"	11-1/2	1-3/4"	5	293A216
1-1/2"	11-1/2	1-3/4"	7	293A232
2"	11-1/2	1-3/4"	7	293A264

### 2950 SERIES Straight Pipe (NPS)

**HIGH SPEED STEEL**

Through or Blind Hole

Fractional / Bright



2950

Size	TPI	Length of Thread	No. of Flutes	2950 Order No.
1/8"	27	3/4"	4	295A108
1/4"	18	1-1/16"	4	295A116
3/8"	18	1-1/16"	4	295A124
1/2"	14	1-3/8"	4	295A132
3/4"	14	1-3/8"	5	295A148
1"	11-1/2	1-3/4"	5	295A164

# SPECIAL PURPOSE TAPS



## LEFT HAND TAPS

Left hand taps are used just like normal hand taps except they are rotated counterclockwise to cut left-handed threads in the workpiece. They are for general use in production tapping or hand operations in a wide range of application material groups.

- ▷ *Taper – 7-10 pitch chamfer length. Starts the thread square with the workpiece*
- ▷ *Plug – 3-5 pitch chamfer length. Generally used in through holes*
- ▷ *Bottoming – 1-2 pitch chamfer length. Generates the thread to the bottom*

### 2300 SERIES

#### SPECIAL PURPOSE HIGH SPEED STEEL

Taper, Plug, & Bottoming / Through or Blind Hole  
Machine Screw & Fractional / Bright



2300

Size	NC	NF	Overall Length	No. of Flutes	Pitch Dia. Limits	2300 Order No.		
						Taper	Plug	Bottoming
6	32	–	2"	4	H3	23A006CT	23A006CP	23A006CB
8	32	–	2-1/8"	4	H3	23A008CT	23A008CP	23A008CB
10	24	–	2-3/8"	4	H3	23A010CT	23A010CP	23A010CB
10	–	32	2-3/8"	4	H3	23A010FT	23A010FP	23A010FB
1/4"	20	–	2-1/2"	4	H3	23A116CT	23A116CP	23A116CB
1/4"	–	28	2-1/2"	4	H3	23A116FT	23A116FP	23A116FB
5/16"	18	–	2-23/32"	4	H3	23A120CT	23A120CP	23A120CB
5/16"	–	24	2-23/32"	4	H3	23A120FT	23A120FP	23A120FB
3/8"	16	–	2-5/16"	4	H3	23A124CT	23A124CP	23A124CB
3/8"	–	24	2-5/16"	4	H3	23A124FT	23A124FP	23A124FB
7/16"	14	–	3-5/32"	4	H3	23A128CT	23A128CP	23A128CB
7/16"	–	20	3-5/32"	4	H3	23A128FT	23A128FP	23A128FB
1/2"	13	–	3-3/8"	4	H3	23A132CT	23A132CP	23A132CB
1/2"	–	20	3-3/8"	4	H3	23A132FT	23A132FP	23A132FB
9/16"	12	–	3-19/32"	4	H3	23A136CT	23A136CP	23A136CB
9/16"	–	18	3-19/32"	4	H3	23A136FT	23A136FP	23A136FB
5/8"	11	–	3-3/16"	4	H3	23A140CT	23A140CP	23A140CB
5/8"	–	18	3-3/16"	4	H3	23A140FT	23A140FP	23A140FB
3/4"	10	–	4-1/4"	4	H3	23A148CT	23A148CP	23A148CB
3/4"	–	16	4-1/4"	4	H3	23A148FT	23A148FP	23A148FB
7/8"	9	–	4-11/16"	4	H4	23A156CT	23A156CP	23A156CB
7/8"	–	14	4-11/16"	4	H4	23A156FT	23A156FP	23A156FB
1"	8	–	5-1/8"	4	H4	23A164CT	23A164CP	23A164CB
1"	–	12	5-1/8"	4	H4	23A164FT	23A164FP	23A164FB
1"	–	14	5-1/8"	4	H4	23A164ST	23A164SP	23A164SB
1-1/8"	7	–	5-7/16"	4	H4	23A208CT	23A208CP	23A208CB
1-1/8"	–	12	5-7/16"	4	H4	23A208FT	23A208FP	23A208FB
1-1/4"	7	–	5-3/4"	4	H4	23A216CT	23A216CP	23A216CB
1-1/4"	–	12	5-3/4"	6	H4	23A216FT	23A216FP	23A216FB
1-3/8"	6	–	6"	4	H4	23A224CT	23A224CP	23A224CB
1-3/8"	–	12	6"	6	H4	23A224FT	23A224FP	23A224FB
1-1/2"	6	–	6-1/4"	4	H4	23A232CT	23A232CP	23A232CB
1-1/2"	–	12	6-1/4"	6	H4	23A232FT	23A232FP	23A232FB

All sizes are individually packaged



## SPECIAL PURPOSE 8-PITCH HAND TAPS

8-pitch hand taps are mainly used in oil field, gas exploration equipment, and power generation plants. They are of a larger diameter, with standard sizes up to 4".

- ▷ *Taper – 7-10 pitch chamfer length. Starts the thread square with the workpiece*
- ▷ *Plug – 3-5 pitch chamfer length. Generally used in through holes*
- ▷ *Bottoming – 1-2 pitch chamfer length. Generates the thread to the bottom*
- ▷ *All sizes are individually packaged*

### 2500 SERIES

#### SPECIAL PURPOSE HIGH SPEED STEEL

Taper, Plug, & Bottoming / Through or Blind Hole  
Fractional / Bright



2500

Size	NS	No. of Flutes	2500 Order No.		
			Taper	Plug	Bottoming
1-1/8"	8	4	25A208T	25A208P	25A208B
1-1/4"	8	4	25A216T	25A216P	25A216B
1-3/8"	8	4	25A224T	25A224P	25A224B
1-1/2"	8	4	25A232T	25A232P	25A232B
1-5/8"	8	6	25A240T	25A240P	25A240B
1-3/4"	8	6	25A248T	25A248P	25A248B
1-7/8"	8	6	25A256T	25A256P	25A256B
2"	8	6	25A264T	25A264P	25A264B
2-1/8"	8	6	25A308T	25A308P	25A308B
2-1/4"	8	6	25A316T	25A316P	25A316B
2-3/8"	8	6	25A324T	25A324P	25A324B
2-1/2"	8	6	25A332T	25A332P	25A332B
2-5/8"	8	6	25A340T	25A340P	25A340B
2-3/4"	8	6	25A348T	25A348P	25A348B
2-7/8"	8	6	25A356T	25A356P	25A356B
3"	8	6	25A364T	25A364P	25A364B
3-1/4"	8	6	25A416T	25A416P	25A416B
3-1/2"	8	6	25A432T	25A432P	25A432B
3-3/4"	8	6	25A448T	25A448P	25A448B
4"	8	8	25A464T	25A464P	25A464B

## SPECIAL PURPOSE HAND TAPS, SCREW THREAD INSERT (STI)

Screw Thread Insert (STI) taps are dimensionally oversize and utilize a larger tap drill size so that thread they produce will accommodate a helical screw thread insert.

▷ All sizes are individually packaged

### 2020 SERIES Plug & Bottoming / Through or Blind Hole Machine Screw & Fractional / Bright



2020

Size	NC	NF	No. of Flutes	2020 Order No.	
				Plug	Bottoming
4	40	—	3	202A004CP	202A004CB
6	32	—	3	202A006CP	202A006CB
8	32	—	3	202A008CP	202A008CB
10	24	—	3	202A010CP	202A010CB
10	—	32	3	202A010FP	202A010FB
1/4"	20	—	3	202A116CP	202A116CB
1/4"	—	28	3	202A116FP	202A116FB
5/16"	18	—	4	202A120CP	202A120CB
5/16"	—	24	4	202A120FP	202A120FB
3/8"	16	—	4	202A124CP	202A124CB
3/8"	—	24	4	202A124FP	202A124FB
1/2"	13	—	4	202A132CP	202A132CB
1/2"	—	20	4	202A132FP	202A132FB

## SPECIAL PURPOSE HAND TAPS, PULLEY STYLE

Pulley taps are used for tapping the hubs of pulleys for oil caps or set screws. The long shank is also ideal for reaching holes inaccessible with standard length taps. The thread length is the same length as a standard tap.

▷ All sizes are individually packaged

### 2400 SERIES Plug / Through or Blind Hole Fractional / Bright & Black



2400

Size	NC	Flute Length	Overall Length	2400 Order No.
				Plug
1/4"	20	1"	6"	24A116C6
1/4"	20	1"	8"	24A116C8
5/16"	18	1-1/8"	6"	24A120C6
5/16"	18	1-1/8"	8"	24A120C8
3/8"	16	1-1/4"	10"	24A124C10
3/8"	16	1-1/4"	6"	24A124C6
3/8"	16	1-1/4"	8"	24A124C8
7/16"	14	1-7/16"	6"	24A128C6
7/16"	14	1-7/16"	8"	24A128C8
1/2"	13	1-21/32"	10"	24A132C10
1/2"	13	1-21/32"	12"	24A132C12
1/2"	13	1-21/32"	6"	24A132C6
1/2"	13	1-21/32"	8"	24A132C8
5/8"	11	1-13/16"	10"	24A140C10
5/8"	11	1-13/16"	12"	24A140C12
5/8"	11	1-13/16"	6"	24A140C6
5/8"	11	1-13/16"	8"	24A140C8
3/4"	10	2"	10"	24A148C10
3/4"	10	2"	12"	24A148C12

## HAND TAPS, 6" EXTENSION

The long shank is ideal for reaching holes inaccessible with standard length taps.

The thread length is the same length as a standard tap.

▷ All sizes are individually packaged

### 2060 SERIES Plug & Bottoming / Through or Blind Hole Machine Screw & Fractional / Bright & Black



2060

Size	NC	NF	No. of Flutes	2060 Order No.	
				Plug	Bottoming
6	32	—	3	206A006CP	206A006CB
8	32	—	4	206A008CP	206A008CB
10	24	—	4	206A010CP	206A010CB
10	—	32	4	206A010FP	206A010FB
1/4"	20	—	4	206A116CP	206A116CB
* 1/4"	20	—	4	206A116SP	—
1/4"	—	28	4	206A116FP	206A116FB
5/16"	18	—	4	206A120CP	206A120CB
* 5/16"	18	—	4	206A120SP	—
5/16"	—	24	4	206A120FP	206A120FB
3/8"	16	—	4	206A124CP	206A124CB
* 3/8"	16	—	4	206A124SP	—
3/8"	—	24	4	206A124FP	206A124FB
7/16"	14	—	4	206A128CP	206A128CB
7/16"	—	20	4	206A128FP	206A128FB
1/2"	13	—	4	206A132CP	206A132CB
1/2"	—	20	4	206A132FP	—

## SPECIAL PURPOSE COMBINED TAP AND DRILL

Drills and Taps in a single pass, reducing cycle time, and therefore reducing the manufacturing cost of a part. Self-centering point eliminates the need for center drilling or center punching. The drill part of the tool produces a hole correctly sized for approximately 75% of the thread. Can be used in a handheld power tool or a fixed spindle machine tool.

- ▷ *Electrical Contractors*
- ▷ *Maintenance Depts.*
- ▷ *Utility Crews*
- ▷ *Mechanics*
- ▷ *Installation Crews*

### 2050 SERIES Through or Blind Hole Machine Screw & Fractional / Bright



205A6

No. of Pcs.	Description	Order No.
6	2050 Series Combined Tap and Drill Sets 6-32, 8-32, 10-24, 10-32, 12-24, 1/4-20	205A6



2050

Size	NC	NF	Length of Thread	2050 Order No.
4	40	-	9/16"	205A004C
4	-	48	9/16"	205A004F
5	40	-	5/8"	205A005C
5	-	44	5/8"	205A005F
6	32	-	11/16"	205A006C
6	-	40	11/16"	205A006F
8	32	-	3/4"	205A008C
8	-	36	3/4"	205A008F
10	24	-	7/8"	205A010C
10	-	32	7/8"	205A010F
12	24	-	7/8"	205A012C
12	-	28	7/8"	205A012F
1/4"	20	-	15/16"	205A116C
1/4"	-	28	15/16"	205A116F
5/16"	18	-	1-1/8"	205A120C
5/16"	-	24	1-1/8"	205A120F
3/8"	16	-	1-1/4"	205A124C
3/8"	-	24	1-1/4"	205A124F
7/16"	14	-	1-7/16"	205A128C
7/16"	-	20	1-7/16"	205A128F
1/2"	13	-	1-21/32"	205A132C
1/2"	-	20	1-21/32"	205A132F

## POWER TAPS AND DRILL BIT SETS



03B952

03B953

03B954

### SST power taps and drill bit sets

Description	Order No.
<b>Power taps:</b> 10-24 NC, 10-32 NF, 1/4"-20 NC, 5/16"-18 NC and 3/8"-16 NC	03B952
<b>Drill bits:</b> #25, #21, #7, F and 5/16"	


### NC SST power taps and drill bit sets

Description	Order No.
6-32 NC, 8-32 NC, 10-24 NC, 12-24 NC 1/4"-20 NC, 5/16"-18 NC, 3/8"-16 NC, 7/16"-14 NC and 1/2"-13 NC	03B953
<b>Drill bits:</b> #36, #29, #25, #16, #7, F, 5/16", U and 27/64"	

### NF SST power taps and drill bit sets

Description	Order No.
<b>Power taps:</b> 6-40 NF, 8-36 NF, 10-32 NF, 12-28 NF, 1/4"-28 NF, 5/16"-24 NF, 3/8"-24 NF, 7/16"-20 NF and 1/2"-20 NF	03B954
<b>Drill bits:</b> #33, #29, #21, #15, #3, I, Q, 25/64" and 29/64"	

TAP SETS / TAP & DRILL SETS



2000N10



400NC2018

No. of Pieces	Brand	Material	Coating/Finishing	Includes	Order No.
<b>2000N &amp; 2000 Series Hand Taps</b>					
10	NITRO®	High Speed Steel	Black Oxide	1/4-20, 1/4-28, 5/16-18, 5/16-24, 3/8-16, 3/8-24, 7/16-14, 7/16-20, 1/2-13, 1/2-20"	2000N10
10	USA	High Speed Steel	Bright	1/4-20, 1/4-28, 5/16-18, 5/16-24, 3/8-16, 3/8-24, 7/16-14, 7/16-20, 1/2-13, 1/2-20	2000A10
<b>2100N &amp; 2100 Series Spiral Point Tap Sets</b>					
10	NITRO®	High Speed Steel	Black Oxide	1/4-20, 1/4-28, 5/16-18, 5/16-24, 3/8-16, 3/8-24, 7/16-14, 7/16-20, 1/2-13, 1/2-20	2100N10
10	USA	High Speed Steel	Bright	1/4-20, 1/4-28, 5/16-18, 5/16-24, 3/8-16, 3/8-24, 7/16-14, 7/16-20, 1/2-13, 1/2-20	2100A10
<b>2000N &amp; 2000 Series Tap &amp; Drill Sets</b>					
18	NITRO®	High Speed Steel	Black Oxide	Taps: 6-32, 8-32, 10-24, 10-32, 1/4-20, 5/16-18, 3/8-16, 7/16-14, 1/2-13 w/ corresponding 400N series drills	400NC2018
18	NITRO®	High Speed Steel	Black Oxide	Taps: 6-40, 8-36, 10-24, 10-32, 1/4-28, 5/16-24, 3/8-24, 7/16-20, 1/2-20 w/ corresponding 400N series drills	400NF2018
18	USA	High Speed Steel	Bright	Taps: 6-32, 8-32, 10-24, 10-32, 1/4-20, 5/16-18, 3/8-16, 7/16-14, 1/2-13 w/ corresponding 200 series drills	200C2018
18	USA	High Speed Steel	Bright	Taps: 6-40, 8-36, 10-24, 10-32, 1/4-28, 5/16-24, 3/8-24, 7/16-20, 1/2-20 w/ corresponding 200 series drills	200F2018
<b>2800 Series Tap &amp; Drill Sets</b>					
18	USA	High Speed Steel	Bright	Taps: M2.5, M3.0, M3.5, M4.0, M5.0, M6.0, M8.0, M10.0, M12.0 w/ corresponding 800 series drills	800A2018



Description	Sizes	Order No.
<b>Tap Dispensers (Empty)</b>		
Fractional Tap Dispenser	1/4" – 1"	2000FDX
Metric Tap Dispenser	3 mm - 24 mm	2800DX

Pieces	Description	Order No.
<b>Tap Index Cases (Empty)</b>		
10	TAP INDEX	10TDX
18	UNC TAP & DRILL INDEX	18CDX
18	UNF TAP & DRILL INDEX	18FDX
18	METRIC TAP & DRILL INDEX	18MDX



# TAP WRENCHES

Tap Capacity	Pipe Tap Capacity	Reamer Capacity	Overall Length	Order No.
<b>2000TW T-Handle Tap Wrenches</b>				
#0 – 3/16"	–	–	–	2000TW1
#0 – 1/4"	–	–	–	2000TW2
#10 – 3/8"	–	–	–	2000TW3
1/4" – 1/2"	–	–	–	2000TW4
<b>20000AW Tap &amp; Reamer Wrenches</b>				
1/64" – 1/4"	–	1/8" – 21/64"	7"	2000AW0
5/32" – 1/2"	1/8"	11/64" – 7/16"	11"	2000AW5
5/32" – 3/4"	1/8" – 1/4"	11/16" – 41/64"	15"	2000AW6
1/4" – 1-1/8"	1/8" – 3/4"	9/32" – 29/32"	19"	2000AW7
1/2" – 1-3/8"	1/8" – 1"	3/8" – 1.5/32"	31"	2000AW7A
3/4" – 1-5/8"	3/8" – 1-1/4"	37/64" – 1-11/32"	40"	2000AW8



Premium quality tool stock, all jaws and set screws are hardened and tempered for optimum tool life.



▷ *Packaged in reusable plastic packaging*

Adjustable Tap Wrenches				
No.	Capacity	Order No.	Std. Pkg.	Std. Ctn.
1	1/16" – 1/4"	02W010	1	10
1 1/2	3/16" – 1/2"	02W015	1	10
3	1/4" – 3/4"	02W030	1	10
4	3/8" – 1"	02W040	1	10

T-Handle Tap Wrench With 3-Position Ratchet				
No.	Capacity	Order No.	Std. Pkg.	Std. Ctn.
1-T	6/32 to 1/4"	02W100	1	10
2-T	1/4" to 1/2"	02W200	1	10



# TECHNICAL INFORMATION

## COMMON TAPPING TERMS

### Angle of Thread

The angle included between the flanks of the thread measured in an axial plane

### Back Taper

A slight axial relief on the thread of the tap which makes the pitch diameter of the thread near the shank somewhat smaller than that of the chamfered end

### Bottoming Chamfer

The shortest chamfer (1-2 threads long) for threading close to the bottom of blind holes

### Chamfer

The tapering of the threads at the front end of each land of a tap, by cutting away and relieving the crest of the first few teeth, to distribute the cutting action over several teeth

### Chamfer Relief

The gradual decrease in land height from cutting edge to heel on the chamfered portion, to provide clearance for the cutting action as the tap advances

### Chordal Hook Angle

The angle between the chord passing through the root and crest of a thread form at the cutting face, and a radial line through the crest at the cutting edge

### Crest

The top surface joining the two flanks of a thread. The crest of an external thread is at its major diameter, while the crest of an internal thread is at its minor diameter

### Cutting Face

The leading side of the land in the direction of rotation for cutting on which the chip impinges

### Flutes

The longitudinal channels formed in a tap to create cutting edges on the thread profile, and to provide chip spaces and cutting fluid passages

### Height of Thread

The distance between the crest and the base of a thread measured normal to the axis

### Lead

The distance a screw thread advances axially in one complete turn. On a single lead screw or tap, the lead and pitch are identical. On a double-lead screw or tap, the lead is twice the pitch, etc.

### Pitch

The distance from any point on a screw or tap thread to a corresponding point on the next thread, measured parallel to the axis. The pitch equals one divided by the number of threads per inch

### Pitch Diameter

On a straight thread, the diameter of any imaginary coaxial cylinder, the surface of which would pass through the thread profile at such points as to make equal the width of the threads and the width of the spaces cut by the surface of the cylinder

On a taper thread, the diameter at a given distance from a reference plane perpendicular to the axis of an imaginary co-axial cone, the surface of which would pass through the thread profile at such points as to make equal the width of the threads and the width of the spaces cut by the surface of the cone

### Plug Chamfer

The most common chamfer (3-5 threads long), for hand or machine tapping in through or blind holes

### Rake

Any deviation of a straight cutting face of the tooth from a radial line. **Positive Rake** means that the crest of the cutting face is angularly advanced ahead of the balance of the face of the tooth.

**Negative Rake** means that the same point is angularly behind the balance of the cutting face of the tooth.

**Zero Rake** means that the cutting face is directly on the center line

### Spiral Point (Chip Driver)

A supplementary angular fluting cut in the cutting face of the land at the chamfer end. It is slightly longer than the chamfer on the tap, and of the opposite hand to that of rotation

### Taper Chamfer

A long chamfer (8-10 threads long) for easier starting and engagement in the workpiece. More working teeth means that less tapping torque is required, and the chip load is reduced on each tooth

### Threads Per Inch

The number of threads in one inch of length

# TECHNICAL INFORMATION

## TAP TROUBLESHOOTING GUIDE

Trouble	Possible Causes	Corrections
Oversize Pitch Diameter	Incorrect tap	Use correct "H" limit Use longer chamfered tap
	Chip packing	Use spiral pointed tap Use larger drill size Shorten length of thread in blind holes
	Galling	Reduce tapping speed Use lubricants
Torn or Rough Threads	Dull tap	Resharpener or replace
	Chamfer too short	Increase chamfer length
	Galling	Use lubricant Reduce speed Use larger drill
Breakage	Incorrect tap selection	Increase chamfer length Use spiral pointed taps in through holes Tapping too deep
	Excessive tapping torque	Increase hole size Shorten thread length Increase chamfer length
	Operating conditions	Reduce tapping speed Avoid bottoming out the tap
Chipping	Incorrect tap selection	Increase chamfer length Avoid chip packing in flutes
	Operating conditions	Reduce tapping speed Use larger drill Ensure adequate lubricant
Excessive Wear	Incorrect tap selection	Increase chamfer length
	Operating conditions	Reduce tapping speed Ensure adequate lubricant Use larger drill

# TECHNICAL INFORMATION

## TAP DRILL SIZES – CUT TAPS

### Regular Taps

Tap Size	Drill Size	Probable % Thread	Tap Size	Drill Size	Probable % Thread	Tap Size	Drill Size	Probable % Thread
0-80	3/64"	71-81	10-32	#21	68-76	5/8-18	37/64"	58-65
M1.6-.35	1.25 MM	69-77	M5 x .8	4.2 MM	69-77	M16 x 2	35/64"	76-81
1-64	#53	59-67	12-24	#16	66-72	3/4-10	21/32"	68-72
M2 x .4	1/16"	72-79	12-28	#15	70-78	3/4-16	11/16"	71-77
1-72	#53	67-75	M6 x 1	#10	76-84	M20 x 2.5	11/16"	74-78
2-56	#50	62-69	1/4-20	#7	70-75	7/8-9	49/64"	72-76
2-64	#50	70-79	1/4-28	#3	72-80	7/8-14	13/16"	62-67
M2 x .45	2.05 MM	69-77	5/16-18	F	72-77	M24 x 3	53/64"	72-76
3-48	5/64"	70-77	5/16-24	I	67-75	1" - 8	7/8"	73-77
3-56	#46	69-78	M8 x 1.25	6.7 MM	74-80	1" - 12	59/64"	67-72
4-40	#43	65-71	3/8-16	5/16"	72-77	1" - 14	15/16"	61-67
4-48	#42	61-68	3/8-24	Q	71-79	1-1/8" - 7	63/64"	72-76
M3 x .5	#40	70-79	M10 x 1.5	8.4 MM	76-82	1-1/8-12	1-3/64"	66-72
5-40	#38	65-72	7/16-14	U	70-75	M30 x 3.5	1-3/64"	75
5-44	#37	63-71	7/16-20	25/64"	65-72	1-1/4 - 7	1-7/64"	76
M3.5 x .6	#33	72-81	M12 x 1.7	13/32"	69-74	1-1/4-12	1-11/64"	72
6-32	#36	71-78	1/2-13	27/64"	73-78	1-3/8 - 6	1-7/32"	72
6-40	#33	69-77	1/2-20	29/64"	65-72	1-3/8-12	1-19/64"	72
M4 x .7	3.25 MM	74-82	M14 x 2	15/32"	76-81	M36 x 4	1-1/4"	82
8-32	#29	62-69	9/16-12	31/64"	68-72	1-1/2 - 6	1-11/32"	72
8-36	#29	70-78	9/16-18	33/64"	58-65	1-1/2-12	1-27/64"	72
10-24	#25	69-75	5/8-11	17/32"	75-79	-	-	-

### STI Taps

Tap Size	Drill Size Aluminum	Drill Size Steel, Magnesium, Plastic
2-56	3/32	41
3-48	36	7-64
3-56	37	36
4-40	31	31
4-48	3.0 mm	31
5-40	3.4 mm	29
6-32	26	25
6-40	26	25
8-32	17	16
8-36	17	16
10-24	13/64	5
10-32	7	13/64
12-24	1	1
1/4-20	H	H
1/4-28	G	6.7 mm
5/16-18	Q	Q
5/16-24	21/64	21/64
3/8-16	X	X
3/8-24	25/64	25/64
7/16-14	29/64	29/64
7/16-20	29/64	29/64
1/2-13	33/64	17/32
1/2-20	29/64	29/64
9/16-12	37/64	19/32
9/16-18	37/64	37/64
5/8-11	21/32	21/32
5/8-18	41/64	41/64
3/4-10	25/32	25/32
3/4-16	49/64	49/64
7/8-9	29/32	29/32
7/8-14	57/64	57/64
1-8	1-1/32	1-1/32
1-12	1-1/64	1-1/64

### Pipe Taps

Tap Size	Taperpipe NPT & NPTF	Decimal Equivalent	Straight Pipe NPS	Decimal Equivalent
1/8-27	Q	.3320	11/32	.3438
1/4-18	7/16	.4375	7/16	.7375
3/8-18	9/16	.5625	37/64	.5781
1/2-14	45/64	.7031	23/32	.7188
3/4-14	29/32	.9062	59/64	.9219
1" - 11-1/2	1-9/64	1.1406	1-5/32	1.1562
1-1/4" - 11-1/2	1-31/64	1.4844	1-1/2	1.5000
1-1/2" - 11-1/2	1-23/32	1.7188	1-3/4	1.7500
2" - 11-1/2	2-3/16	2.1875	2-7/32	2.2188
2-1/2" - 8	2-39/64	2.6094	2-21/32	2.6562
3" - 8	3-15/64	3.2344	3.2344	33/64



# TECHNICAL INFORMATION

## TAP DRILL SIZES – THREAD FORMERS

**Note:** Recommended thread percentage for various (Inch standard) tap sizes is shown in the “60% Thread” columns below. This is also the average percentage that is desirable for metric sizes. Use the “Probable Percent of Thread” column in the “Metric Sizes” tables below.

Machine Screw Sizes	Tap Size	75% Thread		70% Thread		65% Thread		60% Thread		55% Thread		50% Thread	
		Theor. Hole Size	Nearest Drill Size	Theor. Hole Size	Nearest Drill Size	Theor. Hole Size	Nearest Drill Size	Theor. Hole Size	Nearest Drill Size	Theor. Hole Size	Nearest Drill Size	Theor. Hole Size	Nearest Drill Size
0-80		0.0536	1.35 mm	0.0540	1.35 mm	0.0545	–	0.0549	54	0.0554	54	0.0558	1.0 mm
1-64		0.0650	1.65 mm	0.0655	1.65 mm	0.0661	–	0.0666	–	0.0672	51	0.0677	51
1-72		0.0659	1.65 mm	0.0663	–	0.0669	1.7 mm	0.0673	51	0.0679	51	0.0683	–
2-56		0.0769	1.65 mm	0.0774	1.95 mm	0.0669	23498	0.0787	47	0.0794	2.0 mm	0.0799	–
2-64		0.0780	5/64	0.0785	47	0.0791	2.0 mm	0.0796	2.0 mm	0.0802	–	0.0807	2.05 mm
3-48		0.0884	2.25 mm	0.0890	43	0.0898	43	0.0905	2.3 mm	0.0913	2.3 mm	0.0919	–
3-56		0.0899	43	0.0904	–	0.0911	2.3 mm	0.0917	2.8 mm	0.0924	2.35 mm	0.0929	2.35 mm
4-40		0.0993	2.5 mm	0.1000	39	0.1010	39	0.1018	38	0.1028	2.6 mm	0.1035	2.6 mm
4-48		0.1014	38	0.1020	38	0.1028	2.6 mm	0.1035	2.6 mm	0.1043	37	0.1049	37
5-40		0.1123	34	0.1130	33	0.1140	33	0.1148	2.9 mm	0.1158	32	0.1165	32
5-44		0.1134	33	0.1130	2.9 mm	0.1150	2.9 mm	0.1157	–	0.1166	32	0.1173	32
6-32		0.1221	3.1 mm	0.1230	3.1 mm	0.1243	–	0.1252	40916	0.1264	3.2 mm	0.1274	–
6-40		0.1253	1/8	0.1260	3.2 mm	0.1270	2.9 mm	0.1278	3.25 mm	0.1288	30	0.1295	30
8-32		0.1481	3.75 mm	0.1490	–	0.1503	25	0.1512	3.8 mm	0.1524	24	0.1534	3.9 mm
8-36		0.1498	25	0.1507	3.8 mm	0.1518	25	0.1526	24	0.1537	3.9 mm	0.1546	23
10-24		0.1688	–	0.1507	18	0.1717	23682	0.1729	23682	0.1746	–	0.1758	–
10-32		0.1741	17	0.1750	–	0.1763	–	0.1772	16	0.1784	4.5 mm	0.1794	–
12-24		0.1948	10	0.1960	9	0.1977	5.0 mm	0.1989	8	0.2006	5.1 mm	0.2018	7
12-28		0.1978	5.0 mm	0.1989	8	0.2003	8	0.1989	7	0.2028	–	0.2039	13/16

Fractional Sizes	Tap Size	75% Thread		70% Thread		65% Thread		60% Thread		55% Thread		50% Thread	
		Theor. Hole Size	Nearest Drill Size	Theor. Hole Size	Nearest Drill Size	Theor. Hole Size	Nearest Drill Size	Theor. Hole Size	Nearest Drill Size	Theor. Hole Size	Nearest Drill Size	Theor. Hole Size	Nearest Drill Size
1/4-20		.2245	5.7 mm	.2260	–	.2280	1	.2295	1	.2315	–	.2330	5.9 mm
1/4-28		.2318	–	.2329	5.9 mm	.2343	A	.2354	15/64	.2368	6.0 mm	.2379	B
5/16-18		0.2842	7.2 mm	.2861	7.25 mm	.2879	7.3 mm	.2898	L	.2917	7.4 mm	.2936	–
5/16-24		0.2912	7.4 mm	.2927	–	.2941	M	.2955	7.5 mm	.2969	19/64	.2983	7.6 mm
3/8-16		.3431	11/32	.3452	8.75 mm	.3474	S	.3495	8.9 mm	.3516	–	.3537	9.0 mm
3/8-24		.3537	9.0 mm	.3552	9.0 mm	.3566	–	.3580	T	.3594	23/64	.3608	–
7/16-14		.4011	–	.4035	Y	.4059	13/32	.4084	–	.4108	–	.4132	Z
7/16-20		0.4120	Z	.4137	10.5 mm	.4154	–	.4171	–	.4188	–	.4205	–
1/2-13		.4608	–	.4634	–	.4660	–	.4686	15/32	.4712	12 mm	.4738	12 mm
1/2-20		.4745	–	.4762	–	.4779	–	.4796	–	.4803	–	.4830	31/64

Metric Sizes	Metric Tap Size	Tap Drill Size	Decimal Equiv. of Tap Drill (inches)	Theoretical Percentage of thread %	Probable Mean Oversize (inches)	Probable Hole Size (inches)	Probable Percent of Thread %	Metric Tap Size	Tap Drill Size	Decimal Equiv. of Tap Drill (inches)	Theoretical Percentage of thread %	Probable Mean Oversize (inches)	Probable Hole Size (inches)	Probable Percent of Thread %
–	2.7 mm	0.1062	88	.0026	.1088	70	–	L	0.2900	75	.0042	.2942	62	
M4 x 0.7	27	0.1440	72	.0032	.1472	54	–	7.3 mm	.2874	82	.0042	.2916	70	
–	3.6 mm	.1417	84	.0032	.1449	67	M10 x 1.5	U	0.3680	64	.0046	.3726	53	
–	9/64	.1406	90	.0032	.1438	73	–	9.3 mm	0.3660	69	.0046	.3706	58	
M5 x 0.8	14	0.1820	69	.0035	.1855	53	–	9.2 mm	0.3620	78	.0046	.3666	67	
–	4.6 mm	.1811	74	.0035	.1846	57	–	23/64	.3594	85	.0046	.3640	74	
–	15	.1800	79	.0035	.1835	62	M12 x 1.5	11.3 mm	.4449	70	.0047	.4496	57	
–	16	0.1770	92	.0035	.1805	76	–	7/16	.4375	86	.0047	.4422	75	
M6 x 1	7/32	.2188	65	.0038	.2226	51	M12 x 1.75	7/16	.4375	75	.0047	.4422	65	
–	5.4 mm	.2126	88	.0038	.2164	74	–	11 mm	.4331	84	.0047	.4378	73	

# CUTTING DATA



## MATERIAL & SPEED RECOMMENDATIONS

NITRO®-Max can be used in a wide range of materials. CNC type equipment is recommended to achieve maximum performance of the taps.

### Conditions that effect SFM:

- ▷ *Rigidity of fixture*
- ▷ *Spindle runout*
- ▷ *Coolant flow*
- ▷ *Feed mechanism*

Workpiece Material	2150N (Sp.Pt)	2160N (Sp.FI)	2250N (Sp.Pt)	2260N (Sp.FI)	2270N (T.F)
	Speed (SFM)	Speed (SFM)	Speed (SFM)	Speed (SFM)	Speed (SFM)
A. Stainless Steel (Free Machining)	25-50	25-50	50-80	40-70	60-100
B. Carbon Steels					
Low Carbon	50-80	40-70	50-80	30-60	80-120
Medium Carbon	30-60	20-50	30-60	15-40	60-90
High Carbon	10-30	10-20	10-30	10-20	20-50
C. Non-Ferrous Materials					
Zinc Die Cast	75-100	60-90	80-120	80-120	150-200
Brass	75-100	60-90	80-120	80-120	100-150
Plastic	40-80	40-80	60-100	60-100	80-120
D. Aluminum Alloys					
Wrought	75-100	60-90	80-120	80-120	150-200
Cast	60-100	60-100	80-120	80-120	120-180
Unalloyed	75-100	75-100	80-120	80-120	150-200

### Maximum cutting speeds for SST power taps - RPM

Tap dia.	Mild steel	Stainless steel	Aluminum
#6	800	500	1600
#8	670	400	1500
#10	600	350	1400
#12	550	300	1200
1/4"	450	250	1000
5/16"	370	200	850
3/8"	300	150	700
7/16"	260	120	600
1/2"	230	100	500



A close-up photograph of a metal die casting process. A bright, golden-colored metal part is being ejected from a dark, textured metal die. The die has several circular openings. The background is dark and metallic, with some visible wear and tear on the die's surface.

03

DIES



# QUICK PAGES REFERENCES



## THREADING DIES

### Adjustable Round Split Dies High Speed Steel

Bright Finish	
Series	Catalog page reference
3000E	403
3050E, 3100E	404



### Hexagon Dies High Speed Steel

Bright Finish	
Series	Catalog page reference
3300E, 3350	405




### Hexagon Dies Carbon

Bright Finish	
Series	Catalog page reference
3350-E 8-Pitch, 3360E, 3380E	405, 406



### Die Stocks

Bright Finish For use with round Adjustable Split Dies	
Series	Catalog page reference
3000DS	408





## ADJUSTABLE ROUND SPLIT DIES

The round split adjustable die may be adjusted through the screws on the holder. Adjustment on the open type is done by turning the three screws on the holder. A die holder or handle is needed for proper operation of round split adjustable dies.

- ▷ *Manufactured using a premium grade High Speed Steel material*
- ▷ *Bright Finish*
- ▷ *Cuts an external thread when held in a die stock*

### 3000E SERIES HIGH SPEED STEEL Machine Screw Fractional / Bright



3000E

Size (Inches)	Outer Diameter (O.D.)			
	13/16" Order No.	1" Order No.	1-1/2" Order No.	2" Order No.
0 - 80	30E000FA	-	-	-
1 - 64	30E001CA	-	-	-
1 - 72	30E001FA	-	-	-
2 - 56	30E002CA	-	-	-
2 - 64	30E002FA	-	-	-
3 - 48	30E003CA	-	-	-
3 - 56	30E003FA	-	-	-
4 - 40	30E004CA	30E004CB	-	-
4 - 48	30E004FA	30E004FB	-	-
5 - 40	30E005CA	30E005CB	-	-
5 - 44	30E005FA	-	-	-
6 - 32	30E006CA	30E006CB	-	-
6 - 40	30E006FA	30E006FB	-	-
8 - 32	30E008CA	30E008CB	-	-
8 - 36	30E008FA	30E008FB	-	-
10 - 24	30E010CA	30E010CB	-	-
10 - 32	30E010FA	30E010FB	-	-
12 - 24	30E012CA	30E012CB	-	-
12 - 28	30E012FA	30E012FB	-	-
1/4 - 20	30E116CA	30E116CB	30E116CC	30E116CD
1/4 - 28	30E116FA	30E116FB	30E116FC	30E116FD
5/16 - 18	30E120CA	30E120CB	30E120CC	30E120CD
5/16 - 24	30E120FA	30E120FB	30E120FC	30E120FD
3/8 - 16	-	30E124CB	30E124CC	30E124CD
3/8 - 24	-	30E124FB	30E124FC	30E124FD
7/16 - 14	-	30E128CB	30E128CC	30E128CD
7/16 - 20	-	30E128FB	30E128FC	30E128FD
1/2 - 13	-	30E132CB	30E132CC	30E132CD
1/2 - 20	-	30E132FB	30E132FC	30E132FD
9/16 - 12	-	-	30E136CC	30E136CD
9/16 - 18	-	-	30E136FC	30E136FD
5/8 - 11	-	-	30E140CC	30E140CD
5/8 - 18	-	-	30E140FC	30E140FD

Size (Inches)	Outer Diameter (O.D.)			
	1-1/2" Order No.	2" Order No.	2-1/2" Order No.	3" Order No.
3/4 - 10	30E148CC	30E148CD	-	-
3/4 - 16	30E148FC	30E148FD	-	-
7/8 - 9	-	30E156CD	-	-
7/8 - 14	-	30E156FD	-	-
1 - 8	-	30E164CD	-	30E164CF
1 - 12	-	30E164FD	-	-
1 - 14	-	30E164SD	-	30E164SF
1-1/8 - 7	-	-	30E208CE	30E208CF
1-1/8 - 12	-	-	30E208FE	30E208FF
1-1/4 - 7	-	-	30E216CE	30E216CF
1-1/4 - 12	-	-	30E216FE	30E216FF
1-3/8 - 6	-	-	30E224CE	30E224CF
1-3/8 - 12	-	-	30E224FE	30E224FF
1-1/2 - 6	-	-	30E232CE	30E232CF
1-1/2 - 12	-	-	30E232FE	30E232FF
1-5/8 (5-1/2)	-	-	-	30E240CF
1-5/8 - 12	-	-	-	30E240FF
1-3/4 - 5	-	-	-	30E248CF
1-3/4 - 12	-	-	-	30E248FF
1-7/8 - 5	-	-	-	30E256CF
1-7/8 - 12	-	-	-	30E256FF
2 (4-1/2)	-	-	-	30E264CF
2 - 12	-	-	-	30E264FF

### Tech tip!

*The round split adjustable die may be adjusted through the screws on the holder. Adjustment on the open type is done by turning the three screws on the holder. A die holder or handle is needed for proper operation of round split adjustable dies.*

# THREADING ADJUSTABLE ROUND SPLIT DIES

## 3050E SERIES Pipe Dies (NPT)

**HIGH SPEED STEEL**

Machine Screw  
Fractional / Bright

Size (Inches)	Outer Diameter (O.D.)				
	1" Order No.	1-1/2" Order No.	2" Order No.	2-1/2" Order No.	3" Order No.
1/16 - 24	305E104B	-	-	-	-
1/8 - 27	305E108B	305E108C	-	-	-
1/4 - 18	-	305E116C	-	-	-
3/8 - 18	-	-	305E124D	-	-
1/2 - 14	-	-	305E132D	-	-
3/4 - 14	-	-	305E148D	-	-
1 - 11-1/2	-	-	-	305E164E	-
1-1/4 - 11-1/2	-	-	-	-	305E216F
1-1/2 - 11-1/2	-	-	-	-	305E232F



3050E



3100E

## 3100E SERIES

**HIGH SPEED STEEL**

Machine Screw  
Metric / Bright

Size (mm)	Outer Diameter (O.D.)		
	13/16" Order No.	1" Order No.	1-1/2" Order No.
1.6 x 0.35	31E016AA	-	-
2 x 0.40	31E020AA	31E020AB	-
2.2 x 0.45	-	31E022AB	-
2.3 x 0.40	-	31E023AB	-
2.5 x 0.45	31E025AA	31E025AB	-
2.6 x 0.45	-	31E026AB	-
3 x 0.50	-	31E030AB	-
3.5 x 0.50	-	31E035AB	-
3.5 x 0.60	-	31E035BB	-
4 x 0.50	31E040AA	31E040AB	-
4 x 0.70	31E040BA	31E040BB	-
4.5 x 0.50	-	31E045AB	-
4.5 x 0.75	-	31E045BB	-
5 x 0.50	-	31E050AB	-
5 x 0.80	31E050BA	31E050BB	-
5 x 1	-	31E050CB	-
6 x 0.50	-	31E060AB	-
6 x 0.75	-	31E060BB	-
6 x 1	-	31E060CB	-
7 x 0.75	-	31E070AB	-
7 x 1	-	31E070BB	-
8 x 0.75	-	31E080AB	-
8 x 1	-	31E080BB	-
8 x 1.25	-	31E080CB	-
9 x 1	-	-	31E090AC
9 x 1.25	-	31E090BB	31E090BC
10 x 0.75	-	31E100AB	31E100AC
10 x 1	-	31E100BB	31E100BC
10 x 1.25	-	31E100CB	-

Size (mm)	Outer Diameter (O.D.)				
	1" Order No.	1-1/2" Order No.	2" Order No.	2-1/2" Order No.	3" Order No.
10 x 1.5	31E100DB	31E100DC	-	-	-
11 x 1	-	31E110AC	-	-	-
11 x 1.5	31E110BB	31E110BC	-	-	-
12 x 1	-	31E120AC	-	-	-
12 x 1.25	-	31E120BC	-	-	-
12 x 1.5	-	31E120CC	-	-	-
12 x 1.75	-	31E120DC	-	-	-
14 x 1	-	31E140AC	-	-	-
14 x 1.25	-	31E140BC	-	-	-
14 x 1.5	-	31E140CC	-	-	-
14 x 2	-	31E140DC	-	-	-
15 x 1.5	-	31E150AC	-	-	-
16 x 1	-	31E160AC	-	-	-
16 x 1.5	-	31E160BC	-	-	-
16 x 2	-	31E160CC	-	-	-
17 x 1.5	-	31E170AC	-	-	-
18 x 1.5	-	31E180BC	-	-	-
18 x 2	-	31E180CC	-	-	-
18 x 2.5	-	31E180DC	-	-	-
20 x 1	-	31E200AC	31E200AD	-	-
20 x 1.5	-	31E200BC	31E200BD	-	-
20 x 2	-	-	31E200CD	-	-
20 x 2.5	-	-	31E200DD	-	-
22 x 1	-	-	31E220AD	-	-
22 x 1.5	-	-	31E220BD	-	-
22 x 2	-	-	31E220CD	-	-
22 x 2.5	-	-	31E220DD	-	-
24 x 1.5	-	-	31E240AD	-	-
24 x 2	-	-	31E240BD	-	-
24 x 3	-	-	31E240CD	-	-
26 x 1.5	-	-	31E260AD	-	-
30 x 2	-	-	31E300BD	-	-
33 x 2	-	-	-	31E330AE	-
45 x 4.5	-	-	-	-	31E450AF

# THREADING HEXAGON DIE

Hex rethreading dies are designed for repairing damaged threads on bolts, screws, rods, or studs. Their hexagon shape allows them to be used in a socket, or with a wrench.

- ▷ *Hex Dies are multi-edged, internally threaded tools used for cutting external threads*
- ▷ *Same size as standard hex nuts*

**3300E SERIES**  
**HIGH SPEED STEEL**  
Machine Screw  
Fractional / Bright  
Threading Dies



3300E

Size	Threads Per Inch	Width A/F	3300E Order No.
4	40	19/32"	33E004C
6	32	19/32"	33E006C
8	32	19/32"	33E008C
10	24	19/32"	33E010C
10	32	19/32"	33E010F
12	24	19/32"	33E012C
1/4"	20	19/32"	33E116C
1/4"	28	19/32"	33E116F
5/16"	18	11/16"	33E120C
5/16"	24	11/16"	33E120F
3/8"	16	25/32"	33E124C
3/8"	24	25/32"	33E124F
7/16"	14	7/8"	33E128C
7/16"	20	7/8"	33E128F

Size	Threads Per Inch	Width A/F	3300E Order No.
1/2"	13	1-1/16"	33E132C
1/2"	20	1-1/16"	33E132F
9/16"	12	1-1/16"	33E136C
9/16"	18	1-1/16"	33E136F
5/8"	11	1-1/4"	33E140C
5/8"	18	1-1/4"	33E140F
3/4"	10	1-7/16"	33E148C
3/4"	16	1-7/16"	33E148F
7/8"	9	1-5/8"	33E156C
7/8"	14	1-5/8"	33E156F
1"	8	1-13/16"	33E164C
1"	12	1-13/16"	33E164F
1"	14	1-13/16"	33E164S

- ▷ *Carbon steel hex dies are for repair work only; not recommended for creating new threads*
- ▷ *Extra thick, allows user to rethread damaged or jammed threads*
- ▷ *Same size as standard hex nuts*

**3350E SERIES**  
**CARBON**  
Machine Screw  
Fractional / Bright  
Rethreading Dies



3350E

Size	Threads Per Inch	Width A/F	3350E Order No.
4	40	19/32"	335E004C
4	48	19/32"	335E004F
5	40	19/32"	335E005C
5	44	19/32"	335E005F
6	32	19/32"	335E006C
6	40	19/32"	335E006F
8	32	19/32"	335E008C
8	36	19/32"	335E008F
10	24	19/32"	335E010C
10	32	19/32"	335E010F
12	24	19/32"	335E012C
12	28	19/32"	335E012F
1/4"	20	19/32"	335E116C
1/4"	28	19/32"	335E116F
5/16"	18	11/16"	335E120C
5/16"	24	11/16"	335E120F
3/8"	16	25/32"	335E124C
3/8"	24	25/32"	335E124F
7/16"	14	7/8"	335E128C
7/16"	20	7/8"	335E128F
1/2"	13	1-1/16"	335E132C
1/2"	20	1-1/16"	335E132F
9/16"	12	1-1/16"	335E136C

Size	Threads Per Inch	Width A/F	3350E Order No.
9/16"	18	1-1/16"	335E136F
5/8"	11	1-1/4"	335E140C
5/8"	18	1-1/4"	335E140F
11/16"	11	1-7/16"	335E144C
11/16"	16	1-7/16"	335E144F
3/4"	10	1-7/16"	335E148C
3/4"	16	1-7/16"	335E148F
7/8"	9	1-5/8"	335E156C
7/8"	14	1-5/8"	335E156F
1"	8	1-13/16"	335E164C
1"	12	1-13/16"	335E164F
1"	14	1-13/16"	335E164S
1-1/8"	7	2"	335E208C
1-1/8"	12	2"	335E208F
1-1/4"	7	2-3/16"	335E216C
1-1/4"	12	2-3/16"	335E216F
1-3/8"	6	2-3/8"	335E224C
1-3/8"	12	2-3/8"	335E224F
1-1/2"	6	2-9/16"	335E232C
1-1/2"	12	2-9/16"	335E232F
1-5/8"	5-1/2	3-1/8"	335E240C
1-5/8"	12	3-1/8"	335E240F
1-3/4"	5	3-1/8"	335E248C

Size	Threads Per Inch	Width A/F	3350E Order No.
1-3/4"	12	3-1/8"	335E248F
1-7/8"	5	3-1/8"	335E256C
1-7/8"	12	3-1/8"	335E256F
2"	4-1/2	3-1/2"	335E264C
2"	12	3-1/2"	335E264F
2-1/4"	4-1/2	3-1/2"	335E316C
2-1/4"	12	3-1/2"	335E316F
2-1/2"	4	4-1/2"	335E332C
2-1/2"	12	4-1/2"	335E332F
2-3/4"	4	4-1/2"	335E348C
2-3/4"	12	4-1/2"	335E348F
3"	4	5"	335E364C
3"	12	5"	335E364F
3-1/4"	4	5"	335E416C
3-1/4"	12	5"	335E416F
3-1/2"	4	5"	335E432C
3-1/2"	12	5"	335E432F
3-3/4"	4	6"	335E448C
3-3/4"	12	6"	335E448F
4"	4	6"	335E464C
4"	12	6"	335E464F

## THREADING HEXAGON DIES

### 3350E SERIES 8-Pitch

**CARBON**

Machine Screw  
Fractional / Bright  
Rethreading Dies



3350E

Size	Threads Per Inch	Width A/F	3350E Order No.
1-1/8"	8	2"	335E208N
1-1/4"	8	2"	335E216N
1-3/8"	8	2-3/16"	335E224N
1-1/2"	8	2-3/16"	335E232N
1-5/8"	8	2-3/8"	335E240N
1-3/4"	8	2-3/8"	335E248N
1-7/8"	8	2-9/16"	335E256N
2"	8	2-9/16"	335E264N
2-1/4"	8	3-1/8"	335E316N
2-3/8"	8	3-1/8"	335E324N
2-1/2"	8	3-1/8"	335E332N
2-5/8"	8	3-1/8"	335E340N
2-3/4"	8	3-1/8"	335E348N
2-7/8"	8	3-1/8"	335E356N
3"	8	3-1/2"	335E364N
3-1/4"	8	3-1/2"	335E416N
3-1/2"	8	3-1/2"	335E432N
3-3/4"	8	3-1/2"	335E448N
4"	8	4-1/2"	335E464N

## THREADING HEXAGON DIES

### 3380E SERIES Pipe Dies (NPT)

**CARBON**

Machine Screw  
Fractional / Bright  
Rethreading Dies



3380E

Size	Threads Per Inch	Width A/F	3380E Order No.
1/8"	27	25/32"	338E108
1/4"	18	1-1/16"	338E116
3/8"	18	1-1/4"	338E124
1/2"	14	1-5/8"	338E132
3/4"	14	1-13/16"	338E148
1"	11-1/2	2-3/16"	338E164
1-1/4"	11-1/2	3-1/8"	338E216
1-1/2"	11-1/2	3-1/8"	338E232
2"	11-1/2	4"	338E264

## THREADING HEXAGON DIES

### 3360E SERIES

**CARBON**

Machine Screw  
Metric / Bright  
Rethreading Dies



3360E

Size (mm)	Pitch (mm)	Width A/F	3360E Order No.
3	0.5	19/32"	336E030A
3	0.6	19/32"	336E030B
3.5	0.6	19/32"	336E035A
4	0.7	19/32"	336E040A
4	0.75	19/32"	336E040B
4.5	0.75	19/32"	336E045A
5	0.8	19/32"	336E050A
5	0.9	19/32"	336E050B
6	1	19/32"	336E060A
6	0.75	19/32"	336E060B
6.3	1	19/32"	336E063A
7	1	11/16"	336E070A
8	1	11/16"	336E080A
8	1.25	11/16"	336E080B
9	1	25/32"	336E090A
9	1.25	25/32"	336E090B
10	1.25	7/8"	336E100A
10	1.5	7/8"	336E100B
11	1.5	7/8"	336E110A
12	1.25	1-1/16"	336E120A
12	1.5	1-1/16"	336E120B
12	1.75	1-1/16"	336E120C
14	1.5	1-1/16"	336E140A
14	2	1-1/16"	336E140B
16	1.5	1-1/4"	336E160A
16	2	1-1/4"	336E160B

Size (mm)	Pitch (mm)	Width A/F	3360E Order No.
18	1.5	1-7/16"	336E180A
18	2.5	1-7/16"	336E180B
18	2	1-7/16"	336E180C
20	1.5	1-5/8"	336E200A
20	2.5	1-5/8"	336E200B
22	1.5	1-5/8"	336E220A
22	2.5	1-5/8"	336E220B
24	2	1-13/16"	336E240A
24	3	1-13/16"	336E240B
26	1.5	2"	336E260A
27	2	2"	336E270A
27	3	2"	336E270B
28	1.5	2"	336E280A
30	2	2-3/16"	336E300A
33	2	2-3/8"	336E330A
33	3.5	2-3/8"	336E330B
36	3	2-9/16"	336E360A
36	4	2-9/16"	336E360B
39	3	3-1/8"	336E390A
39	4	3-1/8"	336E390B
40	1.5	3-1/8"	336E400A
42	4.5	3-1/8"	336E420B
45	1.5	3-1/4"	336E450A
45	4.5	3-1/4"	336E450B
48	1.5	3-1/4"	336E480A
52	1.5	3-1/2"	336E520A
52	5	3-1/2"	336E520B



# TAP & DIE SETS



2000H38

Material	Pieces	Includes	Case	Order No.
<b>Tap &amp; Hexagon Die Set</b>				
TAPS: HSS USA DIES: Carbon Import	23 pcs (UNC & UNF)*	Taps & Dies: 9/16-12, 9/16-18, 5/8-11, 5/8-18, 3/4-10, 3/4-16, 7/8-9, 7/8-14, 1-8, 1-12 & 1/4-18 (NPT). Also: 1/4" to 1" Adjustable Tap Wrench.	Wood	2000H25
TAPS: HSS USA DIES: Carbon Import	36 pcs (UNC & UNF)	Taps & Dies: 4-40, 6-32, 8-32, 10-24, 10-32, 12-24, 1/4-20, 1/4-28, 5/16-18, 5/16-24, 3/8-16, 3/8-24, 7/16-14, 7/16-20, 1/2-13, 1/2-20, & 1/8-27 (NPT). Also: 1/4" to 1" Adjustable Tap Wrench, #0 to 3/8" T-Handle Tap Wrench.	Wood	2000H38
TAPS: HSS USA DIES: Carbon Import	58 pcs (UNC & UNF)	Taps & Dies: 4-40, 6-32, 8-32, 10-24, 10-32, 12-24, 1/4-20, 1/4-28, 5/16-18, 5/16-24, 3/8-16, 3/8-24, 7/16-14, 7/16-20, 1/2-13, 1/2-20, 9/16-12, 9/16-18, 5/8-11, 5/8-18, 3/4-10, 3/4-16, 7/8-9, 7/8-14, 1-8, 1-12, & 1/8-27, 1/4-18 (NPT). Also: #7 to 1/2" & 1/4" to 1" Adjustable Tap Wrench, #0 to 3/8" T-Handle Tap Wrench.	Wood	2000H63
TAPS: HSS USA DIES: Carbon Import	18 pcs (UNC)	Taps & Dies: 1/4, 5/16, 3/8, 7/16, 1/2, 9/16, 5/8, 3/4. Also: #7 to 1/2 Adjustable Tap Wrench, #12 to 1/2" T-Handle Tap Wrench.	Wood	2000HC20
TAPS: HSS USA DIES: Carbon Import	18 pcs (UNF)	Taps & Dies: 1/4, 5/16, 3/8, 7/16, 1/2, 9/16, 5/8, 3/4. Also: #7 to 1/2 Adjustable Tap Wrench, #12 to 1/2" T-Handle Tap Wrench.	Wood	2000HF20
<b>Tap &amp; Round Adjustable Die Set</b>				
High Speed Steel TAPS: USA DIES: Import	25 pcs (UNC & UNF)	Taps & Dies: 9/16-12, 9/16-18, 5/8-11, 5/8-18, 3/4-10, 3/4-16, 7/8-9, 7/8-14, 1-8, 1-12 & 1/4-18 (NPT). Also: 2" Round Die Stock, 1/4" to 1" Adjustable Tap Wrench, and 1 Screwdriver.	Wood	2000R25
High Speed Steel TAPS: USA DIES: Import	38 pcs (UNC & UNF)	Taps & Dies: 4-40, 6-32, 8-32, 10-24, 10-32, 12-24, 1/4-20, 1/4-28, 5/16-18, 5/16-24, 3/8-16, 3/8-24, 7/16-14, 7/16-20, 1/2-13, 1/2-20 & 1/8-27 (NPT). Also: 1" Round Die Stock, 1/4" to 1" Adjustable Tap Wrench, #0 to 3/8" T-Handle Tap Wrench and 1 Screwdriver.	Wood	2000R38
High Speed Steel TAPS: USA DIES: Import	63 pcs (UNC & UNF)	Taps & Dies: 4-40, 6-32, 8-32, 10-24, 10-32, 12-24, 1/4-20, 1/4-28, 5/16-18, 5/16-24, 3/8-16, 3/8-24, 7/16-14, 7/16-20, 1/2-13, 1/2-20, 9/16-12, 9/16-18, 5/8-11, 5/8-18, 3/4-10, 3/4-16, 7/8-9, 7/8-14, 1-8, 1-12, & 1/8-27, 1/4-18 (NPT). Also: 1" & 2" Round Die Stock, #7 to 1/2" & 1/4" to 1" Adjustable Tap Wrench, #0 to 3/8" T-Handle Tap Wrench and 2 Screwdrivers.	Wood	2000R63
High Speed Steel TAPS: USA DIES: Import	20 pcs (UNC)	Taps & Dies: 1/4, 5/16, 3/8, 7/16, 1/2, 9/16, 5/8, 3/4. Also: 1-1/2" Round Die Stock, #7 to 1/2 Adjustable Tap Wrench, #12 to 1/2" T-Handle Tap Wrench, and 1 Screwdriver.	Wood	2000RC20
High Speed Steel TAPS: USA DIES: Import	20 pcs (UNF)	Taps & Dies: 1/4, 5/16, 3/8, 7/16, 1/2, 9/16, 5/8, 3/4. Also: 1-1/2" Round Die Stock, #7 to 1/2 Adjustable Tap Wrench, #12 to 1/2" T-Handle Tap Wrench, and 1 Screwdriver.	Wood	2000RF20

\* UNF threads are Unified fine pitch threads, UNC threads are Unified coarse pitch threads.

## TAP & DIE SETS



2800E36



3300EC10



3350C20

Material	Pieces	Includes	Case	Order No.
<b>Pipe Tap &amp; Die Set</b>				
Carbon	12 pcs (NPT)	Taper Pipe Taps: 1/8-27, 1/4-18, 3/8-18, 1/2-14, 3/4-14, 1 - 11-1/2. Hexagon Pipe Dies: 1/8-27, 1/4-18, 3/8-18, 1/2-14, 3/4-14, 1 - 11-1/2.	Plastic	2700C12
<b>Tap &amp; Die Set</b>				
High Speed Steel	40 pcs (UNC & UNF)	4-40 thru 1/2", Round Adjustable Dies	Plastic	2000E40
Carbon	36 pcs (Metric)	4mm thru 12mm, Round Adjustable or Hex Dies	Plastic	2800C36
High Speed Steel	36 pcs (Metric)	4mm thru 12mm, Round Adjustable Dies	Plastic	2800E36
<b>Hexagon Die Sets (Dies Only)</b>				
High Speed Steel	20 pcs (UNC & UNF)	1/4, 5/16, 3/8, 7/16, 1/2, 9/16, 5/8, 3/4, 7/8, & 1"	Wood	3300E20
High Speed Steel	10 pcs (UNC)	1/4, 5/16, 3/8, 7/16, 1/2, 9/16, 5/8, 3/4, 7/8, & 1"	Wood	3300EC10
High Speed Steel	10 pcs (UNF)	1/4, 5/16, 3/8, 7/16, 1/2, 9/16, 5/8, 3/4, 7/8, & 1"	Wood	3300EF10
Carbon	20 pcs (UNC & UNF)	1/4, 5/16, 3/8, 7/16, 1/2, 9/16, 5/8, 3/4, 7/8, & 1"	Wood	3350C20
Carbon	10 pcs (UNC)	1/4, 5/16, 3/8, 7/16, 1/2, 9/16, 5/8, 3/4, 7/8, & 1"	Wood	3350CC10
Carbon	10 pcs (UNF)	1/4, 5/16, 3/8, 7/16, 1/2, 9/16, 5/8, 3/4, 7/8, & 1"	Wood	3350CF10

### 3000DS SERIES Die Stocks 3 Screw Type

Designed for use with round adjustable split dies.



3000DS

Size	Overall Length	3000DS Order No.
13/16"	7"	3000DS1
1"	8 1/4"	3000DS2
1-1/2"	11 3/4"	3000DS3
2"	15 1/2"	3000DS4
2-1/2"	19"	3000DS5
3"	22 1/2"	3000DS6

# 04

## CARBIDE BURRS





# QUICK PAGES REFERENCES

## CARBIDE BURRS



### Single & Double Cut Burrs

#### Bright Finish

For most ferrous metals, hard alloys; aluminum

Series 7'	Catalog page reference
7000A / 7000AX, 7000B	411
7000C / 7000CX, 7000D / 7000DX	412
7000E / 7000EX, 7000F / 7000FX, 7000G / 7000GX	413
7000H / 7000HX, 7000J, 7000K	414
7000L / 7000LX, 7000M, 7000N / 7000NE	415

### Aluminium/Non-Ferrous Cut Burrs

#### Bright Finish

For aluminum and other non-ferrous materials

Series 7'	Catalog page reference
7000AAL, 7000CAL, 7000DAL, 7000EAL, 7000FAL, 7000LAL	418

### Burrs Sets

#### Bright Finish

For high-performance on most ferrous metal, hard alloys; aluminum

Order No.	Catalog page reference
70S001SC / 70S001DC	420
70S002SC / 70S002DC	
70S003SC / 70S003DC	
70S004SC / 70S004DC	
70S005SC / 70S005DC	
70S006SC / 70S006DC	
70S007SC / 70S007DC	
70S011DC	
70S010NF	

### Burrs Display

#### Bright Finish

For high-performance on non-ferrous, aluminium and soft metal

Order No.	Catalog page reference
70S033SC / 70S033DC	420
70S066SC / 70S066DC	
70S099SC / 70S099DC	

### Heavy-Duty Single & Double Cut Burrs

#### Bright Finish

For Stainless Steel

Series 01V	Catalog page reference
01V	416, 417

### Heavy-Duty Aluminium / Non-Ferrous Cut Burrs

#### Bright Finish

For most ferrous metals, hard alloys; aluminum

Series 01V	Catalog page reference
01V	419

### Burrs Sets

#### Production kit

For most ferrous metals, hard alloys; aluminum

Order No.	Catalog page reference
01V990 / 01V995 / 01V996	420

### Point Grinder

#### Dialspeed™ 6141

For fitting and finishing work

Order No.	Catalog page reference
30A141	421



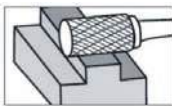

# SINGLE & DOUBLE CUT BURRS

Manufactured from premium-grade Tungsten Carbide, they are primarily used to remove burrs (the small flakes of metal) that often remain on the workpiece after the machining process.

- ▷ One of the most widely used and versatile cutting tools
- ▷ Burrs are available in single cut, double cut, and non-ferrous/aluminum cut
- ▷ All sizes are individually packaged
- ▷ Special sizes and profiles are available upon request

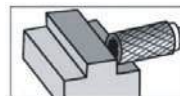


**7000A / 7000AX**  
Shape: Cylindrical  
Use: Deburring



SA Burr Profile

**7000B**  
Shape: Cylindrical with End Cut  
Use: Interior Contour Work



SB Burr Profile

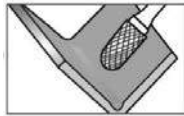
Tool No.	Cutter Dia.	Shank Dia.	Length of Cut	Single Cut Order No.	Double Cut Order No.
<b>Series 7000A – Cylindrical</b>					
SA-11	1/8"	1/4"	1/2"	7A108BSC	7A108BDC
SA-12	1/8"	1/4"	5/8"	7A108ASC	7A108ADC
SA-14	3/16"	1/4"	5/8"	7A112ASC	7A112ADC
SA-1	1/4"	1/4"	5/8"	7A116ASC	7A116ADC
SA-1L	1/4"	1/4"	1"	7A116BSC	7A116BDC
SA-2	5/16"	1/4"	3/4"	7A120ASC	7A120ADC
SA-2L	5/16"	1/4"	1"	7A120BSC	7A120BDC
SA-3	3/8"	1/4"	3/4"	7A124ASC	7A124ADC
SA-3L	3/8"	1/4"	1"	7A124BSC	7A124BDC
SA-3XL	3/8"	1/4"	1-1/2"	7A124CSC	7A124CDC
SA-4	7/16"	1/4"	1"	7A128BSC	7A128BDC
SA-5	1/2"	1/4"	1"	7A132BSC	7A132BDC
SA-6	5/8"	1/4"	1"	7A140BSC	7A140BDC
SA-16	3/4"	1/4"	3/4"	7A148ASC	7A148ADC
SA-7	3/4"	1/4"	1"	7A148BSC	7A148BDC
SA-9	1"	1/4"	1"	7A164BSC	7A164BDC
<b>Series 7000A – Miniature</b>					
SA-41	1/16"	1/8"	1/4"	70A041SC	70A041DC
SA-42	3/32"	1/8"	7/16"	70A042SC	70A042DC
SA-43	1/8"	1/8"	9/16"	70A043SC	70A043DC
SA-51	1/4"	1/8"	1/2"	70A051SC	70A051DC
SA-52	5/32"	1/8"	1/2"	70A052SC	70A052DC
SA-53	3/16"	1/8"	1/2"	70A053SC	70A053DC
SA-61	1/16"	3/32"	1/4"	70A061SC	70A061DC
SA-63	3/32"	3/32"	3/8"	70A063SC	70A063DC
SA-81	3/16"	3/16"	1/2"	70A081SC	70A081DC
SA-43L2	1/8"	1/8"	9/16"	7A43L2SC	7A43L2DC
SA-43L3	1/8"	1/8"	9/16"	7A43L3SC	7A43L3DC
<b>Series 7000AX – 6" Extra Long</b>					
SA-1L6	1/4"	1/4"	1/2"	7AX116SC	7AX116DC
SA-3L6	3/8"	1/4"	3/4"	7AX124SC	7AX124DC
SA-5L6	1/2"	1/4"	1"	7AX132SC	7AX132DC

Tool No.	Cutter Dia.	Shank Dia.	Length of Cut	Single Cut Order No.	Double Cut Order No.
<b>Series 7000B – Cylindrical With End Cut</b>					
SB-12	1/8"	1/4"	5/8"	7B108ASC	7B108ADC
SB-11	1/8"	1/4"	1/2"	7B108BSC	7B108BDC
SB-14	3/16"	1/4"	5/8"	7B112ASC	7B112ADC
SB-1	1/4"	1/4"	5/8"	7B116ASC	7B116ADC
SB-1L	1/4"	1/4"	1"	7B116BSC	7B116BDC
SB-2	5/16"	1/4"	3/4"	7B120ASC	7B120ADC
SB-2L	5/16"	1/4"	1"	7B120BSC	7B120BDC
SB-3	3/8"	1/4"	3/4"	7B124ASC	7B124ADC
SB-3L	3/8"	1/4"	1"	7B124BSC	7B124BDC
SB-3XL	3/8"	1/4"	1-1/2"	7B124CSC	7B124CDC
SB-4	7/16"	1/4"	1"	7B128BSC	7B128BDC
SB-5	1/2"	1/4"	1"	7B132BSC	7B132BDC
SB-6	5/8"	1/4"	1"	7B140BSC	7B140BDC
SB-16	3/4"	1/4"	3/4"	7B148ASC	7B148ADC
SB-7	3/4"	1/4"	1"	7B148BSC	7B148BDC
SB-9	1"	1/4"	1"	7B164BSC	7B164BDC
<b>Series 7000B – Miniature</b>					
SB-43	1/8"	1/8"	9/16"	70B043SC	70B043DC
SB-51	1/4"	1/8"	3/16"	70B051SC	70B051DC
SB-ECO	1/8"	1/8"	-	70BECOSC	70BECODC

## SINGLE & DOUBLE CUT BURRS

### 7000C / 7000CX

Shape: Cylindrical Ball Nose  
Use: Surface Milling & Contour Work

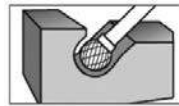



SC Burr Profile

Tool No.	Cutter Dia.	Shank Dia.	Length of Cut	Single Cut Order No.	Double Cut Order No.
<b>Series 7000C – Cylindrical Ball Nose</b>					
SC-11	1/8"	1/4"	1/2"	7C108BSC	7C108BDC
SC-12	1/8"	1/4"	5/8"	7C108ASC	7C108ADC
SC-14	3/16"	1/4"	5/8"	7C112ASC	7C112ADC
SC-1	1/4"	1/4"	5/8"	7C116ASC	7C116ADC
SC-1L	1/4"	1/4"	1"	7C116BSC	7C116BDC
SC-2	5/16"	1/4"	3/4"	7C120ASC	7C120ADC
SC-2L	5/16"	1/4"	1"	7C120BSC	7C120BDC
SC-3	3/8"	1/4"	3/4"	7C124ASC	7C124ADC
SC-3L	3/8"	1/4"	1"	7C124BSC	7C124BDC
SC-3XL	3/8"	1/4"	1-1/2"	7C124CSC	7C124CDC
SC-4	7/16"	1/4"	1"	7C128BSC	7C128BDC
SC-5	1/2"	1/4"	1"	7C132BSC	7C132BDC
SC-6	5/8"	1/4"	1"	7C140BSC	7C140BDC
SC-7	3/4"	1/4"	1"	7C148BSC	7C148BDC
SC-9	1"	1/4"	1"	7C164BSC	7C164BDC
<b>Series 7000C – Miniature</b>					
SC-41	3/32"	1/8"	7/16"	70C041SC	70C041DC
SC-42	1/8"	1/8"	9/16"	70C042SC	70C042DC
SC-51	1/4"	1/8"	1/2"	70C051SC	70C051DC
SC-52	5/32"	1/8"	1/2"	70C052SC	70C052DC
SC-53	3/16"	1/8"	1/2"	70C053SC	70C053DC
SC-61	3/32"	3/32"	3/8"	70C061SC	70C061DC
SC-81	3/16"	3/16"	1/2"	70C081SC	70C081DC
SC-42L2	1/8"	1/8"	9/16"	7C42L2SC	7C42L2DC
SC-42L3	1/8"	1/8"	9/16"	7C42L3SC	7C42L3DC
<b>Series 7000CX – 6" Extra Long</b>					
SC-1L6	1/4"	1/4"	1/2"	7CX116SC	7CX116DC
SC-3L6	3/8"	1/4"	3/4"	7CX124SC	7CX124DC
SC-5L6	1/2"	1/4"	1"	7CX132SC	7CX132DC

### 7000D / 7000DX

Shape: Ball  
Use: Surface Milling, Deburring & Contour Work




SD Burr Profile

Tool No.	Cutter Dia.	Shank Dia.	Length of Cut	Single Cut Order No.	Double Cut Order No.
<b>Series 7000D – Ball Shape</b>					
SD-12	1/8"	1/4"	1/8"	7D108ASC	7D108ADC
SD-14	3/16"	1/4"	3/16"	7D112ASC	7D112ADC
SD-1	1/4"	1/4"	1/4"	7D116ASC	7D116ADC
SD-2	5/16"	1/4"	5/16"	7D120ASC	7D120ADC
SD-3	3/8"	1/4"	3/8"	7D124ASC	7D124ADC
SD-4	7/16"	1/4"	7/16"	7D128ASC	7D128ADC
SD-5	1/2"	1/4"	1/2"	7D132ASC	7D132ADC
SD-6	5/8"	1/4"	5/8"	7D140ASC	7D140ADC
SD-7	3/4"	1/4"	3/4"	7D148ASC	7D148ADC
SD-9	1"	1/4"	1"	7D164ASC	7D164ADC
<b>Series 7000D – Miniature</b>					
SD-41	3/32"	1/8"	3/32"	70D041SC	70D041DC
SD-42	1/8"	1/8"	1/8"	70D042SC	70D042DC
SD-51	1/4"	1/8"	7/32"	70D051SC	70D051DC
SD-53	3/16"	1/8"	5/32"	70D053SC	70D053DC
SD-61	3/32"	3/32"	3/32"	70D061SC	70D061DC
SD-81	3/16"	3/16"	5/32"	70D081SC	70D081DC
SD-42L2	1/8"	1/8"	1/8"	7D42L2SC	7D42L2DC
SD-42L3	1/8"	1/8"	1/8"	7D42L3SC	7D42L3DC
<b>Series 7000DX – 6" Extra Long</b>					
SD-1L6	1/4"	1/4"	7/32"	7DX116SC	7DX116DC
SD-3L6	3/8"	1/4"	5/16"	7DX124SC	7DX124DC
SD-5L6	1/2"	1/4"	7/16"	7DX132SC	7DX132DC

# SINGLE & DOUBLE CUT BURRS

## 7000E / 7000EX


Shape: Oval  
Use: Contour Work



SE Burr Profile

## 7000F / 7000FX

Shape: Round Tree  
Use: Narrow Contour Work



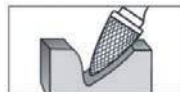
SF Burr Profile

Tool No.	Cutter Dia.	Shank Dia.	Length of Cut	Single Cut Order No.	Double Cut Order No.
<b>Series 7000F – Round Tree Shape</b>					
SF-11	1/8"	1/4"	5/8"	7F108BSC	7F108BDC
SF-12	1/8"	1/4"	1/2"	7F108ASC	7F108ADC
SF-1	1/4"	1/4"	5/8"	7F116ASC	7F116ADC
SF-1L	1/4"	1/4"	3/4"	7F116BSC	7F116BDC
SF-3	3/8"	1/4"	3/4"	7F124ASC	7F124ADC
SF-4	7/16"	1/4"	1"	7F128ASC	7F128ADC
SF-13	1/2"	1/4"	3/4"	7F132ASC	7F132ADC
SF-5	1/2"	1/4"	1"	7F132BSC	7F132BDC
SF-6	5/8"	1/4"	1"	7F140ASC	7F140ADC
SF-7	3/4"	1/4"	1"	7F148ASC	7F148ADC
SF-14	3/4"	1/4"	1-1/4"	7F148BSC	7F148BDC
SF-15	3/4"	1/4"	1-1/2"	7F148CSC	7F148CDC
<b>Series 7000F – Miniature</b>					
SF-41	1/8"	1/8"	1/4"	70F041SC	70F041DC
SF-42	1/8"	1/8"	1/2"	70F042SC	70F042DC
SF-51	1/4"	1/8"	1/2"	70F051SC	70F051DC
SF-53	3/16"	1/8"	1/2"	70F053SC	70F053DC
SF-61	3/32"	3/32"	1/4"	70F061SC	70F061DC
SF-81	3/16"	3/16"	1/2"	70F081SC	70F081DC
SF-42L2	1/8"	1/8"	1/2"	7F42L2SC	7F42L2DC
SF-42L3	1/8"	1/8"	1/2"	7F42L3SC	7F42L3DC
<b>Series 7000FX – 6" Extra Long</b>					
SF-1L6	1/4"	1/4"	1/2"	7FX116SC	7FX116DC
SF-3L6	3/8"	1/4"	3/4"	7FX124SC	7FX124DC
SF-5L6	1/2"	1/4"	1"	7FX132SC	7FX132DC

Tool No.	Cutter Dia.	Shank Dia.	Length of Cut	Single Cut Order No.	Double Cut Order No.
<b>Series 7000E – Oval Shape</b>					
SE-11	3/16"	1/4"	5/16"	7E112ASC	7E112ADC
SE-1	1/4"	1/4"	3/8"	7E116ASC	7E116ADC
SE-2	5/16"	1/4"	5/8"	7E120ASC	7E120ADC
SE-3	3/8"	1/4"	5/8"	7E124ASC	7E124ADC
SE-5	1/2"	1/4"	7/8"	7E132ASC	7E132ADC
SE-6	5/8"	1/4"	1"	7E140ASC	7E140ADC
SE-7	3/4"	1/4"	1"	7E148ASC	7E148ADC
<b>Series 7000E – Miniature</b>					
SE-41	1/8"	1/8"	7/32"	70E041SC	70E041DC
SE-51	1/4"	1/8"	3/8"	70E051SC	70E051DC
SE-53	3/16"	1/8"	9/32"	70E053SC	70E053DC
SE-61	3/32"	3/32"	1/8"	70E061SC	70E061DC
SE-81	3/16"	3/16"	9/32"	70E081SC	70E081DC
SE-41L2	1/8"	1/8"	7/32"	7E41L2SC	7E41L2DC
SE-41L3	1/8"	1/8"	7/32"	7E41L3SC	7E41L3DC
<b>Series 7000EX – 6" Extra Long</b>					
SE-1L6	1/4"	1/4"	3/8"	7EX116SC	7EX116DC
SE-3L6	3/8"	1/4"	5/8"	7EX124SC	7EX124DC
SE-5L6	1/2"	1/4"	7/8"	7EX132SC	7EX132DC

## 7000G / 7000GX

Shape: Pointed Tree  
Use: Surface Milling & Narrow Contour Work



SG Burr Profile

Tool No.	Cutter Dia.	Shank Dia.	Length of Cut	Single Cut Order No.	Double Cut Order No.
<b>Series 7000G – Pointed Tree Shape</b>					
SG-1	1/4"	1/4"	5/8"	7G116ASC	7G116ADC
SG-1L	1/4"	1/4"	3/4"	7G116BSC	7G116BDC
SG-2	5/16"	1/4"	3/4"	7G120ASC	7G120ADC
SG-3	3/8"	1/4"	3/4"	7G124ASC	7G124ADC
SG-13	1/2"	1/4"	3/4"	7G132ASC	7G132ADC
SG-5	1/2"	1/4"	1"	7G132BSC	7G132BDC
SG-6	5/8"	1/4"	1"	7G140ASC	7G140ADC
SG-7	3/4"	1/4"	1"	7G148ASC	7G148ADC
SG-15	3/4"	1/4"	1-1/2"	7G148BSC	7G148BDC
<b>Series 7000G – Miniature</b>					
SG-41	1/8"	1/8"	1/4"	70G041SC	70G041DC
SG-42	1/8"	1/8"	5/16"	70G042SC	70G042DC
SG-43	1/8"	1/8"	3/8"	70G043SC	70G043DC
SG-44	1/8"	1/8"	1/2"	70G044SC	70G044DC
SG-51	1/4"	1/8"	1/2"	70G051SC	70G051DC
SG-53	3/16"	1/8"	1/2"	70G053SC	70G053DC
SG-61	3/32"	3/32"	1/4"	70G061SC	70G061DC
SG-81	3/16"	3/16"	1/2"	70G081SC	70G081DC
SG-44L2	1/8"	1/8"	1/2"	7G44L2SC	7G44L2DC
SG-44L3	1/8"	1/8"	1/2"	7G44L3SC	7G44L3DC
<b>Series 7000GX – 6" Extra Long</b>					
SG-1L6	1/4"	1/4"	1/2"	7GX116SC	7GX116DC
SG-3L6	3/8"	1/4"	3/4"	7GX124SC	7GX124DC
SG-5L6	1/2"	1/4"	1"	7GX132SC	7GX132DC

# 04 SINGLE & DOUBLE CUT BURRS

## CARBIDE BURRS

### 7000H / 7000HX

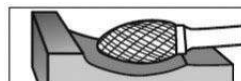
Shape: Flame  
Use: Contour Work



7000H



7000HX



SH Burr Profile

Tool No.	Cutter Dia.	Shank Dia.	Length of Cut	Single Cut Order No.	Double Cut Order No.
<b>Series 7000H – Flame Shape</b>					
SH-1	1/4"	1/4"	1/2"	7H116ASC	7H116ADC
SH-2	5/16"	1/4"	3/4"	7H120ASC	7H120ADC
SH-5	1/2"	1/4"	1-1/4"	7H132ASC	7H132ADC
SH-6	5/8"	1/4"	1-7/16"	7H140ASC	7H140ADC
SH-7	3/4"	1/4"	1-5/8"	7H148ASC	7H148ADC
<b>Series 7000H – Miniature</b>					
SH-41	1/8"	1/8"	1/4"	70H041SC	70H041DC
SH-53	3/16"	1/8"	3/8"	70H053SC	70H053DC
SH-41L2	1/8"	1/8"	1/4"	7H41L2SC	7H41L2DC
SH-41L3	1/8"	1/8"	1/4"	7H41L3SC	7H41L3DC
<b>Series 7000HX – 6" Extra Long</b>					
SH-2L6	5/16"	1/4"	3/4"	7HX120SC	7HX120DC
SH-5L6	1/2"	1/4"	1-1/4"	7HX132SC	7HX132DC

### 7000J

Shape: 60° Included Angle  
Use: Machining of Acute Angle Areas & Countersinking



7000J




SJ Burr Profile

Tool No.	Cutter Dia.	Shank Dia.	Length of Cut	Single Cut Order No.	Double Cut Order No.
<b>Series 7000J – 60° Included Angle</b>					
SJ-1	3/16"	1/4"	3/16"	7J116ASC	7J116ADC
SJ-2	1/4"	1/4"	1/4"	7J120ASC	7J120ADC
SJ-3	5/16"	1/4"	1/4"	7J124ASC	7J124ADC
SJ-5	3/8"	1/4"	7/16"	7J132ASC	7J132ADC
SJ-6	1/2"	1/4"	1/2"	7J140ASC	7J140ADC
SJ-7	5/8"	1/4"	5/8"	7J148ASC	7J148ADC
SJ-9	3/4"	1/4"	3/4"	7J164ASC	7J164ADC
<b>Series 7000J – Miniature</b>					
SJ-42	1/8"	1/8"	3/32"	70J042SC	70J042DC

### 7000K

Shape: 90° Included Angle  
Use: Machining of Acute Angle Areas & Countersinking



7000K



SK Burr Profile

Tool No.	Cutter Dia.	Shank Dia.	Length of Cut	Single Cut Order No.	Double Cut Order No.
<b>Series 7000K – 90° Included Angle</b>					
SK-1	1/4"	1/4"	1/8"	7K116ASC	7K116ADC
SK-2	5/16"	1/4"	3/16"	7K120ASC	7K120ADC
SK-3	3/8"	1/4"	3/16"	7K124ASC	7K124ADC
SK-5	1/2"	1/4"	1/4"	7K132ASC	7K132ADC
SK-6	5/8"	1/4"	5/16"	7K140ASC	7K140ADC
SK-7	3/4"	1/4"	3/8"	7K148ASC	7K148ADC
SK-9	1"	1/4"	1/2"	7K164ASC	7K164ADC
<b>Series 7000K – Miniature</b>					
SK-42	1/8"	1/8"	7/32"	70K042SC	70K042DC

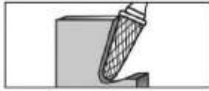


# SINGLE & DOUBLE CUT BURRS

## 7000L / 7000LX

Shape: 14° Included Angle

Use: Surface Machining & Narrow Contour Work



SL Burr Profile

Tool No.	Cutter Dia.	Shank Dia.	Length of Cut	Single Cut Order No.	Double Cut Order No.
<b>Series 7000L – 14° Included Angle</b>					
SL-1	1/4"	1/4"	5/8"	7L116ASC	7L116ADC
SL-2	5/16"	1/4"	7/8"	7L120ASC	7L120ADC
SL-3	3/8"	1/4"	1-1/16"	7L124ASC	7L124ADC
SL-4	1/2"	1/4"	1-1/8"	7L132ASC	7L132ADC
SL-5	5/8"	1/4"	1-3/16"	7L140ASC	7L140ADC
SL-6	5/8"	1/4"	1-5/16"	7L140BSC	7L140BDC
SL-7	3/4"	1/4"	1-1/2"	7L148ASC	7L148ADC
<b>Series 7000L – Miniature</b>					
SL-41	1/8"	1/8"	3/8"	70L041SC	70L041DC
SL-42	1/8"	1/8"	1/2"	70L042SC	70L042DC
SL-53	3/16"	1/8"	1/2"	70L053SC	70L053DC
SL-81	3/16"	3/16"	7/16"	70L081SC	70L081DC
SL-42L2	1/8"	1/8"	1/2"	7L42L2SC	7L42L2DC
SL-42L3	1/8"	1/8"	1/2"	7L42L3SC	7L42L3DC
<b>Series 7000LX – 6" Extra Long</b>					
SL-1L6	1/4"	1/4"	5/8"	7LX116SC	7LX116DC
SL-3L6	3/8"	1/4"	1-1/16"	7LX124SC	7LX124DC
SL-4L6	1/2"	1/4"	1-1/8"	7LX132SC	7LX132DC

## 7000M

Shape: Cone

Use: Surface Machining & Narrow Contour Work



SM Burr Profile


Tool No.	Cutter Dia.	Shank Dia.	Length of Cut	Single Cut Order No.	Double Cut Order No.
<b>Series 7000M – Cone Shape</b>					
SM-1	1/4"	1/4"	1/2"	7M116ASC	7M116ADC
SM-2	1/4"	1/4"	3/4"	7M116BSC	7M116BDC
SM-3	1/4"	1/4"	1"	7M116CSC	7M116CDC
SM-3L	1/4"	1/4"	1-1/4"	7M116DSC	7M116DDC
SM-4	3/8"	1/4"	5/8"	7M124ASC	7M124ADC
SM-4L	3/8"	1/4"	1"	7M124BSC	7M124BDC
SM-5	1/2"	1/4"	7/8"	7M132ASC	7M132ADC
SM-6	5/8"	1/4"	1"	7M140ASC	7M140ADC
<b>Series 7000M – Miniature</b>					
SM-41	1/8"	1/8"	11/32"	70M041SC	70M041DC
SM-42	1/8"	1/8"	7/16"	70M042SC	70M042DC
SM-43	1/8"	1/8"	1/2"	70M043SC	70M043DC
SM-51	1/4"	1/8"	1/2"	70M051SC	70M051DC
SM-53	3/16"	1/8"	1/2"	70M053SC	70M053DC
SM-61	3/32"	3/32"	1/4"	70M061SC	70M061DC
SM-42L2	1/8"	1/8"	7/16"	7M42L2SC	7M42L2DC
SM-42L3	1/8"	1/8"	7/16"	7M42L3SC	7M42L3DC

## 7000N / 7000NE

7000N: Shape: Inverted cone

7000NE: Shape: Inverted cone with end cut

Use: Machining from the rear in hard to reach areas



7000N



7000NE



SN Burr Profile

Tool No.	Cutter Dia.	Shank Dia.	Length of Cut	Single Cut Order No.	Double Cut Order No.
<b>Series 7000N – Inverted Cone</b>					
SN-1	1/4"	1/4"	5/16"	7N116ASC	7N116ADC
SN-2	3/8"	1/4"	3/8"	7N124ASC	7N124ADC
SN-4	1/2"	1/4"	1/2"	7N132ASC	7N132ADC
SN-6	5/8"	1/4"	3/4"	7N140ASC	7N140ADC
SN-7	3/4"	1/4"	5/8"	7N148ASC	7N148ADC
<b>Series 7000N – Miniature</b>					
SN-41	1/8"	1/8"	1/8"	70N041SC	70N041DC
SN-42	1/8"	1/8"	3/16"	70N042SC	70N042DC
SN-51	1/4"	1/8"	1/4"	70N051SC	70N051DC
SN-53	3/16"	1/8"	1/4"	70N053SC	70N053DC
SN-61	3/32"	3/32"	1/8"	70N061SC	70N061DC
SN-81	3/16"	3/16"	1/4"	70N081SC	70N081DC
<b>Series 7000NE – Inverted Cone With End Cut</b>					
SN-1E	1/4"	1/4"	5/16"	7N116ESC	7N116EDC
SN-2E	3/8"	1/4"	3/8"	7N124ESC	7N124EDC
SN-4E	1/2"	1/4"	1/2"	7N132ESC	7N132EDC
SN-7E	3/4"	1/4"	5/8"	7N148ESC	7N148EDC

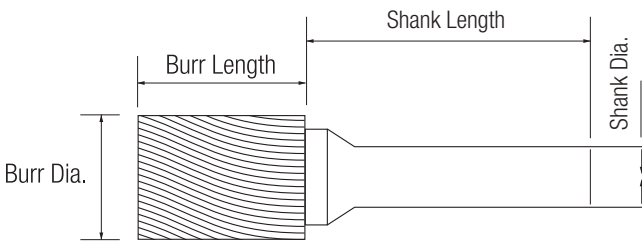
# HEAVY-DUTY SINGLE & DOUBLE CUT BURRS



## HIGH PERFORMANCE

WALTER carbide burrs are made from the highest-grade tungsten carbide and are manufactured to ensure perfect concentricity and balance. This means you get a safer product that removes material faster and is guaranteed to provide the longest working life in the industry.

- ▶ *Precise manufacturing – Burrs run perfectly true without vibration*
- ▶ *First-grade tungsten carbide – For the toughest applications in a wide range of materials*
- ▶ *Exclusive tooth design – Guarantees maximum cutting performance*
- ▶ *Advanced flute geometry – Ensures maximum cutting capacity and chip evacuation from tip to bottom*



**HIGH-STRENGTH BRAZED JOINT  
GUARANTEED TO PREVENT  
BREAKAGE**



## 1/4" SHANK Ø, DOUBLE CUT



Burr Dia. x Length	USCTI Type	Std. Lgth. Order No.	6" Shank Order No.	Std. Pkg.	Std. Ctn.
<b>Cylindrical (SA)</b>					
1/4" x 5/8"	SA-1	01V001	01V601	1	10
5/16" x 3/4"	SA-2	01V037		1	10
3/8" x 3/4"	SA-3	01V002	01V602	1	10
7/16" x 1"	SA-4	01V038		1	10
1/2" x 1"	SA-5	01V004	01V604	1	10
5/8" x 1"	SA-6	01V055		1	10
<b>Cylindrical (SB)</b>					
1/4" x 5/8"	SB-1	01V056		1	10
3/8" x 3/4"	SB-3	01V057		1	10
1/2" x 1"	SB-5	01V059		1	10
<b>Cylindrical round nose (SC)</b>					
1/4" x 5/8"	SC-1	01V005	01V605	1	10
5/16" x 3/4"	SC-2	01V039		1	10
3/8" x 3/4"	SC-3	01V006	01V606	1	10
7/16" x 1"	SC-4	01V040		1	10
1/2" x 1"	SC-5	01V007	01V607	1	10
5/8" x 1"	SC-6	01V062		1	10
3/4" x 1"	SC-7	01V073		1	10
<b>Ball (SD)</b>					
1/4" x 7/32"	SD-1	01V009	01V609	1	10
3/8" x 5/16"	SD-3	01V010	01V610	1	10
1/2" x 7/16"	SD-5	01V026	01V626	1	10
5/8" x 9/16"	SD-6	01V011		1	10
<b>Egg (SE)</b>					
3/8" x 5/8"	SE-3	01V027		1	10
1/2" x 7/8"	SE-5	01V028		1	10
<b>Tree (SF)</b>					
1/4" x 5/8"	SF-1	01V041	01V641	1	10
5/16" x 5/8"	SF-2	01V042		1	10
3/8" x 3/4"	SF-3	01V014	01V614	1	10
7/16" x 1"	SF-4	01V043		1	10
1/2" x 1"	SF-5	01V015	01V615	1	10
5/8" x 1"	SF-6	01V066		1	10
<b>Tapered (SG)</b>					
1/4" x 5/8"	SG-1	01V044	01V644	1	10
5/16" x 3/4"	SG-2	01V045		1	10
3/8" x 3/4"	SG-3	01V046	01V646	1	10
1/2" x 1"	SG-5	01V013	01V613	1	10
<b>Flame (SH)</b>					
5/16" x 3/4"	SH-3	01V029		1	10
1/2" x 1 1/4"	SH-5	01V030		1	10
<b>Cone 90° (SK)</b>					
3/8" x 1/5"	SK-3	01V067		1	10
1/2" x 1/4"	SK-5	01V068		1	10
<b>Cone (SL)</b>					
1/4" x 5/8"	SL-1 14°	01V017		1	10
5/16" x 7/8"	SL-2	01V051		1	10
3/8" x 1 1/16"	SL-3 14°	01V031	01V631	1	10
1/2" x 1 1/8"	SL-4 14°	01V032		1	10
5/8" x 3/16"	SL-5	01V052	01V652	1	10
<b>Conical (SM)</b>					
1/4" x 1/2"	SM-1	01V047		1	10
1/4" x 3/4"	SM-2	01V048		1	10
1/4" x 1"	SM-3	01V049		1	10
3/8" x 5/8"	SM-4	01V050		1	10
1/2" x 7/8"	SM-5 28°	01V018		1	10
<b>Inverted cone (SN)</b>					
1/4" x 1/2"	SN-1	01V070		1	10
1/4" x 3/4"	SN-2	01V071		1	10
1/4" x 1"	SN-4	01V072		1	10

1/4" SHANK Ø, HARD ALLOYS



Burr Dia. x Length	USCTI Type	Order No.	Std. Pkg.	Std. Ctn.
1/2" x 1"	SC-5	01V033	1	10
1/2" x 1"	SF-5	01V034	1	10
1/2" x 1 1/8"	SL-4	01V035	1	10

1/8" SHANK Ø, DOUBLE CUT



Burr Dia. x Length	USCTI Type	Order No.	Std. Pkg.	Std. Ctn.
1/8" x 9/16"	SA-43	01V020	1	10
1/8" x 1/8"	SD-42	01V021	1	10
1/8" x 1/2"	SF-42	01V022	1	10
1/8" x 1/2"	SG-44	01V023	1	10
1/8" x 1/2"	SL-42	01V024	1	10
1/8" x 7/16"	SM-42 12°	01V025	1	10

Burr diameter	Maximum cutting speed (RPM) for standard length burrs	Maximum cutting speed (RPM) for 6" long burrs
1/4"	70,000	35,000
5/16"	68,000	34,000
3/8"	66,000	33,000
7/16"	58,000	29,000
1/2"	50,000	25,000
5/8"	40,000	20,000

For safety reasons, never use the 6" tungsten carbide burrs below 20,000 RPM.

Material	Double cut	Non-ferrous
Aluminum	-	x
Brass	x	x
Bronze	x	-
Cast iron	x	-
Copper	-	x
Carbon fiber	-	x
Fiberglass	x	-
Hard rubber	x	-
Inconel	x	-
Magnesium	-	x
Plastics	x	-

Material	Double cut	Non-ferrous
Steel - 45-55Rc	x	-
Steel - 55-60Rc	x	-
Steel - Carbon	x	-
Steel - Nickel Chrome	x	-
Steel - Stainless	x	-
Steel - Weldments	x	-
Titanium	x	-
Zinc	-	x



# ALUMINUM/NON-FERROUS CUT BURRS

Aluminum cut burrs have more aggressive cutting edges for rapid stock removal with minimum chip. Ideal for aluminum and other non-ferrous materials.

## 7000AAL

Shape: Cylindrical



7000AAL

Tool No.	Cutter Dia.	Shank Dia.	Length of Cut	Order No.
<b>Series 7000AAL – Cylindrical</b>				
SA-1NF	1/4"	1/4"	3/4"	7AAL116
SA-3NF	3/8"	1/4"	3/4"	7AAL124
SA-5NF	1/2"	1/4"	1"	7AAL132
SA-6NF	5/8"	1/4"	1"	7AAL140
SA-7NF	3/4"	1/4"	1"	7AAL148

## 7000CAL

Shape: Cylindrical Ball Nose



7000CAL

Tool No.	Cutter Dia.	Shank Dia.	Length of Cut	Order No.
<b>Series 7000CAL – Cylindrical Ball Nose</b>				
SC-1NF	1/4"	1/4"	3/4"	7CAL116
SC-3NF	3/8"	1/4"	3/4"	7CAL124
SC-5NF	1/2"	1/4"	1"	7CAL132
SC-6NF	5/8"	1/4"	1"	7CAL140
SC-7NF	3/4"	1/4"	1"	7CAL148

## 7000DAL

Shape: Ball



7000DAL

Tool No.	Cutter Dia.	Shank Dia.	Length of Cut	Order No.
<b>Series 7000DAL – Ball Shape</b>				
SD-1NF	1/4"	1/4"	7/32"	7DAL116
SD-3NF	3/8"	1/4"	5/16"	7DAL124
SD-5NF	1/2"	1/4"	7/16"	7DAL132
SD-6NF	5/8"	1/4"	9/16"	7DAL140
SD-7NF	3/4"	1/4"	11/16"	7DAL148

## 7000EAL

Shape: Oval



7000EAL

Tool No.	Cutter Dia.	Shank Dia.	Length of Cut	Order No.
<b>Series 7000EAL – Oval Shape</b>				
SE-1NF	1/4"	1/4"	7/32"	7EAL116
SE-3NF	3/8"	1/4"	5/16"	7EAL124
SE-5NF	1/2"	1/4"	7/16"	7EAL132
SE-6NF	5/8"	1/4"	9/16"	7EAL140
SE-7NF	3/4"	1/4"	11/16"	7EAL148

## 7000FAL

Shape: Round Tree



7000FAL

Tool No.	Cutter Dia.	Shank Dia.	Length of Cut	Order No.
<b>Series 7000FAL – Round Tree Shape</b>				
SF-1NF	1/4"	1/4"	3/4"	7FAL116
SF-3NF	3/8"	1/4"	3/4"	7FAL124
SF-5NF	1/2"	1/4"	1"	7FAL132
SF-6NF	5/8"	1/4"	1"	7FAL140
SF-14NF	3/4"	1/4"	1-1/4"	7FAL148

## 7000LAL

Shape: 14° Included Angle



7000LAL

Tool No.	Cutter Dia.	Shank Dia.	Length of Cut	Order No.
<b>Series 7000LAL – 14° Included Angle</b>				
SL-1NF	1/4"	1/4"	5/8"	7LAL116
SL-3NF	3/8"	1/4"	1-1/16"	7LAL124
SL-4NF	1/2"	1/4"	1-1/8"	7LAL132
SL-5NF	5/8"	1/4"	1-3/16"	7LAL140
SL-6NF	5/8"	1/4"	1-5/16"	7LAL140A





# HEAVY-DUTY ALUMINUM /NON-FERROUS CUT BURRS

**1/4" SHANK Ø**


Burr Dia.×Length	USCTI Type	Order No.	Std. Pkg.	Std. Ctn.
3/8" × 3/4"	SA-3	01V003	1	10
1/2" × 1"	SA-5	01V054	1	10
3/8" × 3/4"	SB-3	01V058	1	10
1/4" × 5/8"	SC-1	01V060	1	10
3/8" × 3/4"	SC-3	01V061	1	10
1/2" × 1"	SC-5	01V008	1	10
1/2" × 1/2"	SD-5	01V063	1	10
1/2" × 7/8"	SE-5	01V064	1	10
3/8" × 3/4"	SF-3	01V065	1	10
1/2" × 1"	SF-5	01V016	1	10
3/8" × 1 1/4"	SL-3	01V036	1	10
1/2" × 1 1/8"	SL-4	01V069	1	10

Material	Double cut	Non-ferrous
Aluminum	-	x
Brass	x	x
Bronze	x	-
Cast iron	x	-
Copper	-	x
Carbon fiber	-	x
Fiberglass	x	-
Hard rubber	x	-
Inconel	x	-
Magnesium	-	x
Plastics	x	-

Material	Double cut	Non-ferrous
Steel - 45-55Rc	x	-
Steel - 55-60Rc	x	-
Steel - Carbon	x	-
Steel - Nickel Chrome	x	-
Steel - Stainless	x	-
Steel - Weldments	x	-
Titanium	x	-
Zinc	-	x



# 04 BURRS SETS

## CARBIDE BURRS



Set No.	No. of Pieces	Shank Sizes	Includes	Single Cut Order No.	Double Cut Order No.
<b>Carbide Burr Sets</b>					
1	8	1/4	SA-1, SC-1, SD-1, SE-1, SF-1, SG-1, SL-1, SM-1	70S001SC	70S001DC
2	8	1/4	SA-3, SC-3, SD-3, SE-3, SF-3, SG-3, SL-3, SM-4	70S002SC	70S002DC
3	8	1/4	SA-5, SC-5, SD-5, SE-5, SF-5, SG-5, SL-4, SM-5	70S003SC	70S003DC
4	10	1/4	SA-1, SA-3, SA-5, SC-1, SC-3, SC-5, SD-3, SF-3, SF-5, SH-1	70S004SC	70S004DC
5	10	1/4	SA-5, SC-3, SC-5, SD-5, SE-3, SF-3, SF-5, SG-3, SG-5, SL-4	70S005SC	70S005DC
6	8	1/8	SA-43, SC-42, SD-42, SE-41, SF-42, SG-42, SL-41, SN-42	70S006SC	70S006DC
7	8	1/8	SA-51, SB-51, SC-51, SD-51, SE-51, SF-51, SG-51, SM-51	70S007SC	70S007DC
8	5	1/4	SA-5, SC-5, SF-5, SG-5, SM-5	N/A	70S011DC
<b>Aluminum/Non Ferrous Cut</b>					
10	8	1/4	SA-3NF, SA-5NF, SC-3NF, SC-5NF, SD-3NF, SF-3NF, SF-5NF, SL-3NF	70S010NF	



70S004DC



70S011DC

<b>WALTER Carbide Burr Kit</b>	
Description	Order No.
Carbide Burr Production Kit Contains one of each of the following: 01V002, 006, 011, 015 and 018	01V990
5-Piece Alu Cut Carbide Burr Kit	01V995
10-Piece Double Cut Carbide Burr Kit	01V996



## BURRS DISPLAY

- ▷ Burrs are "Made in the USA" at our own state-of-the-art manufacturing facility
- ▷ A wide range of popular styles and sizes
- ▷ Comes complete with attractive, compact and light-weight acrylic display, ideal for your showroom and managing your inventory
- ▷ Display has a lock for added security. There is a shelf hidden in the back for holding additional replenishment inventory, or empty packages
- ▷ Available in 33, 66, or 99 pieces. The display holds 33 pieces (1 of each). The 66-piece display provides you with an extra piece of each for replenishment of the display. The 99-piece display provides you with 2 extra pieces of each.
- ▷ Detailed labels (sample pictured below) make filling the display simple and easy



Storage drawer in back of display



Displays	Each Set Contains The Following DC & NF Burrs:	Single Cut Order No.	Double Cut Order No.
33-Piece Display (1 of Each Burr)	SA-1, SA-3, SA-5, SA-3NF, SC-1, SC-3, SC-5, SC-3NF, SD-1, SD-3, SD-5, SE-1, SE-3, SE-5, SE-3NF, SF-1, SF-3, SF-5, SF-3NF, SG-1, SG-3, SG-5, SH-1, SH-5, SJ-1, SJ-3, SL-1, SL-3, SL-4, SL-3NF, SM-1, SM-4, SM-5	70S033SC	70S033DC
66-Piece Display (2 of Each Burr)		70S066SC	70S066DC
99-Piece Display (3 of Each Burr)		70S099SC	70S099DC

# POINT GRINDER

## DIALSPEED™ 6141

### For fitting and finishing work

The convenient design of this very popular point grinder results in increased performance and operator comfort to let you reach new levels of productivity. Proven electronics and the quality construction of the motor deliver more power to the spindle while the ergonomic housing minimizes fatigue. This tool is the perfect companion to our premium carbide burrs for any deburring or shaping applications.



RPM	
SPEED 1	10,000 rpm
SPEED 2	14,000 rpm
SPEED 3	18,500 rpm
SPEED 4	22,000 rpm
SPEED 5	26,000 rpm
SPEED 6	30,500 rpm

DIALSPEED™ 6141	
Model name	6141E
Order No.	30A141
Lock-on switch	✓
AC/DC compatibility	AC compatibility only
Soft-Start™	✓
Restart protection	✓
DYNAMAX™ RPM monitoring	✓
POWERGUARD™ overheat protection	✓
DIALSPEED™ variable RPM selector	✓
Collet	1/4"
RPM no-load	10,000 to 30,500
Amps	6.4 A
Power	710 W
Tool weight	4.2 lbs
Tool length	13.75"
Maximum wheel diameter	1.5"
<b>Standard equipment</b>	
1/4 collet	30B046
Spanner	48Z019
<b>Optional equipment</b>	
Cutting guard	30B051

Flexible shaft	
Description	Order No.
For delicate finishing work with 6141 and 6145. 1/4" collet, 5 ft. long.	30B050










# TECHNICAL INFORMATION

## BURR SELECTION CHART

Head Style	Description	Use	
SA	Cylindrical	Deburring	
SB	Cylindrical with end cut	Interior Contour Work	
SC	Cylindrical Ball Nose	Surface Milling & Contour Work	
SD	Ball Shape	Surface Milling, Deburring, & Contour Work	
SE	Oval Shape	Contour Work	
SF	Round Tree Shape	Narrow Contour Work	
SG	Pointed Tree Shape	Surface Milling & Narrow Contour Work	
SH	Flame Shape	Contour Work	
SJ	60° Included Angle	Machining of Acute Angle Areas & Countersinking	
SK	90° Included Angle	Machining of Acute Angle Areas & Countersinking	
SL	14° Included Angle	Surface Machining & Narrow Contour Work	
SM	Cone Shape	Surface Machining & Narrow Contour Work	
SN	Inverted Cone	Machining from the Rear in hard to reach areas	
SNE	Inverted Cone with end cut	Machining from the Rear in hard to reach areas	

## TECHNICAL INFORMATION

### Head Profiles / RPM Chart / Speed Recommendations



#### Single Cut

DRILLCO's Single Cut produces a smooth finish for general purpose use on steel, cast iron and other ferrous and non-ferrous materials. Most of DRILLCO's Carbide Burrs are available in the Single Cut right hand spiral design.



#### Double Cut

DRILLCO's Double Cut, with its chisel type cutting edge, is a machine ground tool built to exacting tolerances of concentricity, size and shape. When combined with precision grinders, this accuracy results in smooth running, fast metal removal and fine finishes.

The right and left hand helical flutes combine to produce a chisel-type cutting tooth. This results in faster penetration and stock removal with minimal bounce or chatter. The Double Cut design also produces an easy-to-handle granular type chip, in most metals, as opposed to the conventional sliver type chips. Throughout its life, the Double Cut gives faster stock removal, less operator fatigue, and maintains a good finish on the widest possible variety of materials.



#### Chip Breaker

The addition of a chip breaker will reduce sliver size and improve operator control at a slightly reduced surface finish. Available through special order only.



#### Diamond Cut

The Diamond Cut is very effective in heat-treated and tough alloy steels, producing extremely small chips. It offers very good operator control with good stock removal at the sacrifice of finish. The diamond grind will reduce tool life, however. Available through special order only.



#### Aluminum Cut

DRILLCO's Aluminum Cut burrs are outstanding on soft or non-ferrous type materials. Use the Aluminum Cut design on aluminum, magnesium, brass, lead and most plastics.

RPM Chart	
Burr Diameter	RPM
1/16"	60,000 - 90,000
1/8"	40,000 - 70,000
3/16"	35,000 - 60,000
1/4"	30,000 - 50,000
5/16"	20,000 - 40,000
3/8"	20,000 - 40,000
7/16"	15,000 - 40,000
1/2"	15,000 - 40,000
5/8"	12,000 - 25,000
3/4"	10,000 - 20,000
1"	7,500 - 20,000
1-1/8"	7,000 - 13,000
1-1/2"	5,000 - 10,000
1-3/4"	4,500 - 9,000
2"	4,000 - 8,000

### Speed

High speeds are essential for efficient and economical use of a carbide burr. At high speeds, there will be less tendency for chips to build up in the flute. Also, the burr will cut more freely in corners or pockets and reduce the chances of jamming or wedging.

The selection of operating speeds for a carbide burr is usually less exacting than for most other cutting tools. Rather than specify a different grinder speed for every burr diameter used, one grinder will normally be used for many different burr sizes. However, for most efficient operations, the grinder should be specified with consideration given to the diameter of the burrs that will be used.

Carbide burrs should operate between 1,500 and 3,000 surface feet per minute. Using these guidelines, a grinder can be selected that will efficiently work with a broad range of burr sizes. For example, a 30,000 RPM grinder can be used with a 3/16" to a 3/8" diameter burr. A 22,000 RPM grinder will be satisfactory for burrs ranging from 1/4" to 1/2".

Speeds are an important factor in achieving desired stock removal rates and workpiece finish. Increasing the speed will improve finishes, while lower speeds will remove material more rapidly.



05

ANNULAR CUTTERS



# QUICK PAGES REFERENCES

## ANNULAR CUTTERS



### High Speed Steel

**Bright Finish**  
For low-to-medium tensile strength materials

Type	Series	Catalog page reference
	9100SE, 9200SE	428
	9300SE, 9400SE	429



### High Speed Steel + Aluminum (M2Al)

**Bronze Surface Treatment**  
For most materials

Type	Series	Catalog page reference
SST	05A, 05E	430



### Coated High Speed Steel + Aluminum (M2Al)

**Chromium Aluminium Based Coating**  
For longer tool life

Type	Series	Catalog page reference
ICECUT™	05B, 05F	431



### Cobalt Annular Cutters *NITRO*

**Bronze Finish**  
For long life on stainless steel, titanium, high tensile steel, other hard materials

Type	Series	Catalog page reference
	9100N, 9200N, 9300N	432



### Carbide Tipped Annular Cutters

**Bright Finish**  
For high performance on cast iron, cast steel, other hard materials

Type	Series	Catalog page reference
	9100CT, 9200CT	433



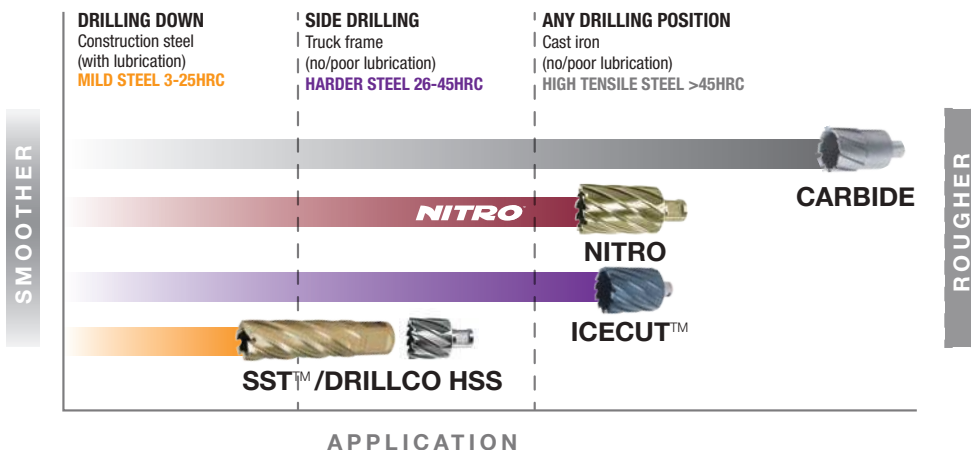
### Carbide Tipped Annular Cutters

**Bright Finish**  
For high performance on cast iron, cast steel, other hard materials

Type	Series	Catalog page reference
	05D, 05F, 05H	434



## ANNULAR CUTTERS PERFORMANCE CHART





# ANNULAR CUTTERS EXPLAINED

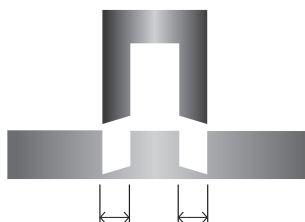
## HIGH-PERFORMANCE ANNULAR CUTTERS

When drilling large holes through thick, flat metal surfaces, it is often more cost-effective to use an annular cutter, which cuts at the circumference of the circle, instead of cutting through the entire area of the circle. This allows you to make holes faster and more efficiently.

WALTER annular cutters are made from a high-speed steel and aluminum blend (M2Al) that enhances toughness and durability, extending their lifespan. Unlike conventional cutting tools enhanced with cobalt (HSCo), which can become brittle and prone to breakage, WALTER's advanced HSS blend reduces brittleness, providing superior performance under load.

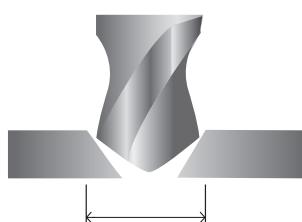
Through graduated hardening and the addition of aluminum, WALTER core cutters gain "micro-flexibility," making them less brittle and longer-lasting than regular HSCo annular cutters. The exclusive triple tooth design and special fluting angle optimize chip evacuation and eliminate debris. WALTER's AlCrN coating on the ICECUT™ line forms a self-lubricating nano-layer when heated, preventing materials from sticking, melting, or deforming. ICECUT™ annular cutters offer the longest lifespan among coated HSS annular cutters.

Annular cutters

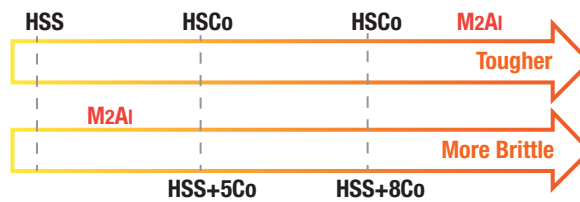


Less metal-to-metal contact reduces friction, thus reducing heat, increasing tool life and efficiency

Regular twist drills



More metal-to-metal contact increases friction and heat, causing tooling to wear prematurely and resulting in longer cutting time



Adding Cobalt makes cutters more resistant to wear, but also more brittle which makes them more susceptible to breakage under pressure. M2Al provides an ideal blend of extreme toughness without a kind of "micro-flexibility" not found in standard cobalt blends.

## Annular Cutter Selection Chart. Match the Best Cutter for your Application

SPECIFICATIONS	SST™ Core Cut/DRILLCO HSS	ICECUT™	NITRO™ Cobalt	Carbide (WALTER/DRILLCO)
Diameter Range	1/2" - 4"	1/2" - 2-3/8"	7/16" - 2-1/4"	1/2" - 4"
Drilling Depth	1", 2", 3" and 4"	Up to 4" depth cutters on selected items	1", 2" and 3"	1-1/2", 2", 3", 4"
Shank Size	3/4" and 1-1/4"	3/4"	3/4"	3/4", 1-1/4"
Shank Type	Universal & Weldon shank with 2 flats	Universal & Weldon shank with 2 flats	Weldon shank	Universal & Weldon shank with 2 flats*
MATERIAL				
Mild Steel (3 to 25 HRC)	✓	✓	✓	✓
Harder Steel (26 to 45 HRC)	✓	✓	✓	✓
Stainless Steel (300 and 400 series)	✓	✓	✓	✓
Cast Iron	—	✓	✓	✓
Aluminum	✓	✓	✓	✓
Brass and Bronze	✓	✓	✓	✓
Hardox / Scandia	—	—	✓	✓
Rough / Uneven material	—	—	✓	✓
Railroad Track	—	—	✓	✓
CHARACTERISTICS				
Cutting Speed	Fast	Very Fast	Very Fast	Extra Fast
Cutter Life	Long	Very Long	Very Long	Extra Long

✓ Highly Recommended  
 ✓ Recommended

\*Metric line available


# HIGH SPEED STEEL ANNULAR CUTTERS



Produce large diameter holes efficiently and quickly with less energy

Rather than drilling out the metal with a solid drill, DRILLCO cutters remove only the periphery of the hole, ejecting a slug at the end of the cut.

- ▷ For a wide range of materials
- ▷ Up to 4" diameter and 4" depth of cut
- ▷ Weldon Shank



## 9100SE SERIES HIGH SPEED STEEL 1" Depth of Cut Fractional



3/4" SHANK		
Size	HSS 9100SE Order No.	HSS 9100SE WITH PINS
7/16"	91SE128	91SE128K
1/2"	91SE132	91SE132K
9/16"	91SE136	91SE136K
5/8"	91SE140	91SE140K
11/16"	91SE144	91SE144K
3/4"	91SE148	91SE148K
13/16"	91SE152	91SE152K
7/8"	91SE156	91SE156K
15/16"	91SE160	91SE160K
1"	91SE164	91SE164K
1-1/16"	91SE204	91SE204K
1-1/8"	91SE208	91SE208K
1-3/16"	91SE212	91SE212K
1-1/4"	91SE216	91SE216K
1-5/16"	91SE220	91SE220K
1-3/8"	91SE224	91SE224K
1-7/16"	91SE228	91SE228K
1-1/2"	91SE232	91SE232K
1-9/16"	91SE236	-
1-5/8"	91SE240	-
1-11/16"	91SE244	-
1-3/4"	91SE248	-
1-13/16"	91SE252	-
1-7/8"	91SE256	-
1-15/16"	91SE260	-
2"	91SE264	-
2-1/16"	91SE304	-
2-1/8"	91SE308	-
2-3/16"	91SE312	-
2-1/4"	91SE316	-
2-5/16"	91SE320	-
2-3/8"	91SE324	-
2-7/16"	91SE328	-
2-1/2"	91SE332	-
2-9/16"	91SE336	-

1-1/4" SHANK	
Size	HSS 9100SE Order No.
2-5/8"	91SE340
2-11/16"	91SE344
2-3/4"	91SE348
2-13/16"	91SE352
2-7/8"	91SE356
2-15/16"	91SE360
3"	91SE364
3-1/16"	91SE404
3-1/8"	91SE408
3-3/16"	91SE412
3-1/4"	91SE416
3-5/16"	91SE420
3-3/8"	91SE424
3-7/16"	91SE428
3-1/2"	91SE432
3-9/16"	91SE436
3-5/8"	91SE440
3-11/16"	91SE444
3-3/4"	91SE448
3-13/16"	91SE452
3-7/8"	91SE456
3-15/16"	91SE460
4"	91SE464

HSS & Cobalt Annular Cutter Pilot Pins	
Description	Order No.
1" depth of cut pilot pin for 1/2" – 2-1/4"	91SE001
1" depth of cut pilot pin for 7/16"	91SE002
1" depth of cut pilot pin for 2-5/16" & larger sizes	91SE003



91SE7S

## 9200SE SERIES HIGH SPEED STEEL 2" Depth of Cut Fractional



3/4" SHANK		
Size	HSS 9200SE Order No.	HSS 9200SE WITH PINS
7/16"	92SE128	92SE128K
1/2"	92SE132	92SE132K
9/16"	92SE136	92SE136K
5/8"	92SE140	92SE140K
11/16"	92SE144	92SE144K
3/4"	92SE148	92SE148K
13/16"	92SE152	92SE152K
7/8"	92SE156	92SE156K
15/16"	92SE160	92SE160K
1"	92SE164	92SE164K
1-1/16"	92SE204	92SE204K
1-1/8"	92SE208	92SE208K
1-3/16"	92SE212	92SE212K
1-1/4"	92SE216	92SE216K
1-5/16"	92SE220	92SE220K
1-3/8"	92SE224	92SE224K
1-7/16"	92SE228	92SE228K
1-1/2"	92SE232	92SE232K
1-9/16"	92SE236	-
1-5/8"	92SE240	-
1-11/16"	92SE244	-
1-3/4"	92SE248	-
1-13/16"	92SE252	-
1-7/8"	92SE256	-
1-15/16"	92SE260	-
2"	92SE264	-
2-1/16"	92SE304	-
2-1/8"	92SE308	-
2-3/16"	92SE312	-
2-1/4"	92SE316	-
2-5/16"	92SE320	-
2-3/8"	92SE324	-
2-7/16"	92SE328	-
2-1/2"	92SE332	-
2-9/16"	92SE336	-

1-1/4" SHANK	
Size	9200SE Order No.
2-5/8"	92SE340
2-11/16"	92SE344
2-3/4"	92SE348
2-13/16"	92SE352
2-7/8"	92SE356
2-15/16"	92SE360
3"	92SE364
3-1/16"	92SE404
3-1/8"	92SE408
3-3/16"	92SE412
3-1/4"	92SE416
3-5/16"	92SE420
3-3/8"	92SE424
3-1/2"	92SE432
3-9/16"	92SE436
3-5/8"	92SE440
3-11/16"	92SE444
3-3/4"	92SE448
3-13/16"	92SE452
3-7/8"	92SE456
4"	92SE464

HSS & Cobalt Annular Cutter Pilot Pins	
Description	Order No.
2" depth of cut pilot pin for 1/2" – 2-1/4"	92SE001
2" depth of cut pilot pin for 7/16" only	92SE002
2" depth of cut pilot pin for 2-5/16" & larger sizes	92SE003

HSS Annular Cutters Sets	
Includes	
9/16", 5/8", 11/16", 3/4", 13/16", 15/16", and pilot pin	
Depth of Cut	Order No.
1" Depth of Cut	91SE7S
2" Depth of Cut	92SE7S

**9300SE SERIES**  
**HIGH SPEED STEEL**  
3" Depth of Cut  
Fractional



**9400SE SERIES**  
**HIGH SPEED STEEL**  
4" Depth of Cut  
Fractional



3/4" SHANK	
Size	HSS 9300SE Order No.
3/4"	93SE148
13/16"	93SE152
7/8"	93SE156
15/16"	93SE160
1"	93SE164
1-1/16"	93SE204
1-1/8"	93SE208
1-3/16"	93SE212
1-1/4"	93SE216
1-5/16"	93SE220
1-3/8"	93SE224
1-7/16"	93SE228
1-1/2"	93SE232
1-9/16"	93SE236
1-5/8"	93SE240
1-11/16"	93SE244
1-3/4"	93SE248
1-13/16"	93SE252
1-7/8"	93SE256
1-15/16"	93SE260
2"	93SE264
2-1/16"	93SE304
2-1/8"	93SE308
2-3/16"	93SE312
2-1/4"	93SE316
2-5/16"	93SE320
2-3/8"	93SE324
2-7/16"	93SE328
2-1/2"	93SE332
2-9/16"	93SE336

1-1/4" SHANK	
Size	9300SE Order No.
2-5/8"	93SE340
2-11/16"	93SE344
2-3/4"	93SE348
2-13/16"	93SE352
2-7/8"	93SE356
2-15/16"	93SE360
3"	93SE364
3-1/16"	93SE404
3-1/8"	93SE408
3-3/16"	93SE412
3-1/4"	93SE416
3-5/16"	93SE420
3-3/8"	93SE424
3-7/16"	93SE428
3-1/2"	93SE432
3-9/16"	93SE436
3-5/8"	93SE440
3-11/16"	93SE444
3-3/4"	93SE448
3-13/16"	93SE452
3-7/8"	93SE456
3-15/16"	93SE460
4"	93SE464

3/4" SHANK	
Size	9400SE Order No.
3/4"	94SE148
13/16"	94SE152
7/8"	94SE156
15/16"	94SE160
1"	94SE164
1-1/16"	94SE204
1-1/8"	94SE208
1-3/16"	94SE212
1-1/4"	94SE216
1-5/16"	94SE220
1-3/8"	94SE224
1-7/16"	94SE228
1-1/2"	94SE232
1-9/16"	94SE236
1-5/8"	94SE240
1-11/16"	94SE244
1-3/4"	94SE248
1-13/16"	94SE252
1-7/8"	94SE256
1-15/16"	94SE260
2"	94SE264
2-1/16"	94SE304
2-1/8"	94SE308
2-3/16"	94SE312
2-1/4"	94SE316
2-5/16"	94SE320
2-3/8"	94SE324
2-7/16"	94SE328
2-1/2"	94SE332
2-9/16"	94SE336

1-1/4" SHANK	
Size	9400SE Order No.
2-5/8"	94SE340
2-11/16"	94SE344
2-3/4"	94SE348
2-13/16"	94SE352
2-7/8"	94SE356
2-15/16"	94SE360
3"	94SE364
3-1/16"	94SE404
3-1/8"	94SE408
3-3/16"	94SE412
3-1/4"	94SE416
3-5/16"	94SE420
3-3/8"	94SE424
3-7/16"	94SE428
3-1/2"	94SE432
3-9/16"	94SE436
3-5/8"	94SE440
3-11/16"	94SE444
3-3/4"	94SE448
3-13/16"	94SE452
3-7/8"	94SE456
3-15/16"	94SE460
4"	94SE464

Annular Cutter Pilot Pin	
Description	Order No.
3" depth of cut pilot pin for 2-5/16" & larger sizes	93SE003

Annular Cutter Pilot Pin	
Description	Order No.
3" depth of cut pilot pin for 1/2" - 2-1/4"	93SE001

Annular Cutter Pilot Pin	
Description	Order No.
4" depth of cut pilot pin for 1/2" thru 1-7/16" sizes	94SE001
4" depth of cut pilot pin for 1-1/2" and larger sizes	94SE003



Annular Cutters 32.pc Fractional Sizes display			
Material	Series	Includes	Item Number
NITRO® (Cobalt)	9100N & 9200N	1 each of the following: 1/2, 5/8, 11/16, 3/4,	912N32D
High Speed Steel	9100SE & 9200SE	13/16, 7/8, 15/16, 1, 1-1/16, 1-1/8, and 6 pins	912SE32D
Carbide Tipped	9100CT & 9200CT	1 each of the following: 9/16, 5/8, 11/16, 3/4, 13/16, 7/8, 15/16, 1, 1-1/16, 1-1/8, and 6 pins	912CT32D



# HIGH SPEED STEEL SST™ CORE CUT ANNULAR CUTTERS



# SST

**05A/ 05E Series**  
**HIGH SPEED STEEL**  
 1", 2" & 3" Depth of Cut  
 Fractional

**Guaranteed to outperform all uncoated cutters**

Super Speed Tip (SST) Core Cutters are made with state-of-the-art surface treatment technology that removes porosity during the fabrication process. This creates a perfectly smooth finish which allows for a better evacuation of material while cutting. It also helps to improve product life and reduce cutting time as it decreases friction with the work surface, which in turn reduces the amount of heat generated.

- ▷ Cuts faster
- ▷ Lasts longer
- ▷ Universal shank
- ▷ Exclusive SST surface treatment
- ▷ Multiple tooth design
- ▷ Packaged in reusable plastic packaging



Diameter		Std pkg	Weldon Shank			Universal Shank	
Inches	mm		1" cutters	2" cutters	3" cutters	1" cutters	2" cutters
Use with pilot pin			Order No.	Order No.	Order No.	Order No.	Order No.
7/16"	11.1	1	05Z001	05Z002	05Z018	05Z001	05Z002
						05E007*	
						*Use with pilot pin 05Z029	
1/2"	12.7	1	05A008	05A308		05E008	05E308
9/16"	14.3	1	05A009	05A309		05E009	05E309
5/8"	15.9	1	05A010	05A310		05E010	05E310
11/16"	17.5	1	05A011	05A311	05A611	05E011	05E311
3/4"	19.0	1	05A012	05A312		05E012	05E312
13/16"	20.6	1	05A013	05A313	05A613	05E013	05E313
7/8"	22.2	1	05A014	05A314		05E014	05E314
15/16"	23.8	1	05A015	05A315	05A615	05E015	05E315
1"	25.4	1	05A100	05A400		05E100	05E400
1-1/16"	27.0	1	05A101	05A401	05A701	05E101	05E401
1-1/8"	28.6	1	05A102	05A402		05E102	05E402
1-3/16"	30.2	1	05A103	05A403		05E103	05E403
1-1/4"	31.8	1	05A104	05A404		05E104	05E404
1-5/16"	33.3	1	05A105	05A405		05E105	05E405
1-3/8"	34.9	1	05A106	05A406		05E106	05E406
1-7/16"	36.5	1	05A107	05A407		05E107	05E407
1-1/2"	38.1	1	05A108	05A408		05E108	05E408
1-9/16"	39.7	1	05A109	05A409			05E409
1-5/8"	41.3	1	05A110	05A410			
1-3/4"	44.5	1	05A112	05A412			
1-13/16"	46.0	1	05A113	05A413			
1 7/8"	47.6	1	05A114	05A414			
1-15/16"	49.2	1	05A115	05A415			
2"	51.0	1	05A200	05A500			
2-1/16"	52.4	1	05A201	05A501			
2-1/8"	54.0	1	05A202	05A502			
2-3/16"	55.6	1	—	05A503			
2-1/4"	57.2	1		05A504			
2-5/16"	58.7	1		05A505			
2-3/8"	60.3	1		05A506			

Other sizes are available upon special request. Please speak with your WALTER sales representative.



SST Core Cut Kits	
<b>Material</b>	
Special bronze SST surface treatment Weldon shank	
<b>Includes</b>	
1 of each diameter: 9/16", 11/16", 13/16", 15/16", 1", 1-1/16" and pilot pin"	
<b>Depth of Cut</b>	<b>Item Number</b>
1" annular cutter kit	05A991
2" annular cutter kit	05A992



# COATED HIGH SPEED STEEL ICECUT™ ANNULAR CORE CUTTERS

## 05B/ 05F Series

### COATED HIGH SPEED STEEL

1", 2", 3" & 4" Depth of Cut  
Fractional

**Guaranteed to cut more holes in less time!**

ICECUT™ annular cutters are coated with an exclusive chromium and aluminum blend (AlCrN), designed for use where lubricants are not permitted or difficult to apply. This technology outperforms cutters coated with Titanium Nitride (TiN) or Titanium Aluminum Nitride (TiAlN). The AlCrN coating generates less heat and withstands temperatures at least 200°C higher than TiAlN cutters, making ICECUT™ more resistant to stress and impact under load.

- ▷ Well-known quality and durability
- ▷ Lasts longer than uncoated core cutters
- ▷ Exclusive ICECUT™ AlCrN coating
- ▷ Fully ground extra large flutes
- ▷ Packaged in reusable plastic packaging



#### ICECUT™ Core Cut Kits

##### Material

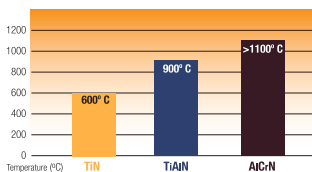
Exclusive ICECUT™ surface coating  
Weldon shank

##### Includes

1 of each diameter:  
9/16", 11/16", 13/16", 15/16", 1",  
1-1/16" and pilot pin

Depth of Cut	Item Number
1" annular cutter kit	05B991
2" annular cutter kit	05B992

Maximum temperature before deformation



Diameter		Std pkg	Weldon Shank				Universal Shank	
Inches	mm		1" cutters Order No.	2" cutters Order No.	3" cutters Order No.	4" cutters Order No.	1" cutters Order No.	2" cutters Order No.
Use with pilot pin			05W001	05W002	05W018 05W032	05Z031 05Z033	05Z001	05Z002
7/16"	11.1	1					05F007* *Use with pilot pin 05Z029	05F307* *Use with pilot pin 05Z030
1/2"	12.7	1	05B008	05B308			05F008	05F308
9/16"	14.3	1	05B009	05B309			05F009	05F309
5/8"	15.9	1	05B010	05B310			05F010	05F310
11/16"	17.5	1	05B011	05B311	05B611	05B811	05F011	05F311
3/4"	19.0	1	05B012	05B312			05F012	05F312
13/16"	20.6	1	05B013	05B313	05B613	05B813	05F013	05F313
7/8"	22.2	1	05B014	05B314			05F014	05F314
15/16"	23.8	1	05B015	05B315	05B615	05B815	05F015	05F315
1"	25.4	1	05B100	05B400			05F100	05F400
1-1/16"	27.0	1	05B101	05B401	05B701	05B901	05F101	05F401
1-1/8"	28.6	1	05B102	05B402			05F102	05F402
1-3/16"	30.2	1	05B103	05B403			05F103	05F403
1-1/4"	31.8	1	05B104	05B404			05F104	05F404
1-5/16"	33.3	1	05B105	05B405			05F105	05F405
1-3/8"	34.9	1	05B106	05B406			05F106	05F406
1-7/16"	36.5	1	05B107	05B407			05F107	05F407
1-1/2"	38.1	1	05B108	05B408			05F108	05F408
1-9/16"	39.7	1	05B109	05B409				
1-5/8"	41.3	1	05B110	05B410				
1-3/4"	44.5	1	05B112	05B412				
1-13/16"	46.0	1	05B113	05B413				
1-7/8"	47.6	1	05B114	05B414				
1-15/16"	49.2	1	05B115	05B415				
2"	51.0	1	05B200	05B500				
2-1/16"	52.4	1	05B201	05B501				
2-1/8"	54.0	1	05B202	05B502				
2-3/16"	55.6	1		05B503				
2-1/4"	57.2	1		05B504				
2-5/16"	58.7	1		05B505				
2-3/8"	60.3	1		05B506				

Other sizes are available upon special request. Please speak with your WALTER sales representative.

# COBALT ANNULAR CUTTERS

Offer even better performance over the standard High Speed Steel ranges

- ▷ Cobalt substrate helps deflect heat, allowing for faster speeds and feeds than HSS annular cutters
- ▷ Suitable for more demanding applications, such as stainless steel and titanium
- ▷ Bronze surface treatment for added lubricity
- ▷ Weldon Shank

## 9100N SERIES

**COBALT**

1" Depth of Cut  
Fractional



3/4" SHANK	
Size	NITRO® 9100N Order No.
7/16"	91N128
1/2"	91N132
9/16"	91N136
5/8"	91N140
11/16"	91N144
3/4"	91N148
13/16"	91N152
7/8"	91N156
15/16"	91N160
1"	91N164
1-1/16"	91N204
1-1/8"	91N208
1-3/16"	91N212
1-1/4"	91N216
1-5/16"	91N220
1-3/8"	91N224
1-7/16"	91N228
1-1/2"	91N232
1-9/16"	91N236
1-5/8"	91N240
1-11/16"	91N244
1-3/4"	91N248
1-13/16"	91N252
1-7/8"	91N256
1-15/16"	91N260
2"	91N264
2-1/16"	91N304
2-1/8"	91N308
2-3/16"	91N312
2-1/4"	91N316



3/4" SHANK	
Size	NITRO® 9100N Order No.
2-5/16"	91N320
2-3/8"	91N324
2-7/16"	91N328
2-1/2"	91N332

HSS & Cobalt Annular Cutter Pilot Pins	
Description	Order No.
1" depth of cut pilot pin for 1/2" – 2-1/4"	91SE001
1" depth of cut pilot pin for 7/16"	91SE002
1" depth of cut pilot pin for 2-5/16" & larger sizes	91SE003

Cobalt Annular Cutters Sets Includes	
9/16", 5/8", 11/16", 3/4", 13/16", 15/16", and pilot pin	
Depth of Cut	Order No.
1" Depth of Cut	91N7S
2" Depth of Cut	92N7S

## 9200N SERIES

**COBALT**

2" Depth of Cut  
Fractional



3/4" SHANK	
Size	NITRO® 9200N Order No.
7/16"	92N128
1/2"	92N132
9/16"	92N136
5/8"	92N140
11/16"	92N144
3/4"	92N148
13/16"	92N152
7/8"	92N156
15/16"	92N160
1"	92N164
1-1/16"	92N204
1-1/8"	92N208
1-3/16"	92N212
1-1/4"	92N216
1-5/16"	92N220
1-3/8"	92N224
1-7/16"	92N228
1-1/2"	92N232
1-9/16"	92N236
1-5/8"	92N240
1-11/16"	92N244
1-3/4"	92N248
1-13/16"	92N252
1-7/8"	92N256
1-15/16"	92N260
2"	92N264
2-1/16"	92N304
2-1/8"	92N308
2-3/16"	92N312
2-1/4"	92N316

HSS & Cobalt Annular Cutter Pilot Pins	
Description	Order No.
2" depth of cut pilot pin for 1/2" – 2-1/4"	92SE001
2" depth of cut pilot pin for 7/16"	92SE002
2" depth of cut pilot pin for 2-5/16" & larger sizes	92SE003

## 9300N SERIES

**COBALT**

3" Depth of Cut  
Fractional



3/4" SHANK	
Size	NITRO® 9300N Order No.
3/4"	93N148
13/16"	93N152
7/8"	93N156
15/16"	93N160
1"	93N164
1-1/16"	93N204
1-1/8"	93N208
1-3/16"	93N212
1-1/4"	93N216
1-5/16"	93N220
1-3/8"	93N224
1-7/16"	93N228
1-1/2"	93N232
1-9/16"	93N236
1-5/8"	93N240
1-11/16"	93N244
1-3/4"	93N248
1-13/16"	93N252
1-7/8"	93N256
1-15/16"	93N260
2"	93N264
2-1/16"	93N304
2-1/8"	93N308
2-3/16"	93N312
2-1/4"	93N316

Annular Cutter Pilot Pin	
Description	Order No.
3" depth of cut pilot pin	93SE001

# CARBIDE TIPPED ANNULAR CUTTERS

Maximize the performance of any Magnetic Drill Machine

- ▷ Deliver reamer-quality, burr-free holes in a fraction of the time of a twist drill
- ▷ Eliminates the need for costly pilot holes & step drilling
- ▷ Larger diameters and depths available by special order
- ▷ Weldon Shank

## 9100CT SERIES CARBIDE TIPPED 1-3/8" Depth of Cut Fractional



## 9200CT SERIES CARBIDE TIPPED 2" Depth of Cut Fractional



912SE32D



3/4" SHANK	
Size	Carbide Tip 9100CT Order No.
7/16"	-
1/2"	-
9/16"	91CT136
5/8"	91CT140
11/16"	91CT144
3/4"	91CT148
13/16"	91CT152
7/8"	91CT156
15/16"	91CT160
1"	91CT164
1-1/16"	91CT204
1-1/8"	91CT208
1-3/16"	91CT212
1-1/4"	91CT216
1-5/16"	91CT220
1-3/8"	91CT224

3/4" SHANK	
Size	Carbide Tip 9200CT Order No.
7/16"	-
1/2"	-
9/16"	92CT136
5/8"	92CT140
11/16"	92CT144
3/4"	92CT148
13/16"	92CT152
7/8"	92CT156
15/16"	92CT160
1"	92CT164
1-1/16"	92CT204
1-1/8"	92CT208
1-3/16"	92CT212
1-1/4"	92CT216
1-5/16"	92CT220
1-3/8"	92CT224
1-7/16"	92CT228
1-1/2"	92CT232
1-9/16"	92CT236
1-5/8"	92CT240
1-11/16"	92CT244
1-3/4"	92CT248
1-13/16"	92CT252
1-7/8"	92CT256
1-15/16"	92CT260
2"	92CT264
2-1/16"	-
2-1/8"	92CT308
2-3/16"	-
2-1/4"	92CT316
2-3/8"	92CT324

Material	Series	Includes	Order No.
<b>32 pc. Fractional Sizes Display</b>			
NITRO® (Cobalt)	9100N & 9200N	1 each of the following: 1/2, 5/8, 11/16, 3/4, 13/16, 7/8, 15/16, 1, 1-1/16, 1-1/8, and 6 pins.	912N32D
Carbide Tipped*	9100CT & 9200CT	1 each of the following: 9/16, 5/8, 11/16, 3/4, 13/16, 7/8, 15/16, 1, 1-1/16, 1-1/8, and 6 pins.	912CT32D
High Speed Steel	9100SE & 9200SE	1 each of the following: 1/2, 5/8, 11/16, 3/4, 13/16, 7/8, 15/16, 1, 1-1/16, 1-1/8, and 6 pins.	912SE32D

Annular Cutter Pilot Pin	
Description	Order No.
1-3/8" depth of cut pilot pin for 3/4" and above	91CT001
1-3/8" depth of cut pilot pin for 9/16" - 11/16"	91CT002



91SE7S

Material	Series	Includes	Order No.
<b>Annular Cutter Sets, 7 pc.</b>			
NITRO® (Cobalt)	9100N	9/16, 5/8, 11/16, 3/4, 13/16, 15/16, and 1 pin.	91N7S
High Speed Steel	9100SE	9/16, 5/8, 11/16, 3/4, 13/16, 15/16, and 1 pin.	91SE7S

\*also available with WALTER 05E annular cutters series

Annular Cutter Pilot Pin	
Description	Order No.
2" depth of cut pilot pin for 3/4" and above	92CT001
2" depth of cut pilot pin for 9/16" - 11/16"	92CT002



# CARBIDE TIPPED ANNULAR CUTTERS

## 05D / 05F/ 05H SERIES

### CARBIDE TIPPED

1 1/2", 2", 3" & 4" Depth of Cut  
Fractional

**Top performance and maximum productivity on hard metals and uneven surfaces!**

WALTER Carbide Core Cut annular cutters accurately drill large diameter holes in a variety of hard or abrasive materials such as stainless steel, cast iron, tough alloys or composite materials. They outperform and outlast conventional HSS cutters and allow for higher speed and feed rates while requiring less effort to cut through some of the industry's toughest metals.

3/4" Weldon Shank							
Diameter	1 1/2" cutters	2" cutters	3" cutters	4" cutters	Diameter	30 mm	55 mm
Inches	Order No.	Order No.	Order No.	Order No.	mm	Order No.	Order No.
Use with pilot pin	05Z019	05Z021	05Z018	05Z031		05Z019	05Z021
1/2"	05D008	05D308			12 mm	05F112	05F212
9/16"	05D009	05D309			13 mm	05F113	05F213
5/8"	05D010	05D310			14 mm	05F114	05F214
11/16"	05D011	05D311			15 mm	05F115	05F215
					16 mm	05F116	05F216
					17 mm	05F117	05F217
Use with pilot pin	05Z020	05Z022	05Z032	05Z033		05Z020	05Z022
3/4"	05D012	05D312		05D812	18 mm	05F118	05F218
13/16"	05D013	05D313	05D613	05D813	19 mm	05F119	05F219
7/8"	05D014	05D314			20 mm	05F120	05F220
15/16"	05D015	05D315	05D615	05D815	21 mm	05F121	05F221
1"	05D100	05D400	05D700	05D900	22 mm	05F122	05F222
1-1/16"	05D101	05D401	05D701	05D901	23 mm	05F123	05F223
1-1/8"	05D102	05D402			24 mm	05F124	05F224
1-3/16"	05D103	05D403			25 mm	05F125	05F225
1-1/4"	05D104	05D404			26 mm	05F126	05F226
1-5/16"	05D105	05D405			27 mm	05F127	05F227
1-3/8"	05D106	05D406			28 mm	05F128	05F228
1-7/16"	05D107	05D407			29 mm	05F129	05F229
1-1/2"	05D108	05D408			30 mm	05F130	05F230
1-9/16"	05D109	05D409			31 mm	05F131	05F231
1-5/8"	05D110	05D410			32 mm	05F132	05F232
1-3/4"	05D112	05D412			33 mm	05F133	05F233
1-13/16"	05D113	05D413			34 mm	05F134	05F234
1-7/8"	05D114	05D414			35 mm	05F135	05F235
1-15/16"	05D115	05D415			36 mm	05F136	05F236
2"	05D200	05D500	05D716	05D916	37 mm	05F137	05F237
2-1/16"	05D201	05D501			38 mm	05F138	05F238
2-1/8"	05D202	05D502			39 mm	05F139	05F239
2-3/16"		05D503			40 mm	05F140	05F240
2-1/4"		05D504			41 mm	05F141	05F241
2-5/16"		05D505			42 mm	05F142	05F242
2-3/8"		05D506			43 mm	05F143	05F243
					44 mm	05F144	05F244
					45 mm	05F145	05F245
					46 mm	05F146	05F246
					47 mm	05F147	05F247
					48 mm	05F148	05F248
					49 mm	05F149	05F249
					50 mm	05F150	05F250
					51 mm	05F151	05F251

Universal Shank		
Dia.	1" cutters	2" cutters
Inches	Order No.	Order No.
Use with pilot pin	05Z027	05Z021
1/2"	05H008	05H308
9/16"	05H009	05H309
5/8"	05H010	05H310
11/16"	05H011	05H311
Use with pilot pin	05Z028	05Z022
3/4"	05H012	05H312
13/16"	05H013	05H313
7/8"	05H014	05H314
15/16"	05H015	05H315
1"	05H100	05H400
1-1/16"	05H101	05H401
1-1/8"	05H102	05H402
1-13/16"	05H103	05H403
1-11/4"	05H104	05H404
1-15/16"	05H105	05H405
1-13/8"	05H106	05H406
1-17/16"	05H107	05H407
1-1/2"	05H108	05H408

1-1/4" Weldon Shank				
Use with pilot pin	05Z019	05Z034	05Z035	05Z036
2-1/4"			05D720	05D920
2-7/16"		05D507		
2-1/2"		05D508	05D724	05D924
2-9/16"		05D509	05D725	05D925
2-5/8"		05D510		
2-3/4"		05D512	05D728	05D928
2-7/8"		05D514		
3"		05D532	05D732	05D932
3-1/4"		05D536	05D736	05D936
3-1/2"		05D540	05D740	
3-3/4"		05D544	05D744	
4"		05D548	05D748	



### Carbide Core Cut Kits

#### Material

Highest quality TCT for premium performance  
Weldon shank

#### Includes

1 of each diameter:  
9/16", 11/16", 13/16", 15/16", 1",  
1-1/16" and pilot pin

Depth of Cut	Item Number
1-3/8" annular cutter kit	05D991
2" annular cutter kit	05D992



# ANNULAR CUTTERS ACCESSORIES



## PILOT PINS

Precisely position annular cutters over drilling spot and eject slug after drilling is completed. All WALTER pilot pins are hardened and precision ground to provide the longest life in the industry.



Cutter family	Diameter	Max. drilling depth	Order No.	Std. Pkg.	Std. Ctn.
For use with these cutters					
SST Core Cut and ICECUT™	1/2" – 2 3/8" dia.	1"	05Z001	1	10
SST Core Cut and ICECUT™	1/2" – 2 3/8" dia.	2"	05Z002	1	10
SST Core Cut and ICECUT™	13/16" – 1 1/16" dia.	3"	05Z018	1	10
SST Core Cut and ICECUT™	11/16" – 2" dia.	4"	05Z031	1	10
SST Core Cut and ICECUT™	7/16" dia.	1"	05Z029	1	10
SST Core Cut and ICECUT™	7/16" dia.	2"	05Z030	1	10
2-piece, SST and ICECUT™	11/16" – 2" dia.	3"	05Z032	1	10
2-piece, SST and ICECUT™	11/16" – 2" dia.	4"	05Z033	1	10
For use with these cutters					
CARBIDE core cutters					
	1/2" – 11/16" dia.	1"	05Z027	1	10
	1/2" – 11/16" dia.	1 1/2"	05Z019	1	10
	1/2" – 11/16" dia.	2"	05Z021	1	10
	3/4" – 1 1/2" dia.	1"	05Z028	1	10
	3/4" – 2 3/8" dia.	1 1/2"	05Z020	1	10
	3/4" – 2 3/8" dia.	2"	05Z022	1	10
	2 7/16" – 4" dia.	2"	05Z034	1	10
	13/16" – 1 1/16" dia.	3"	05Z018	1	10
	2 1/4" – 4" dia.	3"	05Z035	1	10
	2 1/4" – 4" dia.	4"	05Z036	1	10



### Morse taper shank adaptors with coolant inducer

For use of WALTER annular cutters on drilling units with a Morse taper spindle. Coolant inducer feeds coolant through the pilot pin to increase cutter life.



### Morse taper shank adaptors without coolant inducer

For use of WALTER annular cutters on drilling units with a Morse taper spindle. Ideal for all drilling machines that are equipped with an external cooling source.



### Fein and Nitto adaptors

For use of WALTER annular cutters on all Fein and Nitto magnetic drills.



### Extension adaptors

Leverage an arbor adaptor with your WALTER core cutters to drill deeper holes. These durable arbor adaptors allow you to drill up to 4" for a fraction of the price of a full-size core cutter.

Morse taper	Order No.	Std. Pkg.	Std. Ctn.
No. 2	05Z012	1	10
No. 3	05Z013	1	10
No. 3 (with 1 1/4" Weldon)	05Z037	1	10
No. 3 Extra Length (with 1 1/4" Weldon)	05Z038	1	10

Morse taper	Order No.	Std. Pkg.	Std. Ctn.
No. 2	05Z010	1	10
No. 3	05Z011	1	10

Drilling Unit	Order No.	Std. Pkg.	Std. Ctn.
Fein (Adaptor)	05Z014	1	10
Fein (Pilot Pin)	05Z016	1	10
Nitto (Adaptor)	05Z015	1	10
Nitto (Pilot Pin)	05Z017	1	10

Extension Length	Description	Order No.	Std. Pkg.	Std. Ctn.
1"	Adaptor	05Z023	1	10
	Pilot pin	05Z025	1	10
2"	Adaptor	05Z024	1	10
	Pilot pin	05Z026	1	10

## ANNULAR CUTTERS ACCESSORIES

### ADAPTERS

Description	EDP No.
<b>Machine Accessories</b>	
1/2" chuck to annular adapter	MA000
<b>Annular Cutter Reduced &amp; Morse Taper Shank Holders</b>	
Annchuck1- For 1" and 2" length of cut	
1/2" thru 2-1/4" Dia. x 3" LOC	RSA003
1/2" thru 2-1/4" Dia. x 4" LOC	RSA004
<b>3/4" Shank Adapters w/ 3 Flats</b>	
ANNADAPT1	
2-5/16" thru 4" Dia. x 2" LOC	RSA006
2-5/16" thru 4" Dia. x 3" LOC	RSA007
2-5/16" thru 4" Dia. x 4" LOC	RSA008
<b>#2 Morse Taper Shank Adapters</b>	
7/16" thru 2-1/4" Dia. x 1" & 2" LOC	MTA001
1/2" thru 2-1/4" Dia. x 3" & 4" LOC	MTA002
<b>#3 Morse Taper Shank Adapters</b>	
7/16" thru 2-1/4" Dia. x 1" & 2" LOC	MTA003
1/2" thru 2-1/4" Dia. x 3" & 4" LOC	MTA004
2-5/16" thru 4" Dia. x 1" & 2" LOC	MTA005
2-5/16" thru 4" Dia. x 3" & 4" LOC	MTA006
<b>#4 Morse Taper Shank Adapters</b>	
2-5/16" thru 4" Dia. x 1" & 2" LOC	MTA007
2-5/16" thru 4" Dia. x 3" & 4" LOC	MTA008



MA000



MTA003





WALTER  
COOLCUT

Safe  
Wonders

50

WALTER GAS

WALTER



# TECHNICAL INFORMATION



## Feeds and Speeds for Annular Cutters

Material to Be Drilled	HSS Cutter	SST Cutter	ICECUT™ Cutter	NITRO® Cutter	CT Cutter
Cutting Speed In Feet/Min. (SFPM)					
Freecutting-Leaded	100	100	100	150	175
Up To 180 Brinell	80 to 110	80 to 110	80 to 110	130	165
A-36	80 to 110	80 to 110	80 to 110	130	165
180 To 285 Brinell	45 to 70	45 to 70	45 to 70	80	90
285 To 375 Brinell	30 to 45	30 to 45	30 to 45	55	60
375 & Up Brinell	15 to 25	15 to 25	15 to 25	35	40
Manganese (low)	15 to 20	15 to 20	15 to 20	25	30
Stainless-Freecutting	30 to 60	30 to 60	30 to 60	70	100
Stainless 304,316,	-	-	-	-	-
320 & Tougher	20 to 40	20 to 40	20 to 40	50	60
Inconel, Hastelloy	25 to 40	25 to 40	25 to 40	55	70
Inconel - X	20 to 25	20 to 25	20 to 25	35	45
Titanium	30 to 40	30 to 40	30 to 40	50	60
A-286	25 to 35	25 to 35	25 to 35	50	60

Material To Be Drilled	HSS Cutter	SST Cutter	ICECUT™ Cutter	NITRO® Cutter	CT Cutter
Cutting Speed in Feet/Min. (SFPM)					
Aluminum	150	150	150	250	450-600
Brass	Ordinary	150	150	250	250-550
	Leaded	200	200	300	300-600
Bronze	Ordinary	100	100	200	200-500
	Hi-tensile	70	70	100	100-200
Cast Iron	Soft	100	100	150	175
	Medium	80	80	90	100
	Hard	50	50	70	80
	Chilled	25	25	35	40
Copper	100	100	100	200	250
Magnesium	Up to 300	Up to 300	Up to 300	400	400-800
Malleable Iron	70	70	70	80	100-130
Monel	40	40	40	50	50

Cutter Dia.	Feed Ins./Rev.
Operating Feed*	
7/16" to 9/16"	.002 to .006
5/8" to 3/4"	.003 to .003
1-3/16" - 1-1/16"	.004 to .008
1-1/8" - 1-7/16"	.006 to .010
1-1/2" to 2"	.008 to .012
2" to 2-1/2"	.012 to .025

\*Always commence operations at the lower end of RPM.

	DIAMETER																			
	7/16"	1/2"	9/16"	5/8"	11/16"	3/4"	13/16"	7/8"	15/16"	1"	1-1/8"	1-1/4"	1-3/8"	1-1/2"	1-5/8"	1-3/4"	2"	2-1/4"	2-1/2"	
CUTTING SPEEDS (SFPM)	10	87	76	68	61	56	51	47	44	41	38	34	31	28	25	24	22	19	17	15
	20	175	153	136	122	111	102	94	87	82	76	68	61	56	51	47	44	38	34	31
	30	262	229	204	183	167	153	141	131	122	115	102	92	83	76	71	65	57	51	46
	40	349	306	272	245	222	204	188	175	163	153	136	122	111	102	94	87	76	68	61
	50	437	382	339	306	278	255	235	218	204	191	170	153	140	127	118	109	95	85	76
	60	524	458	407	367	333	306	282	353	245	229	204	183	167	153	141	131	115	102	92
	70	611	535	475	428	389	357	329	306	285	267	238	214	194	178	165	153	134	119	107
	80	700	611	543	489	444	408	376	350	326	306	272	244	222	204	188	175	153	136	122
	90	786	688	611	550	500	458	426	393	367	344	306	275	250	229	212	196	172	153	138
	100	873	764	679	611	556	509	470	436	408	382	340	306	278	255	235	218	191	170	153
	120	1048	917	815	733	667	611	564	524	489	458	407	367	333	306	282	262	229	204	183
	140	1222	1070	950	856	778	713	658	611	571	535	475	428	390	356	329	306	267	238	214
	150	1310	1146	1018	917	833	764	705	655	611	573	509	458	417	382	353	327	286	255	229
	160	1397	1222	1086	978	889	815	752	698	652	611	543	490	444	407	376	350	306	272	244
	180	1572	1375	1222	1100	1000	917	846	786	734	688	611	550	500	458	423	393	344	306	275
	200	1747	1528	1358	1222	1111	1020	940	874	815	764	680	611	556	510	470	437	382	340	306
	220	1920	1681	1494	1345	1222	1121	1034	960	897	840	747	672	611	560	517	480	420	374	336
	240	2096	1833	1630	1467	1333	1222	1128	1048	978	917	815	733	667	611	564	524	458	407	367
	250	2183	1910	1697	1528	1389	1274	1175	1091	1020	955	850	764	694	637	588	546	477	424	382
	260	2270	1986	1765	1590	1444	1325	1221	1135	1060	993	883	795	722	662	611	568	497	441	397
280	2445	2140	1900	1712	1556	1426	1316	1222	1140	1070	950	856	778	713	658	611	535	475	428	
300	2620	2292	2037	1834	1667	1528	1410	1310	1222	1146	1020	917	833	7	705	655	573	510	458	

### Speed and Feed Formulas

SPEED OF CUTTER IN SURFACE FEET PER MINUTE (SFM)  
SFM = D x .26 x RPM

REVOLUTIONS PER MINUTE (RPM)  
RPM = SFM x 3.82 divided by Dia.

FEED IN INCHES PER MINUTE (IPM) OR (F)  
F = f x T x RPM



# TECHNICAL INFORMATION

## Recommended Cutting Speed for CARBIDE CORE CUT Annular Cutter (RPM)

Diameter		Mild Steel	Steel	Steel	Steel	Steel	Stainless Steel	Aluminum
mm	Inch	500N/mm <sup>2</sup>	750N/mm <sup>2</sup>	900N/mm <sup>2</sup>	1200N/mm <sup>2</sup>	1400N/mm <sup>2</sup>		
11.1	7/16"	1147	1061	1003	860	717	573	2580
12.7	1/2"	1003	928	878	752	627	502	2257
14.3	9/16"	892	825	781	669	558	446	2007
15.9	5/8"	802	742	702	602	501	401	1805
17.5	11/16"	730	675	638	547	456	365	1642
19.1	3/4"	669	619	585	502	418	334	1505
20.6	13/16"	617	571	540	463	386	309	1389
22.2	7/8"	573	530	502	430	358	287	1290
23.8	15/16"	535	495	468	401	334	268	1204
25.4	1"	502	464	439	376	313	251	1128
27.0	1-1/16"	472	437	413	354	295	236	1062
28.6	1-1/8"	446	412	390	334	279	223	1003
30.2	1-3/16"	422	391	370	317	264	211	950
31.8	1-1/4"	401	371	351	301	251	201	903
33.3	1-5/16"	382	353	334	287	239	191	860
34.9	1-3/8"	365	337	319	274	228	182	821
36.5	1-7/16"	349	323	305	262	218	174	785
38.1	1-1/2"	334	309	293	251	209	167	752
39.7	1-9/16"	321	297	281	241	201	161	722
41.3	1-5/8"	309	285	270	231	193	154	694
42.9	1-11/16"	297	275	260	223	186	149	669
44.5	1-3/4"	287	265	251	215	179	143	645
46.0	1-13/16"	277	256	242	208	173	138	623
47.6	1-7/8"	267	247	234	201	167	134	602
49.2	1-15/16"	259	239	227	194	162	129	582
50.8	2"	251	232	219	188	157	125	564
52.4	2-1/16"	243	225	213	182	152	122	547
54.0	2-1/8"	236	218	207	177	148	118	531
55.6	2-3/16"	229	212	201	172	143	115	516
57.2	2-1/4"	223	206	195	167	139	111	502
58.7	2-5/16"	217	201	190	163	136	108	488
60.4	2-3/8"	211	195	185	158	132	106	475
61.9	2-7/16"	206	190	180	154	129	103	463
63.5	2-1/2"	201	186	176	150	125	100	451
65.1	2-9/16"	196	181	171	147	122	98	440
66.7	2-5/8"	191	177	167	143	119	96	430
68.3	2-11/16"	187	173	163	140	117	93	420
69.9	2-3/4"	182	169	160	137	114	91	410
71.4	2-13/16"	178	165	156	134	111	89	401
73.0	2-7/8"	174	161	153	131	109	87	393
74.6	2-15/16"	171	158	149	128	107	85	384
76.2	3"	167	155	146	125	104	84	376
77.8	3-1/16"	164	151	143	123	102	82	368
79.4	3-1/8"	160	148	140	120	100	80	361
81.0	3-3/16"	157	146	138	118	98	79	354
82.6	3-1/4"	154	143	135	116	96	77	347
84.1	3-5/16"	151	140	132	114	95	76	341
85.7	3-3/8"	149	137	130	111	93	74	334
87.3	3-7/16"	146	135	128	109	91	73	328
88.9	3-1/2"	143	133	125	107	90	72	322
90.5	3-9/16"	141	130	123	106	88	70	317
92.1	3-5/8"	138	128	121	104	86	69	311
93.7	3-11/16"	136	126	119	102	85	68	306
95.3	3-3/4"	134	124	117	100	84	67	301
96.8	3-13/16"	132	122	115	99	82	66	296
98.4	3-7/8"	129	120	113	97	81	65	291
100.0	3-15/16"	127	118	111	96	80	64	287
101.6	4"	125	116	110	94	78	63	282

## TECHNICAL INFORMATION

### Recommended Cutting Speed for SST™ CORE CUT and ICECUT™ Annular Cutter (RPM)


Diameter		Mild Steel	Steel	Steel	Steel	Steel	Stainless Steel	Aluminum
mm	Inch	500N/mm <sup>2</sup>	750N/mm <sup>2</sup>	900N/mm <sup>2</sup>	1200N/mm <sup>2</sup>	1400N/mm <sup>2</sup>		
11.1	7/16"	717	573	373	287	201	344	1433
12.7	1/2"	627	502	326	251	176	301	1254
14.3	9/16"	558	446	290	223	156	268	1115
15.9	5/8"	501	401	261	201	140	241	1003
17.5	11/16"	456	365	237	182	128	219	912
19.1	3/4"	418	334	217	167	117	201	836
20.6	13/16"	386	309	201	154	108	185	771
22.2	7/8"	358	287	186	143	100	172	717
23.8	15/16"	334	268	174	134	94	161	669
25.4	1"	313	251	163	125	88	150	627
27.0	1-1/16"	295	236	153	118	83	142	590
28.6	1-1/8"	279	223	145	111	78	134	557
30.2	1-3/16"	264	211	137	106	74	127	528
31.8	1-1/4"	251	201	130	100	70	120	502
33.3	1-5/16"	239	191	124	96	67	115	478
34.9	1-3/8"	228	182	119	91	64	109	456
36.5	1-7/16"	218	174	113	87	61	105	436
38.1	1-1/2"	209	167	109	84	59	100	418
39.7	1-9/16"	201	161	104	80	56	96	401
41.3	1-5/8"	193	154	100	77	54	93	386
42.9	1-11/16"	186	149	97	74	52	89	372
44.5	1-3/4"	179	143	93	72	50	86	358
46.0	1-13/16"	173	138	90	69	48	83	346
47.6	1-7/8"	167	134	87	67	47	80	334
49.2	1-15/16"	162	129	84	65	45	78	324
50.8	2"	157	125	81	63	44	75	313
52.4	2-1/16"	152	122	79	61	43	73	304
54.0	2-1/8"	148	118	77	59	41	71	295
55.6	2-3/16"	143	115	75	57	40	69	287
57.2	2-1/4"	139	111	72	56	39	67	279
58.7	2-5/16"	136	108	70	54	38	65	271
60.4	2-3/8"	132	106	69	53	37	63	264

### Recommended Feed for Annular Cutter

Material	Feed (mm/r)	Coolant (ml/min)
Steel 500N/mm <sup>2</sup>	0.08-0.13	60-80
Steel 750N/mm <sup>2</sup>	0.08-0.13	60-80
Steel 900N/mm <sup>2</sup>	0.05-0.1	80-100
Steel 1200N/mm <sup>2</sup>	0.05-0.1	80-100
Steel 1400N/mm <sup>2</sup>	0.05-0.1	80-100
Stainless Steel	0.05-0.1	150-200
Aluminum	0.1-0.15	80-100

# 06

## TCT HOLE CUTTERS





# TCT HOLE CUTTERS



06


TCT HOLE CUTTERS

## Ideal for drilling large diameter holes in both ferrous and non-ferrous materials

DRILLCO's line of carbide-tipped hole cutters are ideal for drilling large diameter holes in both ferrous and non-ferrous materials such as sheet metal, steel, aluminum, copper, plastics, brass, cast iron, and the difficult-to-machine stainless steel.

9500CT = thinner material, up to 3/16" depth of cut / 9600CT = thicker material, up to 1" depth of cut

- ▷ Ultra-hard teeth increase performance and tool life
- ▷ Cost effective alternative to bi-metal hole saws
- ▷ Excellent portability
- ▷ Premium grade tungsten carbide
- ▷ Ideal for plumbers, electricians, mechanics, general contractors, HVAC technicians, DIY'ERS
- ▷ 3-flat shank. Diameters 9/16" to 2-5/8" have a 3/8" shank; 2-11/16" to 4-1/2" have a 1/2" shank



### 9500CT SERIES CARBIDE TIPPED 3/16" Depth of Cut Fractional



### 9600CT SERIES CARBIDE TIPPED 1" Depth of Cut Fractional



Size	9500CT Order No.
9/16"	95CT136
5/8"	95CT140
11/16"	95CT144
3/4"	95CT148
13/16"	95CT152
7/8"	95CT156
15/16"	95CT160
1"	95CT164
1-1/16"	95CT204
1-1/8"	95CT208
1-3/16"	95CT212
1-1/4"	95CT216
1-5/16"	95CT220
1-3/8"	95CT224
1-7/16"	95CT228
1-1/2"	95CT232
1-9/16"	95CT236
1-5/8"	95CT240
1-11/16"	95CT244
1-3/4"	95CT248
1-13/16"	95CT252
1-7/8"	95CT256
1-15/16"	95CT260

Size	9500CT Order No.
2"	95CT264
2-1/16"	95CT304
2-1/8"	95CT308
2-3/8"	95CT312
2-1/4"	95CT316
2-5/16"	95CT320
2-3/8"	95CT324
2-7/16"	95CT328
2-1/2"	95CT332
2-9/16"	95CT336
2-5/8"	95CT340
2-11/16"	95CT344
2-3/4"	95CT348
2-13/16"	95CT352
2-7/8"	95CT356
2-15/16"	95CT360
3"	95CT364
3-1/4"	95CT416
3-1/2"	95CT432
3-5/8"	95CT440
3-3/4"	95CT448
4"	95CT464

Size	9600CT Order No.
9/16"	96CT136
5/8"	96CT140
11/16"	96CT144
3/4"	96CT148
13/16"	96CT152
7/8"	96CT156
15/16"	96CT160
1"	96CT164
1-1/16"	96CT204
1-1/8"	96CT208
1-3/16"	96CT212
1-1/4"	96CT216
1-5/16"	96CT220
1-3/8"	96CT224
1-7/16"	96CT228
1-1/2"	96CT232
1-9/16"	96CT236
1-5/8"	96CT240
1-11/16"	96CT244

Size	9600CT Order No.
1-3/4"	96CT248
1-13/16"	96CT252
1-7/8"	96CT256
1-15/16"	96CT260
2"	96CT264
2-1/8"	96CT308
2-1/4"	96CT316
2-3/8"	96CT324
2-1/2"	96CT332
2-5/8"	96CT340
2-3/4"	96CT348
2-7/8"	96CT356
3"	96CT364
3-1/4"	96CT416
3-1/2"	96CT432
3-5/8"	96CT440
3-3/4"	96CT448
4"	96CT464
4-1/2"	96CT532

All sizes are individually packaged. Sizes up to 2-5/8" have a tab for hanging on a wall display.

All sizes are individually packaged. Sizes up to 3" have a tab for hanging on a wall display.

Set	
Description	Order No.
6pc Set: 7/8", 1", 1-1/8", 1-3/8", 1-3/4", 2" + Two Pilot Drills	95CT6S

Spare Parts	
Description	Order No.
HSS Pilot Drill 4.35mm	95CT001
M6 Screw	95CT002
Spring M8.5 x 20mm	95CT003
Allen Wrench	95CT004



Set	
Description	Order No.
6pc Set: 9/16", 5/8", 11/16", 3/4", 7/8", 1-1/16" + Two Pilot Drills	96CT6S

Spare Parts	
Description	Order No.
HSS Pilot Drill 6mm	96CT001
M6 Screw	96CT002
Spring M8.5 x 35mm	96CT003
Allen Wrench	96CT004



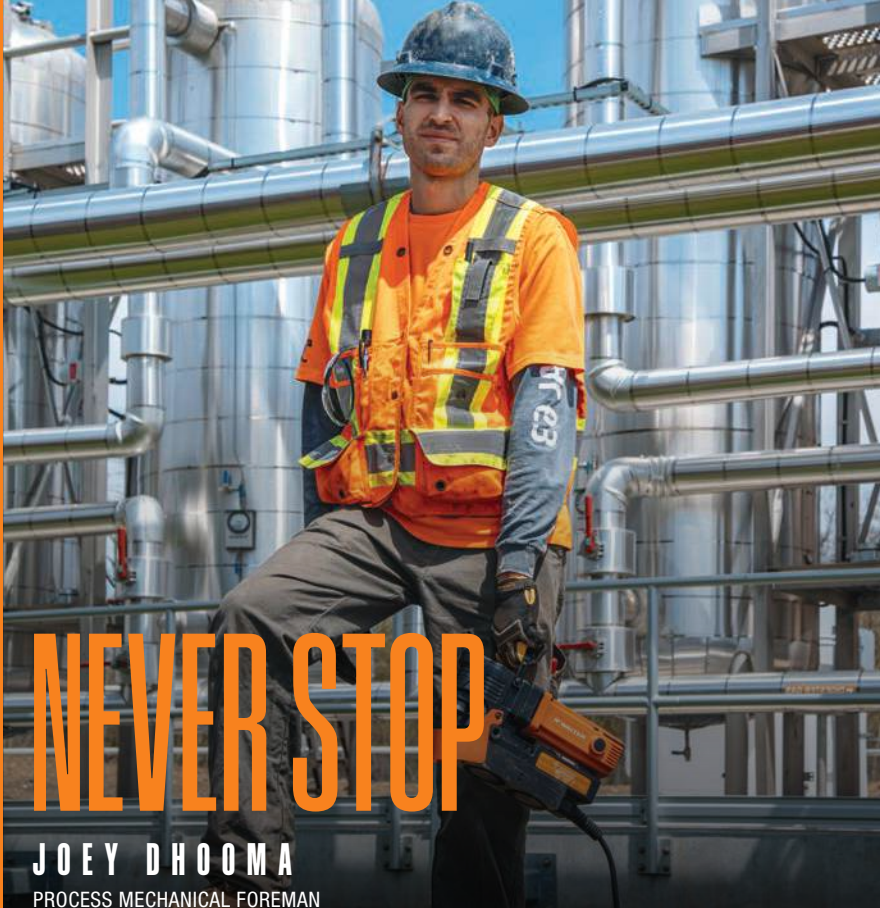
## TECHNICAL INFORMATION

### Speed Recommendations

Cutter Size	Aluminum	Copper	Steel	Stainless Steel	Alloy Steel	Non-Metallic Material
<b>Revolution Per Minute (RPM)</b>						
< 13/16"	1500-1800	800-1000	700-1000	700-800	700-900	1500-1800
13/16" - 1-3/16"	1500-1800	800-1000	700-800	400-600	600-700	1500-1800
1-7/32" - 1-9/16"	1500-1800	800-1000	500-600	350-450	450-500	1500-1800
1-5/8" - 2"	800-1000	600-800	400-500	250-400	300-400	1000-1500
2-1/16" - 2-3/8"	600-850	400-600	300-400	200-300	200-300	800-1000
2-7/16" - 3"	400-600	200-400	150-200	150-200	150-200	500-800
> 3"	200-400	100-200	100-150	100-150	100-150	5000-80


### Drilling Recommendations

- Inspect the hole cutter to ensure it is properly assembled and complete before use.
- To operate, use cutters on an electric hand drill, impact drill (rotary type), drill press or similar. Consult your power drill manufacturer's manual to see RPM ranges on low and high settings.
- Let the tool do the work! When beginning the drilling process, use a lower feed rate. Do not apply too much pressure or force onto the cutter or you may damage the carbide teeth.
- During operation, ensure the revolving speed is not too slow. This will help to prevent locking which can damage the tool.
- Shanks have 3-flats to reduce slippage in the chuck. Shank sizes of DRILLCO's TCT Hole Cutters are as follows: 9/16" to 2-5/8" have a 3/8" shank; 2-11/16" to 4" have a 1/2" shank.
- Can be used in a wide range of materials including aluminum, copper, steel, alloy steel, stainless steel, brass, and non-metallic materials such as plastics.
- To ensure optimal performance and extend tool life, a cutting fluid should always be used. DRILLCO offers a wide range of sizes and styles of environmentally safe heavy-duty cutting fluid.



# NEVER STOP

**JOEY DHOOMA**  
PROCESS MECHANICAL FOREMAN



“  
The water never  
stops flowing here.  
We need to be precise  
on everything we do  
on-site.  
”

As a Process Mechanical Foreman, Joey oversees a team that is implementing a series of major improvements to a large water treatment plant.

The job is not an easy one. He works in snow, rain, and even in blazing hot temperatures as the water tanks he sometimes works in feel like “an oven” in the summer. On top of that, from time to time he finds himself knee-deep in sewage water that is filled with harmful bacteria, which, as you probably guessed, emits an unpleasant smell. But none of that really bothers him. “I never was afraid to get dirty and I think I’m immune to the smell,” he says. “Whatever is thrown at us, we always manage to prevail and get through it.”

The problem-solving aspect of his work is what motivates him the most. Since the water that goes through the facility can never stop flowing completely, the sequencing of the project becomes a real challenge. “We have to get very creative and develop different methods of diverting the flow of water out of our way.” Another facet that he appreciates is the fact that he gets to witness the evolution of the project from its inception to its completion. He occasionally glances back and recognizes how impressive the facility’s enhancements have been thus far.

Joey is a perfectionist to the core. He likes it when things are done correctly the first time. A small inaccuracy can lead to catastrophic events. “We have to be on the mark,” he says. For someone who strives for perfection, working with the right tools is not optional. “Having the right tools means a lot because you will drill holes faster, cut metal quicker, put things together a lot better. If you don’t have the proper tools you will fall behind, you’ll be scrounging around site looking for the right stuff, you will waste time and money. It just wouldn’t work for us.”

We could say that, at the very least, he is very dedicated to his career. He’s the one who opens up the job site in the morning and the one that puts the padlock on the gates at night. Just like the thousands of gallons of water that rush through the pipes he installs and repairs every day, Joey never stops.

# 07

## MAGNETIC DRILLS





## ICECUT FAMILY

Product name	Series	Catalog page reference
ICECUT MINI™	39D	448
ICECUT 100™		449
ICECUT 200		450
ICECUT 200PM™		450
ICECUT 250 AUTO™		451
ICECUT 250™		452, 453
ICECUT 250P™		452, 453
ICECUT 300™		454, 455
ICECUT 400™		454, 455



# MAGNETIC DRILLS AT A GLANCE

## Magnetic Drills

WALTER Surface Technologies magnetic drills are the most reliable and versatile workhorses on the market. Their compact design allows for easy portability, and the added magnetized safety switch keeps you operating safely. With the addition of the central lubricating system that delivers cutting lubricant directly to the cutter and a complete offering of High Speed Steel, Cobalt, and Carbide Tipped Annular Cutters, you have the most complete solution for your hole making needs.



## Annular Cutters



## Cutting Fluids



Video

Watch the video to learn more about the ICECUT™!

### Mag Drill Selection Chart

Model	Order No.	No Load RPM	Dynamax Variable Speed Control	Twist Drill Capacity	Annular Cutter Capacity (Diameter)	Annular Cutter Capacity (Depth)	Accudrill Integrated Ampmeter	Tapping Functionality	Special Features
ICECUT MINI™	39D050	200-500 RPM	Yes	N/A	2"	2"	Yes	No	Largest drilling capacity for a machine of its size
ICECUT 100™	39D100	600 RPM	No	1/2" (stub length only)	1-3/8"	1-1/2"	Yes	No	Compact and mobile
ICECUT 200™	39D200	Speed #1: 300 RPM Speed #2: 600 RPM	No	1/2"	2"	2"	Yes	No	2 speeds for versatile cutting
ICECUT 200PM™	39D201	Speed #1: 300 RPM Speed #2: 600 RPM	No	1/2"	2"	2"	Yes	No	Permanent magnet for additional safety
ICECUT 250™	39D250	Speed #1: 100-265 RPM Speed #2: 200-500 RPM	Yes	1/2"	2-3/8"	3"	Yes	Yes (up to 3/4")	Tapping capabilities & variable speed selection
ICECUT 250P™	39D251	Speed #1: 100-265 RPM Speed #2: 200-500 RPM	Yes	1/2"	2-3/8"	3"	Yes	Yes (up to 3/4")	Permanent magnet perfect for curved surfaces
ICECUT 250 AUTO™	39D252	Speed #1: 100-265 RPM Speed #2: 200-500 RPM	Yes	1/2"	2-3/8"	3"	Yes	Yes (up to 3/4")	Manual and auto-feed modes
ICECUT 300™	39D300	Speed #1: 70-180 RPM Speed #2: 200-500 RPM	Yes	1-1/4"	3"	3"	Yes	Yes (up to 1-1/8")	120° swivel, 2" sliding magnetic base
ICECUT 400™	39D400	Speed #1: 45-129 RPM Speed #2: 70-208 RPM Speed #3: 150-434 RPM Speed #4: 240-700 RPM	Yes	1-1/4"	4"	4"	Yes	Yes (up to 1-1/8")	120° swivel, 2" sliding magnetic base 4-speed gearbox



## FEATURES

### All ICECUT™ Magnetic Drilling Units



**1 Centered Control Panel**  
Centered positioning of the electronics for easy control from any position. Whether it's a personal preference, or if the operation requires drilling from a specific side, the central control panel allows for efficient and easy operation.



**2 Mandrel Support**  
Absorbs vibration for added stability and easy centering. The ball bearing support ensures the motor and chuck are perfectly aligned. It also provides smooth and precise cutting operations, and reduces chipping or breakage of the cutter.



**3 Full-Body Integrated Wiring**  
For convenience and improved durability. No electrical wires will get in the way while drilling or moving your unit. Moreover, this prevents common failures due to mishandling (like carrying the unit by the wire, or the wire catching on an object).



**4 Steel Sliding Guard**  
Easily accessible and extra safe. Slide guard upwards, position unit, slide guard down and start drilling safely while containing chips and lubricant to prevent them from spilling out onto the rest of the work surface.



**5 Direct Access**  
Direct access to carbon brushes makes maintenance simple. The powerful motor will always operate at maximum efficiency, and when it is time to change out the carbon brushes, their easily accessible location makes maintenance very convenient.



**6 Ergonomic Handle**  
The ergonomic handle with a smooth grip – sturdy and lightweight - makes moving the unit easy. Its design further reduces overall weight, and the smooth grip ensures easy portability.



**7 Quick-Release Reversible Handle**  
Quick-release reversible handle – allows for positioning in confined or restricted spaces. The handle can be removed and reattached on whichever side the operator prefers, making this a very user-friendly system.



**8 Material & Thickness Detector**  
Unit will not start when the magnetic holding power is insufficient to secure the unit to the workpiece and operate safely. Prevents accidental starts: unit will not start on any non-ferrous material like wood, plastic, or when held in the air.



**9 Mechanical Clutch**  
The ICECUT 200™ has a safety slip clutch, built into the gear drive, that will neutralize momentum and eliminate dangerous backlash for added safety. Prevents cutter breakage.



**Lightweight**  
At 10 kg (22 lbs.) and 12.2 kg (27 lbs.) respectively, the ICECUT 100™ and ICECUT 200™ are the lightweight champions in their category. With a slim body, simplified carrying handle and powerful magnet, these units were designed with portability and ergonomics in mind.



**Swivel Base**  
As a feature for the ICECUT 300™ and ICECUT 400™, it allows to swivel the magnetic drill by 60° on each side, and slide by 3" for a perfect and easy alignment.




**Equipped with SAFETY strap**  
For added security when hung upside down or for frame drilling operations.

## ICECUT MINI™

### Low-profile magnetic drilling unit for confined spaces

Measuring in at only 7-inches tall, the ICECUT MINI™ is the ultimate compact, low-profile magnetic drilling unit for making holes in tight spaces from H-beams to truck frames, and other applications where space may be limited. This unit has a powerful electromagnet for safety while drilling and has a 2" x 2" drilling capacity, making it the most versatile unit in its class.

- ▷ *Lightweight unit*
- ▷ *Electromagnet for safety and functionality*
- ▷ *Low-profile and compact body allows for making holes in extremely tight spaces (7" tall)*
- ▷ *WALTER's Dynamax™ speed control ensures RPM speeds remain constant even under load*
- ▷ *Accudrill™ system protects unit from overload and the risk of cutter breakage*
- ▷ *2" x 2" drilling capacity—Largest on the market*



"Accudrill" system protects against overload and reduces the risk of cutter breakage. When you want to achieve the most productive drilling operation, you need to make sure you use the most power. This prevents the motor from overloading to reduce damage to the tool itself while also minimizing the risk of eventual damage to the cutter from overheating or movement.



SCAN TO  
WATCH VIDEO



Video available at The WALTER Network  
[www.youtube.com/user/TheWalterNetwork](https://www.youtube.com/user/TheWalterNetwork)



**2" x 2" drilling capacity!**  
**The largest on the market!**

ICECUT MINI™ DIALSPEED™ RPM Setting	
SPEED DIAL SETTING	RPM
1	250
2	300
3	350
4	400
5	450
6	500

Order No.	39D050
Watts	1200 W
Rated Amperage	10.0 A
Speeds	1 speed variable
DYNAMAX speed control	YES
No load RPM	250-500 RPM
Rated current	110-120V
Total stroke	61 mm (2-3/8")
Core cutter capacity (diameter)	2" (50 mm)
Core cutter capacity (depth)	2" (50 mm)
Twist drill capacity (diameter)	N/A
Weight	23.14 lbs (10.5 kg)
Swivel and sliding magnet	NO
Magnetic holding force (at 1")	10,000N
Max drill point pressure	2248 lbs (1020 kg)
Reversible handle	Tool-free ratchet handle
Powerguard motor overload protection	YES
Short-Circuit protection	YES
ACCUDRILL LED Torque display	Integrated Amp meter (both sides)
Magnetic field sensor	NO
Guard	YES, pivoting
Wiring	Internal
Lubrication	Not integrated
Control board	Rear, S/S switches with LED
Arbor	3/4" Weldon arbor fixed
Maintenance	Easy access to carbon brushes

# ICECUT 100™

## Compact and portable

When you pair the best drilling machines with highly engineered annular cutters and superior cooling solutions, you know you have the best overall system for consistently drilling holes quickly and precisely with minimal interruption for changing out worn tooling.

- ▷ Compact
- ▷ Extra lightweight
- ▷ Perfect when mobility is key

## Drilling Made Easy and Safe



Order No.	39D100
Watts	850 W
Speed	1 speed
No load RPM	600 RPM
Rated current	8 A
Core cutter capacity (diameter)	1 3/8" (35 mm)
Core cutter capacity (depth)	1 1/2" (38 mm)
Twist drill capacity (diameter)	1/2" (stub length only)
Tapping function	NO
Weight	22 lbs (10 kg)
Swivel and sliding magnet	NO
Max drill point pressure	1875 lbs (850 kg)
Reversible handle	Tool free press-button
Powerguard electronic overload protection	15 A
Motor overload protection	NO
Short-Circuit protection	Integrated fuse
Accudrill LED torque display	Integrated Amp meter
Magnetic field sensor	Material and thickness detector
Tool free guard	Metal, sliding up
Wiring	Internal
Lubrication	On motor head
Control board	Centered, S/S switches with LED
Handle	Open on main housing
Arbor	Weldon shank with support
Maintenance	Easy access to carbon brushes
Total Stroke	2.6"



"Accudrill" system protects against overload and reduces the risk of cutter breakage. When you want to achieve the most productive drilling operation, you need to make sure you use the most power. This prevents the motor from overloading to reduce damage to the tool itself while also minimizing the risk of eventual damage to the cutter from overheating or movement.

SCAN TO WATCH VIDEO



Video available at The WALTER Network  
[www.youtube.com/user/TheWalterNetwork](http://www.youtube.com/user/TheWalterNetwork)



## ICECUT 200™

### The versatile unit

Powerful – 2-speed – yet only 27 lbs – ideal for a wide range of production or job site operations.



## ICECUT 200PM™

### Permanent Magnet Magnetic Drill

Operator safety is the number 1 priority with the new ICECUT 200PM™. By swapping the electromagnetic base for permanent magnet, the machine does not need electricity to be securely fixed in place. This is the perfect unit to use on job sites or any applications that may involve inconsistent power sources.



Permanent Magnet for additional safety. With its double action lever, accidental magnet deactivation can be avoided. The magnet will also remain activated in the event of sudden power loss.

Order No.	39D200	39D201
Watts	1200 W	1200 W
Speed	2 speeds	2 speeds
No load RPM	Speed #1: 300 RPM / Speed #2: 600 RPM	Speed #1: 300 RPM / Speed #2: 600 RPM
Rated Amperage	10 A	10 A
Core cutter capacity (diameter)	2" (50 mm)	2" (50 mm)
Core cutter capacity (depth)	2" (50 mm)	2" (50 mm)
Twist drill capacity (diameter)	1/2"	1/2"
Tapping function	NO	NO
Weight	27 lbs (12.2 kg)	28.6 lbs (13 kg)
Swivel and sliding magnet	NO	NO
Max drill point pressure	1875 lbs (850 kg)	1875 lbs (850 kg)
Reversible handle	Tool-Free press button	Tool-Free press button
Powerguard electronic overload protection	15 A	15 A
Motor overload protection	Mechanical clutch	Mechanical clutch
Short-Circuit protection	Integrated fuse	Integrated fuse
Accudrill LED torque display	Integrated Amp meter	Integrated Amp meter
Magnetic field sensor	Material and thickness detector	Material thickness detector
Tool free guard	Metal, sliding up	Metal, sliding
Wiring	Internal	Internal
Lubrication	On motor head	Internal thru feed, on motor head
Control board	Centered, S/S switches with LED	Centered, S/S switches with LED
Handle	Open with anti-slip support	Open with anti-slip support
Arbor	Weldon shank with support	Weldon shank with support
Maintenance	Easy access to carbon brushes	Easy access to carbon brushes
Total Stroke	2.9"	2.9"



## ICECUT 250 AUTO™

### Continuous Feed Magnetic Drill

Building off the most versatile drilling platform WALTER has to offer, ICECUT 250 AUTO™ comes with all the great features of the 250 model as well as a new continuous feed setting. Just push in the machine's quill and watch the drill do all the work. Automatic feed, automatic return and automatic safety shut off after the hole is completed. This is the unit of choice for working in production style environments. A single operator can operate several machines at once to improve productivity.

- ▷ **Automatic feed and auto-retract**
- ▷ **Twist drilling, core cutting, & tapping functionality**
- ▷ **ACCUDRILL system protects unit from overload and the risk of cutter breakage**
- ▷ **WALTER's DYNAMAX speed control ensures RPM remains constant even under load**



ICECUT 250 AUTO™ DIALSPEED™ RPM Setting		
SPEED DIAL SETTING	SPEED 1	SPEED 2
1	100	200
2	130	260
3	160	320
4	200	380
5	230	440
6	265	500

Order No.	39D252
Watts	1500 W
Rated Amperage	15.0 A
Speeds	2 speeds variable
No load RPM	Speed #1: 100-265 RPM Speed #2: 200-500 RPM
Rated current	110-120V
Core cutter capacity (diameter)	2-3/8" (in manual), 2" (in auto)
Core cutter capacity (depth)	3" (in manual), 2" (in auto)
Twist drill capacity (diameter)	1"
Tapping function	YES (up to 3/4" - 16")
Weight	40.78 lbs (18.5 kg)
Swivel and sliding magnet	NO
Max drill point pressure	3035 lbs (1377 kg)
Reversible handle	NO
Powerguard motor overload protection	20 A
Powerguard electronic overload protection	27 A
Short-Circuit protection	Integrated fuse
Accudrill LED torque display	Integrated Amp meter
Magnetic field sensor	YES
Tool free guard	Metal, sliding
Wiring	Internal
Lubrication	Internal thru feed, on motor head
Control board	Centered, S/S switches with LED
Handle	1 on main housing, 1 pistol grip
Arbor	Morse Taper 2 shank; 3/4" Weldon
Maintenance	Easy access to carbon brushes
Total stroke	6.65"

Thanks to the drills optimized auto-feed system, cutter life can be extended. The continuous feed also allows for improved productivity and the operation of multiple units at once.


### Tech tip!

*Always ensure the coolant tank is filled and a constant stream of ICECUT™ (53C055) is flowing when drilling automatically.*


# ICECUT 250™ AND ICECUT 250P™

## Features

Get all the power and versatility from the ICECUT™ magnetic drilling systems, now available in a more compact size for easy portability. Use the ICECUT 250™ for ultimate versatility when drilling or tapping larger holes. The ICECUT 250P™ is the unit of choice for working on curved surfaces or pipes thanks to a convenient permanent magnet.



**Weighs only 35 pounds!**



“Accudrill” system protects against overload and reduces the risk of cutter breakage. When you want to achieve the most productive drilling operation, you need to make sure you use the most power. This prevents the motor from overloading to reduce damage to the tool itself while also minimizing the risk of eventual damage to the cutter from overheating or movement.



SCAN TO  
WATCH VIDEO



Video available at The WALTER Network  
[www.youtube.com/user/TheWalterNetwork](http://www.youtube.com/user/TheWalterNetwork)

## ICECUT 250™

Lightweight, powerful with variable speed

The powerful, intuitive and lightweight ICECUT 250™ is a truly versatile machine, especially for its size.



## ICECUT 250P™

Drill faster and easier on pipe-related jobs

The double magnet ICECUT 250P™ sets up fast for pipe applications and is curved-surface-ready.



ICECUT 250-250P™ DIALSPEED™ RPM Setting		
SPEED DIAL SETTING	SPEED 1	SPEED 2
1	100	200
2	130	260
3	160	320
4	200	380
5	230	440
6	265	500

### Tech tip!

Use carbide core cutter 05D518 with included morse Tape Shank no. 2 to drill to 2-1/2" large holes.  
3/4" Weldon shank  
Diameter: 2-1/2"  
Length: 1-1/2"

Order No.	39D250	39D251
Watts	1550 W	1500 W
Speed	2 speeds + Reversible	2 speeds + Reversible
Dynamax variable speed control	YES	YES
No load RPM	100-500 RPM	100-500 RPM
Rated current	15 A	15 A
Core cutter capacity (diameter)	2-1/2"	2-1/2"
Core cutter capacity (depth)	3" (w/ 2-piece pilot pin)	3" (w/ 2-piece pilot pin)
Twist drill capacity (diameter)	1/2"	1/2"
Tapping function	YES, up to 3/4" - 16	YES, up to 3/4" - 16
Weight	34.1 lbs (15.4 kg)	39.6 lbs (18 kg)
Swivel and sliding magnet	NO	NO
Max drill point pressure	3035 lbs (1376 kg)	3035 lbs (1376 kg)
Reversible handle	Tool-Free press button	Tool-Free press button
Powerguard motor overload protection	20 A	20 A
Powerguard electronic overload protection	27 A	27 A
Short-Circuit protection	Integrated fuse	Integrated fuse
Accudrill LED torque display	Integrated Amp meter	Integrated Amp meter
Magnetic field sensor	Material & thickness detector	NO (Permanent Magnet)
Tool free guard	Metal, sliding	Metal, sliding
Wiring	Internal	Internal
Lubrication	Internal thru feed, on motor head	Internal thru feed, on motor head
Control board	Centered, S/S switches with LEDs	Centered, S/S switches with LED
Handle	1 reversible on main housing, 1 pistol grip	1 reversible on main housing, 1 pistol grip
Arbor	Morse Taper 2 shank; 3/4" Weldon	Morse Taper 2 shank; 3/4" Weldon
Maintenance	Easy access to carbon brushes	Easy access to carbon brushes
Total Stroke	5.5"	5.5"

## ICECUT 300™ and ICECUT 400™

### Features

Now you can get all the benefits of using an ICECUT™ magnetic drilling machine while using annular cutters up to 4" wide and a depth of up to 4". To make the drilling operation even safer and easier, each machine features a swivel base for easy positioning of the tool along with our top-of-the-line safety features such as DIALSPEED™, POWERGUARD™, and DYNAMAX™.

*Drill more, bigger, faster and safer!*





## ICECUT 300™

For deeper, wider holes

With a swivel base and electronic speed control, allows you to drill safer and faster.



## ICECUT 400™

The most powerful and most versatile unit

With 4 mechanically controlled speeds and a wider RPM range, this powerful tool can tackle any drilling operation with ease.



Order No.	39D300	39D400
Watts	1800 W	2000 W
Speed	2 speeds + reversible	4 speeds + reversible
Dynamax variable speed control	YES	YES
No load RPM	Speed #1: 70-180 RPM / Speed #2: 200-500 RPM	Speed #1: 45-129 RPM / Speed #2: 70-208 RPM Speed #3: 150-434 RPM / Speed #4: 240-700 RPM
Rated current	18 A	20 A
Core cutter capacity (diameter)	3" (75 mm)	4" (100 mm)
Core cutter capacity (depth)	3" (75 mm)	4" (100 mm)
Twist drill capacity (diameter)	1-1/4" (31.75 mm)	1-1/4" (31.75 mm)
Tapping function	YES (1-1/8")	YES (1-1/8")
Weight	52 lbs (23.5 kg)	54.5 lbs (24.8 kg)
Swivel and sliding magnet	Swivel 120°, sliding 2"	Swivel 120°, sliding 2"
Max drill point pressure	4160 lbs (1890 kg)	4950 lbs (2240 kg)
Reversible handle	Tool free press-button	Tool free press-button
Powerguard motor overload protection	22 A	24 A
Powerguard electronic overload protection	25 A	27 A
Short-Circuit protection	Integrated fuse	Integrated fuse
Accudrill LED torque display	Integrated Amp meter	Integrated Amp meter
Magnetic field sensor	Material and thickness detector	Material and thickness detector
Tool free guard	Metal, sliding up	Metal, sliding up
Wiring	Internal	Internal
Lubrication	On motor head	On motor head
Control board	Centered, s/s switches with LEDS	Centered, S/S switches with LED
Handle	1 on main housing, 1 rear handle	1 on main housing, 1 rear handle
Arbor	Weldon taper morse #3	Weldon taper morse #3
Maintenance	Easy access to carbon brushes	Easy access to carbon brushes
Total Stroke	9.4"	10.2"

## MAGNETIC DRILLS FAMILY ICECUT™ SYSTEMS

ICECUT MINI™ - ICECUT 100™ - ICECUT 200™ - ICECUT 200PM™ - ICECUT 250™  
ICECUT 250 AUTO™ - ICECUT 250P™ - ICECUT 300™ - ICECUT 400™



Includes a 1/2" chuck adaptor for drilling smaller holes



For larger holes, 1/2" and above, use the magnetic base with the standard Weldon shank



Comes in a foam padded case for superior protection

ICECUT 300™ (39D300) DIALSPEED™ RPM Setting				
	RPM			
	SPEED 1 ↓	SPEED 2 ↑	SPEED 3	SPEED 4
1	70	200	x	x
2	92	260	x	x
3	114	320	x	x
4	136	380	x	x
5	158	440	x	x
6	180	500	x	x

ICECUT 400™ (39D400) DIALSPEED™ RPM Setting (Left/Right)				
	RPM			
	SPEED 1 ↓/↑	SPEED 2 ↓/↓	SPEED 3 ↑/↑	SPEED 4 ↑/↓
1	45	70	150	240
2	62	98	207	332
3	79	126	264	424
4	96	154	321	516
5	113	181	378	608
6	129	208	434	700

Model	Order No.	No load RPM	Motor	Amps	Twist drill capacity (diameter)	Annular cutter	Max. drilling depth	Magnet strength	Weight
ICECUT MINI™	39D050	250-500 RPM	120V .A.C.	10A	N/A	2"	2"	2248 lbs (1019.6 kg)	23.1 lbs (10.4 kg)
ICECUT 100™	39D100	600 RPM	120V .A.C.	8A	1/2" (stub length only)	1-3/8"	1-1/2"	1875 lbs (850.5 kg)	22 lbs (9.9 kg)
ICECUT 200™	39D200	Speed #1: 300 RPM Speed #2: 600 RPM	120V .A.C.	10A	1/2"	2"	2"	1875 lbs (850.5 kg)	27 lbs (12.2 kg)
ICECUT 200PM™	39D201	Speed #1: 300 RPM Speed #2: 600 RPM	120V .A.C.	10A	1/2"	2"	2"	1875 lbs (850.5 kg)	28 lbs (12.7 kg)
ICECUT 250™	39D250	Speed #1: 100-265 RPM Speed #2: 200-500 RPM	120V .A.C.	15A	1/2"	2-3/8"	3"	3035 lbs (1376.6 kg)	34.1 lbs (15.4 kg)
ICECUT 250 AUTO™	39D252	Speed #1: 100-265 RPM Speed #2: 200-500 RPM	120V .A.C.	15A	1/2"	2-3/8"	3"	3035 lbs (1376.6 kg)	40 lbs (18 kg)
ICECUT 250P™	39D251	Speed #1: 100-265 RPM Speed #2: 200-500 RPM	120V .A.C.	15A	1/2"	2-3/8"	3"	3035 lbs (1376.6 kg)	39.6 lbs (17.9 kg)
ICECUT 300™	39D300	Speed #1: 70-180 RPM Speed #2: 200-500 RPM	120V .A.C.	18A	1 1/4"	3"	3"	4160 lbs (1886.9 kg)	52 lbs (23.6 kg)
ICECUT 400™	39D400	Speed #1: 45-129 RPM Speed #2: 70-208 RPM Speed #3: 150-434 RPM Speed #4: 240-700 RPM	120V .A.C.	20A	1 1/4"	4"	4"	4950 lbs (2945.2 kg)	54.5 lbs (24.7 kg)

## STRAIGHT DRILL 716B- 5/8"

End handle drill with a heavy-duty 120V motor and 2-speed gear box. Use low speed to drill large holes with extra torque and high speed to drill small holes. The reversing feature makes this drill also suitable for tapping applications.



Capacities - Steel								
Model	Order No.	Speed under load	Motor	Max. torque	Amps	Twist drill	Hole saw	Weight
716B	38A716	0-430/760 rev.	120V A.C.	30/17 Nm	9.2	5/8"	3"	9 lbs (4 kg)

**STANDARD EQUIPMENT:** 5/8" capacity keyed chuck 22A072, chuck key 22A202, side handle (model 716) 48E063 and 9 ft. cord.





# 08

## REAMERS

# QUICK PAGES REFERENCES

## REAMERS




Reamers are available in car (shorter) and bridge (longer) length as:

### Shank Styles



Taper Shank



Hex Shank



3-Flat Shank

### Flute Styles



Spiral Flute



High-Spiral Flute



Straight Flute

### Multi Steps Reamers

#### High Speed Steel

##### Black Oxide

For enlarging existing holes in steel to a new diameter

Type	Series	Catalog page reference
Step	4700SE	459



### Bridge / Car Reamers

#### High Speed Steel

##### Black Oxide

For use with Morse taper holders

Type	Series	Catalog page reference
Bridge Length	4200, 4250	459
Car Length	150H, 175H	460



### Construction Reamers

#### High Speed Steel

##### Black Oxide

For better performance on low to medium tensile strength materials

Type	Series	Catalog page reference
3-Flat Shank	4275, 4275E, 4285	462
Hex Nut Shank	4290, 4290E, 100HX, 125HX, 150HX	463



### Heavy-Duty Construction Reamers



#### High Speed Steel

##### Black and Gold

For heavy-duty reaming applications

Type	Series	Catalog page reference
3-Flat Shank	4275N, 4285N	461
Hex Nut Shank	125SF, 4290N	464



### Alignment Reamers

#### High Speed Steel

##### Black and Gold Oxide

For Cast Iron, Non-Ferrous Metals, Stainless Steel

Type	Series	Catalog page reference
3-Flat Shank	TCR	465



### Chucking Reamers

##### Bright & Black

Provides an accurate hole size with a smooth finish

Type	Series	Catalog page reference
Chucking	4300E, 4375E, 4350E	466



### Hand Reamers

##### Bright & Black

Widely used for final sizing of drilled holes

Type	Series	Catalog page reference
Hand	4400E, 4450E	467



### Taper Pin Reamers

##### Bright & Black

For reaming holes to allow a taper pin fastener to fit

Type	Series	Catalog page reference
Taper Pin	4500E, 4550E, 4570E	468





# MULTI-STEPS REAMERS

**15 Sizes, 3 Tools: Clean, Deburr, and Free Holes in Seconds!**

- ▷ Feature 3-flat shanks to reduce slippage in the chuck
- ▷ Shanks are 3/8"
- ▷ Reamers are made from high quality High Speed Steel (HSS)
- ▷ Black oxide surface treatment increases wear resistance



Special geometry split point reduces "walking" when beginning the reaming process. Can start a hole from scratch.

**4700SE SERIES**  
**HIGH SPEED STEEL**  
Flat Reduced Shank



Available in 3 tools, with sizes from 5/16" thru 1-1/16"

Tool#	Description	4700SE Order No.
1	5 Steps: 5/16", 3/8", 7/16", 1/2", 9/16"	470SE001
2	5 Steps: 9/16", 5/8", 11/16", 3/4", 13/16"	470SE002
3	5 Steps: 13/16", 7/8", 15/16", 1", 1-1/16"	470SE003
SET	3pcs: 1 of each Reamer	470SESET

## BRIDGE REAMERS

For enlarging or aligning holes in structural steel, truck and trailer body frames, ship building, and bridge construction applications.

- ▷ For use with morse taper holders
- ▷ Straight Flute- for a smoother finish;  
Spiral Flute- for more aggressive reaming
- ▷ High Speed Steel
- ▷ All sizes are individually packaged

**4200 / 4250 SERIES**  
**HIGH SPEED STEEL**  
Taper Shank



4200 Straight Flute



4250 Spiral Flute

Size	Point Dia.	Flute Length	Overall Length	Morse Taper	Straight Flute 4200 Order No.	Spiral Flute 4250 Order No.
5/16"	11/64"	4-3/8"	8-1/4"	2	420A120	425A120
11/32"	11/64"	4-3/8"	8-1/4"	2	420A122	425A122
3/8"	7/32"	4-3/8"	8-1/4"	2	420A124	425A124
13/32"	7/32"	4-3/8"	8-1/4"	2	420A126	425A126
7/16"	17/64"	4-3/8"	8-1/4"	2	420A128	425A128
15/32"	9/32"	5-1/8"	9"	2	420A130	425A130
1/2"	5/16"	5-1/8"	9"	2	420A132	425A132
17/32"	11/32"	5-1/8"	9"	2	420A134	425A134
9/16"	3/8"	5-1/8"	9"	2	420A136	425A136
19/32"	3/8"	5-1/8"	9"	2	420A138	425A138
5/8"	25/64"	6-1/8"	10"	2	420A140	425A140
21/32"	25/64"	7-1/8"	11-3/4"	3	420A142	425A142
11/16"	13/32"	7-1/8"	11-3/4"	3	420A144	425A144
3/4"	15/32"	7-3/8"	12"	3	420A148	425A148
25/32"	15/32"	7-3/8"	12"	3	420A150	425A150
13/16"	35/64"	7-3/8"	12"	3	420A152	425A152
27/32"	35/64"	7-3/8"	12"	3	420A154	425A154

Size	Point Dia.	Flute Length	Overall Length	Morse Taper	Straight Flute 4200 Order No.	Spiral Flute 4250 Order No.
7/8"	39/64"	7-3/8"	12"	3	420A156	425A156
29/32"	39/64"	7-3/8"	12"	3	420A158	425A158
15/16"	43/64"	7-3/8"	12"	3	420A160	425A160
31/32"	5/8"	7-3/8"	12"	3	-	425A162
1"	47/64"	7-3/8"	12"	3	420A164	425A164
1-1/32"	47/64"	7-3/8"	12"	3	420A202	425A202
1-1/16"	13/16"	7-3/8"	12"	3	420A204	425A204
1-1/8"	55/64"	7-3/8"	12"	3	420A208	425A208
1-3/16"	59/64"	7-3/8"	12"	3	420A212	425A212
1-1/4"	63/64"	7-3/8"	13"	4	420A216	425A216
1-5/16"	1-1/16"	7-3/8"	13"	4	420A220	425A220
1-3/8"	1-1/8"	7-3/8"	13"	4	420A224	425A224
1-7/16"	1-3/16"	7-3/8"	13"	4	420A228	425A228
1-1/2"	1-1/4"	7-3/8"	13"	4	420A232	425A232
1-9/16"	1-1/4"	7-3/8"	13"	4	420A236	425A236
1-5/8"	1-3/8"	7-3/8"	13"	4	420A240	425A240

For enlarging or aligning holes in structural steel, ship building, and bridge construction applications

- ▷ Shorter length permits their use in cramped quarters where Bridge Reamers cannot enter
- ▷ The approximate length of the tapered section is 50% of the total flute length
- ▷ For use with morse taper holders
- ▷ High Speed Steel
- ▷ All sizes are individually packaged

## 150H / 175H SERIES

### HIGH SPEED STEEL

Straight Flute / Spiral Flute / Taper Shank



150H Straight Flute



175H Spiral Flute

Size	Flute Length	Overall Length	Morse Taper	Spiral Flute 175H Order No.
1/4"	2-1/2"	5-7/16"	1	175H116
9/32"	2-1/2"	5-7/16"	1	175H118
5/16"	2-3/4"	5-11/16"	1	175H120
11/32"	2-3/4"	5-11/16"	1	175H122
3/8"	2-3/4"	5-11/16"	1	175H124
13/32"	3-1/2"	6-15/16"	2	175H126
7/16"	3-1/2"	6-15/16"	2	175H128
15/32"	3-1/2"	7-1/16"	2	175H130
1/2"	4"	7-9/16"	2	175H132
17/32"	4"	7-9/16"	2	175H134
9/16"	4"	7-9/16"	2	175H136
19/32"	4-1/2"	8-1/16"	2	175H138
5/8"	4-1/2"	8-1/16"	2	175H140
21/32"	4-1/2"	8-13/16"	3	175H142
11/16"	4-1/2"	8-13/16"	3	175H144
23/32"	4-1/2"	8-13/16"	3	175H146
3/4"	5"	9-1/2"	3	175H148
25/32"	5"	9-1/2"	3	175H150

Size	Flute Length	Overall Length	Morse Taper	Straight Flute 150H Order No.	Spiral Flute 175H Order No.
13/16"	5"	9-1/2"	3		175H152
27/32"	5"	9-1/2"	3		175H154
7/8"	5"	9-1/2"	3		175H156
29/32"	5"	9-1/2"	3		175H158
15/16"	5"	9-1/2"	3	150H160	175H160
31/32"	5"	9-1/2"	3		175H162
1"	5"	9-1/2"	3		175H164
1-1/32"	5"	9-1/2"	3		175H202
1-1/16"	5"	9-1/2"	3		175H204
1-1/8"	5"	9-1/2"	3		175H208
1-3/16"	5"	9-1/2"	3		175H212
1-1/4"	5"	9-1/2"	3		175H216
1-5/16"	5"	10-1/2"	4		175H220
1-3/8"	5"	10-1/2"	4		175H224
1-7/16"	5"	10-1/2"	4		175H228
1-1/2"	5"	10-1/2"	4		175H232
1-9/16"	5"	10-1/2"	4		175H236
1-5/8"	5"	10-1/2"	4		175H240

# CONSTRUCTION REAMERS

For enlarging or aligning holes in structural steel, truck and trailer body framers, ship building, and bridge construction applications

- ▷ Especially adapted for heavy-duty reaming
- ▷ Tapered at the point to facilitate entering of holes which are out of alignment
- ▷ Available in Spiral Flute and High Spiral Flute with 3 Flats Straight Shanks, or with Hex Nut Shanks
- ▷ Safety collar added on 4285 / 4285N series to help prevent over penetration
- ▷ All sizes are individually packaged

**NITRO**



4275N Spiral Flute



4285N High Spiral Flute

## 4275N / 4285N SERIES

### CONSTRUCTION HIGH SPEED STEEL 3 Flats Reduced Shank

Size	Shank Dia.	Flute Length	Overall Length	Spiral Flute 4275N Order No.	High Spiral Flute 4285N Order No.
1/4"	1/4"	2-1/2"	4-3/8"	427N116	428N116
5/16"	5/16"	2-3/4"	4-5/8"	427N120	428N120
3/8"	3/8"	2-3/4"	4-5/8"	427N124	428N124
13/32"	13/32"	3-1/2"	5-3/8"	427N126	428N126
7/16"	7/16"	3-1/2"	5-3/8"	427N128	428N128
15/32"	15/32"	3-3/4"	5-7/8"	427N130	428N130
1/2"	1/2"	4"	5-7/8"	427N132	428N132
17/32"	1/2"	4"	5-7/8"	427N134	428N134
9/16"	1/2"	4"	5-7/8"	427N136	428N136
19/32"	1/2"	4-1/2"	6-3/8"	427N138	428N138
5/8"	1/2"	4-1/2"	6-3/8"	427N140	428N140
.652	1/2"	4-1/2"	6-3/8"	427N141	428N141
21/32"	1/2"	4-1/2"	6-3/8"	427N142	428N142
11/16"	1/2"	4-1/2"	6-3/8"	427N144	428N144
23/32"	1/2"	4-1/2"	6-3/8"	427N146	428N146
3/4"	1/2"	5"	6-7/8"	427N148	428N148
.776	1/2"	5"	6-7/8"	427N149	428N149

Size	Shank Dia.	Flute Length	Overall Length	Spiral Flute 4275N Order No.	High Spiral Flute 4285N Order No.
25/32"	1/2"	5"	6-7/8"	427N150	428N150
13/16"	1/2"	5"	6-7/8"	427N152	428N152
27/32"	1/2"	5"	6-7/8"	427N154	428N154
7/8"	1/2"	5"	6-7/8"	427N156	428N156
29/32"	1/2"	5"	6-7/8"		428N158
15/16"	1/2"	5"	6-7/8"	427N160	428N160
31/32"	1/2"	5"	6-7/8"	427N162	428N162
1"	1/2"	5"	6-7/8"	427N164	428N164
1.027	1/2"	5"	6-7/8"	427N201	428N201
1-1/16"	1/2"	5"	6-7/8"	427N204	428N204
1-1/8"	3/4"	5"	6-7/8"	427N208	428N208
1-3/16"	3/4"	5"	6-7/8"	427N212	428N212
1-1/4"	3/4"	5"	6-7/8"	427N216	428N216
1-5/16"	3/4"	5"	6-7/8"	427N220	428N220
1-3/8"	3/4"	5"	6-7/8"	427N224	428N224
1-7/16"	3/4"	5"	6-7/8"	427N228	428N228
1-1/2"	3/4"	5"	6-7/8"	427N232	428N232

Sizes 1-1/8" and above also available with 1/2" shank.  
Please call for price and availability.



No. of Pcs.	Sizes	Order No.
<b>NITRO® Construction Reamer Set</b>		
3	1/2", 5/8", 3/4"	427N3S
3	1/2", 5/8", 3/4"	428N3S



No. of Pcs.	Sizes	4275N Order No.	4285N Order No.
<b>NITRO® Construction Reamer Display Sets</b>			
8	1 each of: 3/8, 7/16, 1/2, 9/16, 5/8, 11/16, 3/4, 13/16	427N8D	428N8D
16	2 each of: 3/8, 7/16, 1/2, 9/16, 5/8, 11/16, 3/4, 13/16	427N16D	428N16D
24	3 each of: 3/8, 7/16, 1/2, 9/16, 5/8, 11/16, 3/4, 13/16	427N24D	428N24D

## CONSTRUCTION REAMERS

### 4275 / 4275E\* SERIES

#### CONSTRUCTION HIGH SPEED STEEL

Spiral Flute / 3 Flats Reduced Shank



4275

Size	Shank Dia.	Flute Length	Overall Length	4275 Order No.	4275E Order No.
1/4"	1/4"	2-1/2"	4-3/8"	427A116	-
5/16"	5/16"	2-3/4"	4-5/8"	427A120	427E120
3/8"	3/8"	2-3/4"	4-5/8"	427A124	427E124
13/32"	13/32"	3-1/2"	5-3/8"	427A126	-
7/16"	7/16"	3-1/2"	5-3/8"	427A128	427E128
1/2"	1/2"	4"	5-7/8"	427A132	427E132
17/32"	1/2"	3-3/4"	5-7/8"	427A134	-
9/16"	1/2"	4"	5-7/8"	427A136	427E136
19/32"	1/2"	4-1/4"	6-3/8"	427A138	-
39/64"	1/2"	4-1/4"	6-3/8"	427A139	-
5/8"	1/2"	4-1/2"	6-3/8"	427A140	427E140
.652	1/2"	4-1/2"	6-3/8"	427A141	-
21/32"	1/2"	4-1/2"	6-3/8"	427A142	-
11/16"	1/2"	4-1/2"	6-3/8"	427A144	427E144
23/32"	1/2"	4-1/2"	6-3/8"	427A146	-
3/4"	1/2"	5"	6-7/8"	427A148	427E148
.776"	1/2"	5"	6-7/8"	427A149	-
25/32"	1/2"	5"	6-7/8"	427A150	-
13/16"	1/2"	5"	6-7/8"	427A152	427E152
7/8"	1/2"	5"	6-7/8"	427A156	427E156
15/16"	1/2"	5"	6-7/8"	427A160	427E160
1"	1/2"	5"	6-7/8"	427A164	427E164
1-027	1/2"	5"	6-7/8"	427A201	-
1-1/16"	1/2"	5"	6-7/8"	427A204	427E204
1-3/32"	1/2"	5"	6-7/8"	427A206	-
1-1/8"	3/4"	5"	6-7/8"	427A208	-
1-3/16"	3/4"	5"	6-7/8"	427A212	-
1-1/4"	3/4"	5"	6-7/8"	427A216	-
1-5/16"	3/4"	5"	6-7/8"	427A220	-
1-3/8"	3/4"	5"	6-7/8"	427A224	-
1-7/16"	3/4"	5"	6-7/8"	427A228	-
1-1/2"	3/4"	5"	6-7/8"	427A232	-

Sizes 1-1/8" and above also available with 1/2" shank.  
Please call for price and availability.  
\*Not Made in USA

### 4285 SERIES

#### CONSTRUCTION HIGH SPEED STEEL

High Spiral Flute / 3 Flats Reduced Shank



4285

Size	Shank Dia.	Flute Length	Overall Length	4285 Order No.
1/4"	1/4"	2-1/2"	4-3/8"	428A116
5/16"	5/16"	2-3/4"	4-5/8"	428A120
3/8"	3/8"	2-3/4"	4-5/8"	428A124
13/32"	13/32"	3-1/2"	5-3/8"	428A126
7/16"	7/16"	3-1/2"	5-3/8"	428A128
15/32"	15/32"	3-3/4"	5-7/8"	428A130
1/2"	1/2"	4"	5-7/8"	428A132
17/32"	1/2"	4"	5-7/8"	428A134
9/16"	1/2"	4"	5-7/8"	428A136
19/32"	1/2"	4-1/2"	6-3/8"	428A138
5/8"	1/2"	4-1/2"	6-3/8"	428A140
.652	1/2"	4-1/2"	6-3/8"	428A141
21/32"	1/2"	4-1/2"	6-3/8"	428A142
11/16"	1/2"	4-1/2"	6-3/8"	428A144
23/32"	1/2"	4-1/2"	6-3/8"	428A146
3/4"	1/2"	5"	6-7/8"	428A148
.776"	1/2"	5"	6-7/8"	428A149
25/32"	1/2"	5"	6-7/8"	428A150
13/16"	1/2"	5"	6-7/8"	428A152
27/32"	1/2"	5"	6-7/8"	428A154
7/8"	1/2"	5"	6-7/8"	428A156
15/16"	1/2"	5"	6-7/8"	428A160
1"	1/2"	5"	6-7/8"	428A164
1.027	1/2"	5"	6-7/8"	428A201
1-1/16"	1/2"	5"	6-7/8"	428A204
1-1/32"	1/2"	5"	6-7/8"	428A202
1-1/16"	1/2"	5"	6-7/8"	428A204
1-1/8"	3/4"	5"	6-7/8"	428A208
1-3/16"	3/4"	5"	6-7/8"	428A212
1-1/4"	3/4"	5"	6-7/8"	428A216
1-5/16"	3/4"	5"	6-7/8"	428A220
1-3/8"	3/4"	5"	6-7/8"	428A224
1-7/16"	3/4"	5"	6-7/8"	428A228
1-1/2"	3/4"	5"	6-7/8"	428A232

Sizes 1-1/8" and above also available with 1/2" shank.  
Please call for price and availability.



# CONSTRUCTION REAMERS

## 4290 / 4290E\* SERIES

**CONSTRUCTION HIGH SPEED STEEL**

Spiral Flute / Hex Nut / Car Length



4290

Size	Hex Dia.	Flute Length	Overall Length	4290 Order No.	4290E Order No.
1/2"	1-1/16"	4"	5-1/2"	429A132	
9/16"	1-1/16"	4"	5-7/8"	429A136	
5/8"	1-1/16"	4-1/2"	6"	429A140	
11/16"	1-1/16"	4-1/2"	6-3/8"	429A144	429E144
3/4"	1-1/4"	5"	7"	429A148	
13/16"	1-1/4"	5"	7"	429A152	429E152
7/8"	1-7/16"	5"	7"	429A156	
15/16"	1-7/16"	5"	7"	429A160	429E160
1"	1-7/16"	5"	7"	429A164	
1-1/16"	1-5/8"	5"	7"	429A204	429E204
1-1/8"	1-5/8"	5"	7"	429A208	
1-3/16"	1-13/16"	5"	7"	429A212	
1-1/4"	1-13/16"	5"	7"	429A216	
1-5/16"	2"	5"	7-7/8"	429A220	
1-3/8"	2"	5"	7-7/8"	429A224	
1-7/16"	2"	5"	7-7/8"	429A228	
1-1/2"	2"	5"	7-7/8"	429A232	
1-9/16"	2"	5"	7-7/8"	429A236	

\*Not Made in USA

## 125HX SERIES

**CONSTRUCTION HIGH SPEED STEEL**

Spiral Flute / Hex Nut / Bridge Length



125HX

Size	Hex Dia.	Flute Length	Overall Length	125HX Order No.
9/16"	1-1/16"	5-1/8"	6-7/8"	125HX136
5/8"	1-1/16"	6-1/8"	7-7/8"	125HX140
11/16"	1-1/16"	7-1/8"	9-1/4"	125HX144
3/4"	1-1/4"	7-3/8"	9-3/8"	125HX148
13/16"	1-1/4"	7-3/8"	9-3/8"	125HX152
7/8"	1-7/16"	7-3/8"	9-3/8"	125HX156
15/16"	1-7/16"	7-3/8"	9-3/8"	125HX160
1"	1-7/16"	7-3/8"	9-3/8"	125HX164
1-1/16"	1-5/8"	7-3/8"	9-3/8"	125HX204
1-1/8"	1-5/8"	7-3/8"	9-3/8"	125HX208
1-3/16"	1-13/16"	7-3/8"	9-3/8"	125HX212
1-1/4"	1-13/16"	7-3/8"	9-3/8"	125HX216
1-5/16"	2"	7-3/8"	10"	125HX220
1-3/8"	2"	7-3/8"	10"	125HX224
1-7/16"	2"	7-3/8"	10"	125HX228
1-1/2"	2"	7-3/8"	10"	125HX232
1-9/16"	2"	7-3/8"	10"	125HX236
1-5/8"	2"	7-3/8"	10"	125HX240

## 150HX SERIES

**CONSTRUCTION HIGH SPEED STEEL**

Straight Flute / Hex Nut / Car Length



150HX

Size	Hex Dia.	Flute Length	Overall Length	150HX Order No.
1/2"	1-1/16"	4"	5-1/2"	150HX132
9/16"	1-1/16"	4"	5-1/2"	150HX136
5/8"	1-1/16"	4-1/2"	6"	150HX140
11/16"	1-1/16"	4-1/2"	6-3/8"	150HX144
3/4"	1-1/4"	5"	7"	150HX148
13/16"	1-1/4"	5"	7"	150HX152
7/8"	1-7/16"	5"	7"	150HX156
15/16"	1-7/16"	5"	7"	150HX160
1"	1-7/16"	5"	7"	150HX164
1-1/16"	1-5/8"	5"	7"	150HX204
1-1/8"	1-5/8"	5"	7"	150HX208
1-3/16"	1-13/16"	5"	7"	150HX212
1-1/4"	1-13/16"	5"	7"	150HX216
1-5/16"	2"	5"	7-7/8"	150HX220

## 100HX SERIES

**CONSTRUCTION HIGH SPEED STEEL**

Straight Flute / Hex Nut / Bridge Length



100HX

Size	Hex Dia.	Flute Length	Overall Length	100HX Order No.
9/16"	1-1/16"	5-1/8"	6-7/8"	100HX136
5/8"	1-1/16"	6-1/8"	7-7/8"	100HX140
11/16"	1-1/16"	7-1/8"	9-1/4"	100HX144
3/4"	1-1/4"	7-3/8"	9-3/8"	100HX148
13/16"	1-1/4"	7-3/8"	9-3/8"	100HX152
7/8"	1-7/16"	7-3/8"	9-3/8"	100HX156
15/16"	1-7/16"	7-3/8"	9-3/8"	100HX160
1"	1-7/16"	7-3/8"	9-3/8"	100HX164
1-1/16"	1-5/8"	7-3/8"	9-3/8"	100HX204
1-1/8"	1-5/8"	7-3/8"	9-3/8"	100HX208
1-3/16"	1-13/16"	7-3/8"	9-3/8"	100HX212
1-1/4"	1-13/16"	7-3/8"	9-3/8"	100HX216
1-5/16"	2"	7-3/8"	10"	100HX220
1-3/8"	2"	7-3/8"	10"	100HX224
1-7/16"	2"	7-3/8"	10"	100HX228
1-1/2"	2"	7-3/8"	10"	100HX232
1-9/16"	2"	7-3/8"	10"	100HX236
1-5/8"	2"	7-3/8"	10"	100HX240

# CONSTRUCTION REAMERS

**NITRO SAFETY FIRST**

Protect against the danger and loss of a falling reamer

- ▷ Manufactured from a premium grade of high speed steel
- ▷ Body and clearance are black and gold surface-treated for maximum lubricity
- ▷ Two NE040 Magnets are placed 180° apart in hex nut to reduce the risk of the reamer falling out of the socket while in use
- ▷ Meets OSHA 29CFR Part 1926.759 (falling objects protection)
- ▷ All sizes are individually packaged

## 125SF SERIES

**CONSTRUCTION HIGH SPEED STEEL**  
Spiral Flute / Hex Nut / Bridge Length



125SF

Size	Hex Dia.	Flute Length	Overall Length	125SF Order No.
9/16"	1-1/16"	5-1/8"	6-7/8"	125SF136
5/8"	1-1/16"	6-1/8"	7-7/8"	125SF140
11/16"	1-1/16"	7-1/8"	9-1/4"	125SF144
3/4"	1-1/4"	7-3/8"	9-3/8"	125SF148
13/16"	1-1/4"	7-3/8"	9-3/8"	125SF152
7/8"	1-7/16"	7-3/8"	9-3/8"	125SF156
15/16"	1-7/16"	7-3/8"	9-3/8"	125SF160
1"	1-7/16"	7-3/8"	9-3/8"	125SF164
1-1/16"	1-5/8"	7-3/8"	9-3/8"	125SF204

Size	Hex Dia.	Flute Length	Overall Length	125SF Order No.
1-1/8"	1-5/8"	7-3/8"	9-3/8"	125SF208
1-3/16"	1-13/16"	7-3/8"	9-3/8"	125SF212
1-1/4"	1-13/16"	7-3/8"	9-3/8"	125SF216
1-5/16"	2"	7-3/8"	10"	125SF220
1-3/8"	2"	7-3/8"	10"	125SF224
1-7/16"	2"	7-3/8"	10"	125SF228
1-1/2"	2"	7-3/8"	10"	125SF232
1-9/16"	2"	7-3/8"	10"	125SF236
1-5/8"	2"	7-3/8"	10"	125SF240

## 4290N SERIES

**CONSTRUCTION HIGH SPEED STEEL**  
Spiral Flute / Hex Nut / Car Length



4290N

Size	Hex Dia.	Flute Length	Overall Length	4290N Order No.
1/2"	1-1/16"	4"	5-1/2"	429N132
9/16"	1-1/16"	4"	5-7/8"	429N136
5/8"	1-1/16"	4-1/2"	6"	429N140
11/16"	1-1/16"	4-1/2"	6-3/8"	429N144
3/4"	1-1/4"	5"	7"	429N148
13/16"	1-1/4"	5"	7"	429N152
7/8"	1-7/16"	5"	7"	429N156

Size	Hex Dia.	Flute Length	Overall Length	4290N Order No.
15/16"	1-7/16"	5"	7"	429N160
1"	1-7/16"	5"	7"	429N164
1-1/16"	1-5/8"	5"	7"	429N204
1-1/8"	1-5/8"	5"	7"	429N208
1-3/16"	1-13/16"	5"	7"	429N212
1-1/4"	1-13/16"	5"	7"	429N216
1-5/16"	2"	5"	7-7/8"	429N220

# ALIGNMENT REAMERS

- ▷ *Black and Gold surface treatment*
- ▷ *For Cast Iron, Non-Ferrous Metals, Stainless Steel*
- ▷ *All sizes are individually packaged*

**TCR SERIES**  
**HIGH SPEED STEEL**  
**3-Flat Shank**



Size	Decimal Equivalent	Flute Length	Overall Length	Order No.	Pkg Qty
7/16"	.4375	2-1/4"	4"	072279	1
3/8"*	.3750	3-1/16"	5-1/4"	072280	1
1/2"	.5000	3-3/4"	5-15/16"	072281	1
9/16"	.5625	4-5/16"	6-9/16"	072282	1
5/8"	.6250	4-5/16"	6-9/16"	072283	1
11/16"	.6875	4-13/16"	7"	072284	1
3/4"	.7500	4-13/16"	7"	072285	1
13/16"	.8125	5-1/8"	7-1/4"	072286	1
7/8"	.8750	5-1/8"	7-1/4"	072287	1
15/16"	.9375	5-1/8"	7-1/4"	072288	1
1"	1.0000	5-1/8"	7-1/4"	072289	1
1-1/16"	1.0625	5-1/4"	7-1/4"	072291	1
1-1/8"***	1.1250	5-1/4"	7-1/4"	072292	1
1-3/16"***	1.1875	5-1/4"	7-1/4"	072293	1
1-1/4"***	1.2500	5-1/2"	7-1/2"	072294	1
1-5/16"***	1.3125	5-1/2"	7-1/2"	072295	1
1-3/8"***	1.3750	5-1/2"	7-1/2"	072296	1
1-7/16"***	1.4375	5-1/2"	7-1/2"	072297	1
1-1/2"***	1.5000	5-1/2"	7-1/2"	072298	1

\*3/8" shank  
 \*\*3/4" shank

Set				
Style	Description	Pieces	Size Range	Order No.
TCR3	Resealable Plastic Tube	3 Piece	1/2", 5/8", 3/4"	072290



# CHUCKING REAMERS



08

REAMERS

Provides a smooth, accurate finish to a hole

- ▷ Designed for general purpose reaming in machines such as drill presses, turret lathes, and screw machines
- ▷ Shorter and deeper flutes than hand reamers
- ▷ Regularly pointed with a 45° chamfer
- ▷ Suitable for machine reaming a wide range of materials
- ▷ All sizes are individually packaged



4300E Straight Flute



4375E Spiral Flute

## 4300E / 4375E SERIES

Straight Shank / Right Hand Cut

Size	Flute Length	Overall Length	Straight Flute 4300E Order No.	Spiral Flute 4375E Order No.
1/8"	7/8"	3-1/2"	430E108	437E108
9/64"	1"	3-1/2"	430E109	437E109
5/32"	1"	4"	430E110	437E110
11/64"	1-1/8"	4"	430E111	437E111
3/16"	1-1/8"	4-1/2"	430E112	437E112
13/64"	1-1/4"	4-1/2"	430E113	437E113
7/32"	1-1/4"	5"	430E114	437E114
15/64"	1-1/2"	5"	430E115	437E115
1/4"	1-1/2"	6"	430E116	437E116
17/64"	1-1/2"	6"	430E117	437E117
9/32"	1-1/2"	6"	430E118	437E118
19/64"	1-1/2"	6"	430E119	437E119
5/16"	1-1/2"	6"	430E120	437E120
21/64"	1-1/2"	6"	430E121	437E121
11/32"	1-1/2"	6"	430E122	437E122
23/64"	1-3/4"	6"	430E123	437E123
3/8"	1-3/4"	7"	430E124	437E124
25/64"	1-3/4"	7"	430E125	437E125
13/32"	1-3/4"	7"	430E126	437E126
27/64"	1-3/4"	7"	430E127	437E127
7/16"	1-3/4"	7"	430E128	437E128
15/32"	1-3/4"	7"	430E130	437E130
1/2"	2"	8"	430E132	437E132
17/32"	2"	8"	430E134	437E134
9/16"	2"	8"	430E136	437E136

Size	Flute Length	Overall Length	Straight Flute 4300E Order No.	Spiral Flute 4375E Order No.
19/32"	2"	8"	430E138	437E138
5/8"	2-1/4"	9"	430E140	437E140
21/32"	2-1/4"	9"	430E142	437E142
11/16"	2-1/4"	9"	430E144	437E144
23/32"	2-1/4"	9"	430E146	437E146
3/4"	2-1/2"	9-1/2"	430E148	437E148
25/32"	2-1/2"	9-1/2"	430E150	437E150
13/16"	2-1/2"	9-1/2"	430E152	437E152
27/32"	2-1/2"	9-1/2"	430E154	437E154
7/8"	2-5/8"	10"	430E156	437E156
29/32"	2-5/8"	10"	430E158	437E158
15/16"	2-5/8"	10"	430E160	437E160
31/32"	2-5/8"	10"	430E162	437E162
1"	2-3/4"	10-1/2"	430E164	437E164
1-1/32"	2-3/4"	10-1/2"	430E202	-
1-1/16"	2-3/4"	10-1/2"	430E204	437E204
1-3/32"	2-3/4"	10-1/2"	430E206	-
1-1/8"	2-7/8"	11"	430E208	437E208
1-5/32"	2-7/8"	11"	430E210	-
1-3/16"	2-7/8"	11"	430E212	437E212
1-1/4"	3"	11-1/2"	430E216	437E216
1-5/16"	3"	11-1/2"	430E220	437E220
1-3/8"	3-1/4"	12"	430E224	437E224
1-7/16"	3-1/4"	12-1/2"	430E228	437E228
1-1/2"	3-1/2"	12-1/2"	430E232	437E232

## 4350E SERIES

Straight Flute / Straight Shank / Right Hand Cut



4350E

Size (mm)	Shank Dia.	Flute Length	Overall Length	4350E Order No.
2.5	2.5	20	70	435E025
3.0	3.0	20	70	435E030
3.2	3.2	22	80	435E032
3.5	3.5	22	80	435E035
4.0	4.0	22	80	435E040
4.5	4.5	22	80	435E045
5.0	5.0	25	90	435E050
6.0	6.0	28	100	435E060
7.0	7.0	30	110	435E070
8.0	8.0	32	120	435E080
9.0	9.0	36	130	435E090
10.0	10.0	40	140	435E110
11.0	9.0	40	145	435E111

Size (mm)	Shank Dia.	Flute Length	Overall Length	4350E Order No.
12.0	10.0	40	155	435E112
13.0	11.0	45	160	435E113
14.0	11.0	45	170	435E114
15.0	13.0	45	175	435E115
16.0	13.0	45	180	435E116
17.0	14.0	50	190	435E117
18.0	14.0	50	195	435E118
19.0	16.0	50	205	435E119
20.0	16.0	50	210	435E120
21.0	18.0	55	215	435E121
22.0	18.0	55	225	435E122
23.0	18.0	60	230	435E123
24.0	20.0	60	240	435E124



# HAND REAMERS

Widely used for final sizing of drilled holes, by hand

- ▷ The square on the shank-end is suitable for holding in a tap wrench or vise
- ▷ The cutting edge is ground with a starting taper to provide easy entry
- ▷ All sizes are individually packaged

## 4400E / 4450E SERIES

### Straight Shank with Square



4400E Straight Flute



4450E Spiral Flute

Size	Flute Length	Overall Length	Straight Flute 4400E Order No.	Spiral Flute 4450E Order No.
1/8"	1-1/2"	3"	440E108	445E108
5/32"	1-5/8"	3-1/4"	440E110	445E110
11/64"	1-3/4"	3-1/2"	440E111	-
3/16"	1-3/4"	3-1/2"	440E112	445E112
7/32"	1-7/8"	3-3/4"	440E114	445E114
1/4"	2"	4"	440E116	445E116
9/32"	2-1/8"	4-1/4"	440E118	445E118
5/16"	2-1/4"	4-1/2"	440E120	445E120
11/32"	2-3/8"	4-3/4"	440E122	445E122
3/8"	2-1/2"	5"	440E124	445E124
13/32"	2-5/8"	5-1/4"	440E126	445E126
7/16"	2-3/4"	5-1/2"	440E128	445E128
15/32"	2-7/8"	5-3/4"	440E130	445E130
1/2"	3"	6"	440E132	445E132
17/32"	3-1/8"	6-1/4"	440E134	445E134
9/16"	3-1/4"	6-1/2"	440E136	445E136
19/32"	3-3/8"	6-3/4"	440E138	445E138
5/8"	3-1/2"	7"	440E140	445E140
21/32"	3-11/16"	7-3/8"	440E142	445E142

Size	Flute Length	Overall Length	Straight Flute 4400E Order No.	Spiral Flute 4450E Order No.
11/16"	3-7/8"	7-3/4"	440E144	445E144
23/32"	4-1/16"	8-1/8"	440E146	445E146
3/4"	4-3/16"	8-3/4"	440E148	445E148
25/32"	4-3/8"	8-3/4"	440E150	445E150
13/16"	4-9/16"	9-1/8"	440E152	445E152
27/32"	4-11/16"	9-3/8"	440E154	445E154
7/8"	4-7/8"	9-3/4"	440E156	445E156
29/32"	5"	10"	440E158	445E158
15/16"	5-1/8"	10-1/4"	440E160	445E160
31/32"	5-5/16"	10-5/8"	440E162	445E162
1"	5-7/16"	10-7/8"	440E164	445E164
1-1/16"	5-5/8"	11-1/4"	440E204	445E204
1-1/8"	5-13/16"	11-5/8"	440E208	445E208
1-3/16"	6"	12"	440E212	445E212
1-1/4"	6-1/8"	12-1/4"	440E216	445E216
1-5/16"	6-1/4"	12-1/2"	440E220	445E220
1-3/8"	6-5/16"	12-5/8"	440E224	445E224
1-7/16"	6-7/16"	12-7/8"	440E228	445E228
1-1/2"	6-1/2"	13"	440E232	445E232

# TAPER PIN REAMERS

Used to finish, shape, or increase the size of holes for a near-perfect fit when inserting taper pins into your workpiece.

**STRAIGHT FLUTE** – for hand use in easy-to-ream materials

**SPIRAL FLUTE** – for hand use in hard-to-ream materials

**HELICAL FLUTE** – for machine reaming on a production basis. Helical design throws the chips forward to relieve packing of the flutes

- ▷ *Designed to ream holes to fit standard taper pins*
- ▷ *Taper Pin Reamers are manufactured with a taper of 1/4" per foot*
- ▷ *Square shank allows hand (straight and spiral flute) reamers to be held in a tap wrench or vise*
- ▷ *All sizes are individually packaged*

## 4500E / 4550E / 4570E SERIES

### Straight Shank with Square



4500E Straight Flute



4550E Spiral Flute



4570E Helical Flute

Size	Shank Dia.	Flute Length	Overall Length	Small End Dia.	Large End Dia.	Straight Flute 4500E Order No.	Spiral Flute 4550E Order No.	Helical Flute 4570E Order No.
0	11/64"	1-11/16"	2-15/16"	.1287	.1638	450E000	455E000	457E000
2/0	5/32"	1-9/16"	2-9/16"	.1137	.1462	450E002	455E002	457E002
3/0	9/64"	1-5/16"	2-5/16"	.1029	.1302	450E003	455E003	457E003
4/0	1/8"	1-5/16"	2-5/16"	.0869	.1142	450E004	455E004	
5/0	7/64"	1-3/16"	2-3/16"	.0719	.0966	450E005	455E005	457E005
6/0	3/32"	15/16"	1-15/16"	.0611	.0806			457E006
7/0	5/64"	13/16"	1-13/16"	.0497	.0666	450E007	455E007	457E007
1	3/16"	1-11/16"	2-15/16"	.1447	.1798	450E010	455E010	457E010
2	13/64"	1-15/16"	3-3/16"	.1605	.2008	450E020	455E020	457E020
3	15/64"	2-5/16"	3-11/16"	.1813	.2294	450E030	455E030	457E030
4	17/64"	2-9/16"	4-1/16"	.2071	.2604	450E040	455E040	457E040
5	5/16"	2-13/16"	4-5/16"	.2409	.2994	450E050	455E050	457E050
6	23/64"	3-11/16"	5-7/16"	.2773	.3540	450E060	455E060	457E060
7	13/32"	4-7/16"	6-5/16"	.3297	.4220	450E070	455E070	457E070
8	7/16"	5-3/16"	7-3/16"	.3971	.505	450E080	455E080	457E080
9	9/16"	6-1/16"	8-5/16"	.4805	.6066	450E090	455E090	457E090
10	5/8"	6-13/16"	9-5/16"	.5799	.7219	450E100	455E100	457E100



# 09

END MILLS

# QUICK PAGES REFERENCES



## END MILLS

### Heavy-Duty End Mills

Solid Carbide

**Bright Finish**  
For steel, stainless steel, titanium, cast iron, brass, bronze

Type	Series	Catalog page reference
2 & 4-Flute Finishing	7200/7300	471
	7250/7350	
	7400/7500	
Ball Nose	7600/7700	472
	7650/7750	



### General Purpose End Mills

High Speed Steel

**Bright Finish**  
For low to medium tensile strength materials

Type	Series	Catalog page reference
2-Flute Finishing	5075A, 5000A	472
	5600A, 5400A	474
Multi-Flute Finishing	5100A	475
	5150A, 5250A, 5350A	476
	5650A, 5500A	477
Ball Nose	6400A, 6420A	478



### General Purpose End Mills

Cobalt

**Bright Finish**  
For most materials

Type	Series	Catalog page reference
2-Flute Finishing	6500A, 6900A	479
	6700A, 6725A, 6750A, 6950A	
Ball Nose	6650A	481
Roughing	7140	482





# HEAVY-DUTY END MILLS

## 2 & 4-FLUTE FINISHING END MILLS

Solid carbide end mills often result in the lowest cost per operation. They can be run at impressive feed and speed rates and offer impressive tool life.

- ▷ Run at extremely impressive feed and speed rates  
- 3x the rates of HSS end mills
- ▷ Better surface finish on the workpiece
- ▷ Extended tool life over conventional HSS and Cobalt end mills

### 7200 / 7300 SERIES 2 & 4-Flute Finishing End Mills

**HEAVY-DUTY SOLID CARBIDE**

Regular Length / Center Cutting / Single End Fractional / Bright



Size	Shank Dia.	Length of Cut	Overall Length	2-Flutes 7200 Order No.	4-Flutes 7300 Order No.
1/32"	1/8"	5/64"	1-1/2"	72A102C	73A102C
3/64"	1/8"	7/64"	1-1/2"	72A103C	73A103C
1/16"	1/8"	3/16"	1-1/2"	72A104C	73A104C
5/64"	1/8"	3/16"	1-1/2"	72A105C	73A105C
3/32"	1/8"	9/32"	1-1/2"	72A106C	73A106C
7/64"	1/8"	3/8"	1-1/2"	72A107C	73A107C
1/8"	1/8"	3/8"	1-1/2"	72A108C	73A108C
9/64"	3/16"	1/2"	2"	72A109C	73A109C
5/32"	3/16"	1/2"	2"	72A110C	73A110C
11/64"	3/16"	5/8"	2"	72A111C	73A111C
3/16"	3/16"	5/8"	2"	72A112C	73A112C
7/32"	1/4"	5/8"	2-1/2"	72A114C	73A114C
1/4"	1/4"	3/4"	2-1/2"	72A116C	73A116C
9/32"	5/16"	3/4"	2-1/2"	72A118C	73A118C
5/16"	5/16"	13/16"	2-1/2"	72A120C	73A120C
11/32"	3/8"	1"	2-1/2"	72A122C	73A122C
3/8"	3/8"	1"	2-1/2"	72A124C	73A124C
13/32"	7/16"	1"	2-3/4"	72A126C	73A126C
7/16"	7/16"	1"	2-3/4"	72A128C	73A128C
15/32"	1/2"	1"	3"	72A130C	73A130C
1/2"	1/2"	1"	3"	72A132C	73A132C
9/16"	9/16"	1-1/8"	3-1/2"	72A136C	73A136C
5/8"	5/8"	1-1/4"	3-1/2"	72A140C	73A140C
11/16"	3/4"	1-3/8"	4"	72A144C	73A144C
3/4"	3/4"	1-1/2"	4"	72A148C	73A148C
7/8"	7/8"	1-1/2"	4"	72A156C	73A156C
1"	1"	1-1/2"	4"	72A164C	73A164C

### 7250 / 7350 SERIES 2 & 4-Flute Finishing End Mills

**HEAVY-DUTY SOLID CARBIDE**

Extra Long Length / Center Cutting / Single End Fractional / Bright



Size	Shank Dia.	Length of Cut	Overall Length	2-Flutes 7250 Order No.	4-Flutes 7350 Order No.
1/8"	1/8"	1"	3"	725A108C	735A108C
3/16"	3/16"	1-1/8"	3"	725A112C	735A112C
1/4"	1/4"	1-1/2"	4"	725A116C	735A116C
5/16"	5/16"	1-5/8"	4"	725A120C	735A120C
3/8"	3/8"	1-3/4"	4"	725A124C	735A124C
7/16"	7/16"	3"	6"	725A128C	735A128C
1/2"	1/2"	3"	6"	725A132C	735A132C
5/8"	5/8"	3"	6"	725A140C	735A140C
3/4"	3/4"	3"	6"	725A148C	735A148C
1"	1"	3"	6"	725A164C	735A164C

### 7400 / 7500 SERIES 2 & 4-Flute Finishing End Mills

**HEAVY-DUTY SOLID CARBIDE**

Stub Length / Center Cutting / Double End Fractional / Bright



Size	Shank Dia.	Length of Cut	Overall Length	2-Flutes 7400 Order No.	4-Flutes 7500 Order No.
1/32"	1/8"	5/64"	1-1/2"	74A102C	75A102C
3/64"	1/8"	3/32"	1-1/2"	74A103C	75A103C
1/16"	1/8"	1/8"	1-1/2"	74A104C	75A104C
5/64"	1/8"	5/32"	1-1/2"	74A105C	75A105C
3/32"	1/8"	3/16"	1-1/2"	74A106C	75A106C
7/64"	1/8"	7/32"	1-1/2"	74A107C	75A107C
1/8"	1/8"	1/4"	1-1/2"	74A108C	75A108C
9/64"	3/16"	9/32"	2"	74A109C	75A109C
5/32"	3/16"	5/16"	2"	74A110C	75A110C
3/16"	3/16"	3/8"	2"	74A112C	75A112C
7/32"	1/4"	1/2"	2-1/2"	74A114C	75A114C
1/4"	1/4"	1/2"	2-1/2"	74A116C	75A116C
5/16"	5/16"	1/2"	2-1/2"	74A120C	75A120C
3/8"	3/8"	1/2"	2-1/2"	74A124C	75A124C
7/16"	7/16"	9/16"	2-3/4"	74A128C	75A128C
1/2"	1/2"	5/8"	3"	74A132C	75A132C

## HEAVY-DUTY BALL NOSE END MILLS


Ball nose end mills are used where rounded details must be machined in a part (for example, a slot with a rounded bottom). They are also used where sharp machined corners must be avoided. Ball nose end mills are also widely used for delicate cuts on contoured surfaces of molds and dies.

- ▷ Have rounded end cutting edges
- ▷ Available as a center cutting tool only
- ▷ All sizes are individually packaged

### 7600 / 7700 SERIES Ball Nose End Mills

#### HEAVY-DUTY SOLID CARBIDE

Regular Length / Center Cutting / Single End  
Fractional / Bright



7600



7700

### 7650 / 7750 SERIES Ball Nose End Mills SERIES

#### HEAVY-DUTY SOLID CARBIDE

Extra Long Length / Center Cutting / Single End  
Fractional / Bright



7650



7750

Size	Shank Dia.	Length of Cut	Overall Length	2-Flutes 7600 Order No.	4-Flutes 7700 Order No.
1/32"	1/8"	5/64"	1-1/2"	76A102C	77A102C
3/64"	1/8"	7/64"	1-1/2"	76A103C	77A103C
1/16"	1/8"	3/16"	1-1/2"	76A104C	77A104C
5/64"	1/8"	3/16"	1-1/2"	76A105C	77A105C
3/32"	1/8"	9/32"	1-1/2"	76A106C	77A106C
7/64"	1/8"	3/8"	1-1/2"	76A107C	77A107C
1/8"	1/8"	3/8"	1-1/2"	76A108C	77A108C
9/64"	3/16"	1/2"	2"	76A109C	77A109C
5/32"	3/16"	1/2"	2"	76A110C	77A110C
11/64"	3/16"	5/8"	2"	76A111C	77A111C
3/16"	3/16"	5/8"	2"	76A112C	77A112C
7/32"	1/4"	5/8"	2-1/2"	76A114C	77A114C
1/4"	1/4"	3/4"	2-1/2"	76A116C	77A116C
9/32"	5/16"	3/4"	2-1/2"	76A118C	77A118C
5/16"	5/16"	1"	2-1/2"	76A120C	77A120C
11/32"	3/8"	1"	2-1/2"	76A122C	77A122C
3/8"	3/8"	1"	2-1/2"	76A124C	77A124C
13/32"	7/16"	1"	2-3/4"	76A126C	77A126C
7/16"	7/16"	1"	2-3/4"	76A128C	77A128C
15/32"	1/2"	1"	3"	76A130C	77A130C
1/2"	1/2"	1"	3"	76A132C	77A132C
9/16"	9/16"	1-1/8"	3-1/2"	76A136C	77A136C
5/8"	5/8"	1-1/4"	3-1/2"	76A140C	77A140C
11/16"	3/4"	1-3/8"	4"	76A144C	77A144C
3/4"	3/4"	1-1/2"	4"	76A148C	77A148C
7/8"	7/8"	1-1/2"	4"	76A156C	77A156C
1"	1"	1-1/2"	4"	76A164C	77A164C

Size	Shank Dia.	Length of Cut	Overall Length	2-Flutes 7650 Order No.	4-Flutes 7750 Order No.
1/8"	1/8"	1"	3"	765A108C	775A108C
3/16"	3/16"	1-1/8"	3"	765A112C	775A112C
1/4"	1/4"	1-1/2"	4"	765A116C	775A116C
5/16"	5/16"	1-5/8"	4"	765A120C	775A120C
3/8"	3/8"	1-3/4"	4"	765A124C	775A124C
7/16"	7/16"	3"	6"	765A128C	775A128C
1/2"	1/2"	3"	6"	765A132C	775A132C
5/8"	5/8"	3"	6"	765A140C	775A140C
3/4"	3/4"	3"	6"	765A148C	775A148C
1"	1"	3"	6"	765A164C	775A164C

# GENERAL PURPOSE END MILLS

## 2-FLUTE FINISHING END MILLS

For general purpose milling in all types of materials

- ▷ *Hard working center cutting tool*
- ▷ *Can be used for multiple operations, plunge cutting, slot milling, and profiling*
- ▷ *Ideal tool for milling operations that begin with a plunge cut and heavy cuts where the tool is "buried"*
- ▷ *2-flute end mills provide more efficient chip removal than multi-flute end mills*
- ▷ *All sizes are individually packaged*

### 5075A SERIES 2-Flute Finishing End Mills

**GENERAL PURPOSE HIGH SPEED STEEL**

Long Length / Center Cutting / Single End  
Fractional / Bright



5075A

Size	Shank Dia.	Length of Cut	Overall Length	No. of Flutes	5075A Order No.
1/4"	3/8"	1-1/4"	3-1/16"	2	507A116A
5/16"	3/8"	1-3/8"	3-1/8"	2	507A120A
3/8"	3/8"	1-1/2"	3-1/4"	2	507A124A
1/2"	1/2"	2"	4"	2	507A132B

### 5000A SERIES 2-Flute Finishing End Mills

**GENERAL PURPOSE HIGH SPEED STEEL**

Regular Length / Center Cutting / Single End  
Fractional / Bright



5000A

Size	Shank Dia.	Length of Cut	Overall Length	No. of Flutes	5000A Order No.
11/16"	1/2"	1-5/16"	3-5/16"	2	50A144B
11/16"	5/8"	1-5/16"	3-7/16"	2	50A144C
23/32"	3/4"	1-5/16"	3-5/16"	2	50A146D
3/4"	1/2"	1-5/16"	3-5/16"	2	50A148B
3/4"	5/8"	1-5/16"	3-7/16"	2	50A148C
3/4"	3/4"	1-5/16"	3-7/16"	2	50A148D
25/32"	3/4"	1-1/2"	3-5/8"	2	50A150D
13/16"	5/8"	1-1/2"	3-5/8"	2	50A152C
13/16"	3/4"	1-1/2"	3-3/4"	2	50A152D
27/32"	7/8"	1-1/2"	3-5/8"	2	50A154E
7/8"	5/8"	1-1/2"	3-5/8"	2	50A156C
7/8"	3/4"	1-1/2"	3-3/4"	2	50A156D
7/8"	7/8"	1-1/2"	3-3/4"	2	50A156E
29/32"	7/8"	1-1/2"	3-3/4"	2	50A158E
15/16"	5/8"	1-1/2"	3-5/8"	2	50A160C
15/16"	3/4"	1-1/2"	3-3/4"	2	50A160D
15/16"	7/8"	1-1/2"	3-3/4"	2	50A160E
31/32"	1"	1-1/2"	3-3/4"	2	50A162F
1"	5/8"	1-1/2"	3-5/8"	2	50A164C
1"	3/4"	1-1/2"	3-3/4"	2	50A164D
1"	7/8"	1-1/2"	3-3/4"	2	50A164E
1"	1"	1-5/8"	4-1/8"	2	50A164F
1-1/16"	3/4"	1-5/8"	3-7/8"	2	50A204D
1-1/8"	3/4"	1-5/8"	3-7/8"	2	50A208D
1-1/8"	1"	1-5/8"	4-1/8"	2	50A208F
1-3/16"	3/4"	1-5/8"	3-7/8"	2	50A212D
1-1/4"	3/4"	1-5/8"	3-7/8"	2	50A216D
1-1/4"	7/8"	1-5/8"	3-7/8"	2	50A216E
1-1/4"	1"	1-5/8"	4-1/8"	2	50A216F
1-1/4"	1-1/4"	1-5/8"	4-1/8"	2	50A216G
1-3/8"	3/4"	1-5/8"	3-7/8"	2	50A224D
1-3/8"	1"	1-5/8"	4-1/8"	2	50A224F
1-1/2"	3/4"	1-5/8"	4-1/8"	2	50A232D
1-1/2"	1"	1-5/8"	4-1/8"	2	50A232F
1-1/2"	1-1/4"	1-5/8"	4-1/8"	2	50A232G
1-5/8"	1-1/4"	1-5/8"	4-1/8"	2	50A240G
1-3/4"	3/4"	1-5/8"	4-1/8"	2	50A248D
1-3/4"	1-1/4"	1-5/8"	4-1/8"	2	50A248G
1-7/8"	1-1/4"	1-5/8"	4-1/8"	2	50A256G
2"	3/4"	1-5/8"	4-1/8"	2	50A264D
2"	1-1/4"	1-5/8"	4-1/8"	2	50A264G

Size	Shank Dia.	Length of Cut	Overall Length	No. of Flutes	5000A Order No.
1/8"	3/8"	3/8"	2-5/16"	2	50A108A
11/64"	3/8"	7/16"	2-5/16"	2	50A111A
3/16"	3/8"	7/16"	2-5/16"	2	50A112A
13/64"	3/8"	1/2"	2-5/16"	2	50A113A
7/32"	3/8"	1/2"	2-5/16"	2	50A114A
15/64"	3/8"	1/2"	2-5/16"	2	50A115A
1/4"	3/8"	1/2"	2-5/16"	2	50A116A
17/64"	3/8"	9/16"	2-5/16"	2	50A117A
9/32"	3/8"	9/16"	2-5/16"	2	50A118A
19/64"	3/8"	9/16"	2-5/16"	2	50A119A
5/16"	3/8"	9/16"	2-5/16"	2	50A120A
21/64"	3/8"	9/16"	2-5/16"	2	50A121A
11/32"	3/8"	9/16"	2-5/16"	2	50A122A
23/64"	3/8"	9/16"	2-5/16"	2	50A123A
3/8"	3/8"	9/16"	2-5/16"	2	50A124A
25/64"	3/8"	13/16"	2-1/2"	2	50A125A
13/32"	3/8"	13/16"	2-1/2"	2	50A126A
27/64"	3/8"	13/16"	2-1/2"	2	50A127A
7/16"	3/8"	13/16"	2-1/2"	2	50A128A
29/64"	3/8"	13/16"	2-1/2"	2	50A129A
15/32"	3/8"	13/16"	2-1/2"	2	50A130A
1/2"	3/8"	13/16"	2-1/2"	2	50A132A
1/2"	1/2"	1"	3"	2	50A132B
17/32"	1/2"	1-1/8"	3-1/8"	2	50A134B
9/16"	1/2"	1-1/8"	3-1/8"	2	50A136B
19/32"	1/2"	1-1/8"	3-1/8"	2	50A138B
5/8"	1/2"	1-1/8"	3-1/8"	2	50A140B
5/8"	5/8"	1-5/16"	3-7/16"	2	50A140C
21/32"	5/8"	1-5/16"	3-5/16"	2	50A142C

## GENERAL PURPOSE 2-FLUTE FINISHING END MILLS

### 5600A SERIES 2-Flute Finishing End Mills

#### GENERAL PURPOSE HIGH SPEED STEEL

Regular Length / Center Cutting / Single End

Metric / Bright



5600A

Size (mm)	Shank Dia.	Length of Cut	Overall Length	No. of Flutes	5600A Order No.
3.0	3/8"	5/16"	2-5/16"	2	560A030
3.5	3/8"	7/16"	2-5/16"	2	560A035
4.0	3/8"	7/16"	2-5/16"	2	560A040
4.5	3/8"	1/2"	2-5/16"	2	560A045
5.0	3/8"	1/2"	2-5/16"	2	560A050
5.5	3/8"	1/2"	2-5/16"	2	560A055
6.0	3/8"	1/2"	2-5/16"	2	560A060
6.5	3/8"	9/16"	2-5/16"	2	560A065
7.0	3/8"	9/16"	2-5/16"	2	560A070
8.0	3/8"	9/16"	2-5/16"	2	560A080
9.0	3/8"	9/16"	2-5/16"	2	560A090
10.0	3/8"	13/16"	2-1/2"	2	560A100
10.5	3/8"	13/16"	2-1/2"	2	560A105
11.0	3/8"	13/16"	2-1/2"	2	560A110
12.0	3/8"	13/16"	2-1/2"	2	560A120

Size (mm)	Shank Dia.	Length of Cut	Overall Length	No. of Flutes	5600A Order No.
12.5	1/2"	1-1/8"	3-1/8"	2	560A125
13.0	1/2"	1-1/8"	3-1/8"	2	560A130
13.5	1/2"	1-1/8"	3-1/8"	2	560A135
14.0	1/2"	1-1/8"	3-3/8"	2	560A140
14.5	1/2"	1-1/8"	3-1/8"	2	560A145
15.0	1/2"	1-1/8"	3-1/2"	2	560A150
16.0	5/8"	1-5/16"	3-7/16"	2	560A160
18.0	5/8"	1-5/16"	3-7/16"	2	560A180
20.0	5/8"	1-1/2"	3-3/4"	2	560A200
22.0	3/4"	1-1/2"	3-3/4"	2	560A220
23.0	7/8"	1-1/2"	3-3/4"	2	560A230
24.0	3/4"	2"	4-1/2"	2	560A240
25.0	1"	2"	4-1/2"	2	560A250
32.0	1"	2"	4-1/2"	2	560A320

### 5400A SERIES 2-Flute Finishing End Mills

#### GENERAL PURPOSE HIGH SPEED STEEL

Regular Length / Center Cutting / Double End

Fractional / Bright



5400A

Size	Shank Dia.	Length of Cut	Overall Length	No. of Flutes	5400A Order No.
1/8"	3/8"	3/8"	3-1/16"	2	54A108A
5/32"	3/8"	7/16"	3-1/8"	2	54A110A
3/16"	3/8"	7/16"	3-1/8"	2	54A112A
7/32"	3/8"	1/2"	3-1/8"	2	54A114A
1/4"	3/8"	1/2"	3-1/8"	2	54A116A
9/32"	3/8"	9/16"	3-1/8"	2	54A118A
5/16"	3/8"	9/16"	3-1/8"	2	54A120A
11/32"	3/8"	9/16"	3-1/8"	2	54A122A
3/8"	3/8"	9/16"	3-1/8"	2	54A124A
13/32"	1/2"	13/16"	3-3/4"	2	54A126B
7/16"	1/2"	13/16"	3-3/4"	2	54A128B

Size	Shank Dia.	Length of Cut	Overall Length	No. of Flutes	5400A Order No.
15/32"	1/2"	13/16"	3-3/4"	2	54A130B
1/2"	1/2"	13/16"	3-3/4"	2	54A132B
9/16"	5/8"	1-1/8"	4-1/2"	2	54A136C
5/8"	5/8"	1-1/8"	4-1/2"	2	54A140C
11/16"	3/4"	1-5/16"	5"	2	54A144D
3/4"	3/4"	1-5/16"	5"	2	54A148D
13/16"	7/8"	1-9/16"	5-1/2"	2	54A152E
7/8"	7/8"	1-9/16"	5-1/2"	2	54A156E
15/16"	1"	1-5/8"	5-7/8"	2	54A160F
1"	1"	1-5/8"	5-7/8"	2	54A164F



# GENERAL PURPOSE MULTI-FLUTE FINISHING END MILLS

- ▷ Provide a better finishing capability than the 2-flute end mill
- ▷ Cutting action is smoother than that of the 2-flute end mill, with less chatter and flutter
- ▷ Have ample chip carrying capacity
- ▷ Multi-flute end mills are preferred for profiling, side milling, and shallow slotting applications
- ▷ All sizes are individually packaged
- ▷ Non-center cutting end mills have cutting edges only on the sides and are used only for side milling

## 5100A SERIES Multi-Flute Finishing End Mills

### GENERAL PURPOSE HIGH SPEED STEEL

Regular Length / Non-Center Cutting / Single End  
Fractional / Bright



5100A

Size	Shank Dia.	Length of Cut	Overall Length	No. of Flutes	5100A Order No.
1/8"	3/8"	3/8"	2-5/16"	4	51A108A
11/64"	3/8"	1/2"	2-3/8"	4	51A111A
3/16"	3/8"	1/2"	2-3/8"	4	51A112A
13/64"	3/8"	9/16"	2-7/16"	4	51A113A
7/32"	3/8"	9/16"	2-7/16"	4	51A114A
15/64"	3/8"	5/8"	2-7/16"	4	51A115A
1/4"	3/8"	5/8"	2-7/16"	4	51A116A
17/64"	3/8"	11/16"	2-7/16"	4	51A117A
9/32"	3/8"	11/16"	2-7/16"	4	51A118A
19/64"	3/8"	3/4"	2-1/2"	4	51A119A
5/16"	3/8"	3/4"	2-1/2"	4	51A120A
21/64"	3/8"	3/4"	2-1/2"	4	51A121A
11/32"	3/8"	3/4"	2-1/2"	4	51A122A
23/64"	3/8"	3/4"	2-1/2"	4	51A123A
3/8"	3/8"	3/4"	2-1/2"	4	51A124A
25/64"	3/8"	1"	2-11/16"	4	51A125A
13/32"	3/8"	1"	2-11/16"	4	51A126A
27/64"	3/8"	1"	2-11/16"	4	51A127A
7/16"	3/8"	1"	2-11/16"	4	51A128A
29/64"	1/2"	1-1/4"	3-1/4"	4	51A129A
15/32"	1/2"	1-1/4"	3-1/4"	4	51A130A
31/64"	1/2"	1-1/4"	3-1/4"	4	51A131A
1/2"	3/8"	1"	2-11/16"	4	51A132A
1/2"	1/2"	1-1/4"	3-1/4"	4	51A132B
17/32"	1/2"	1-3/8"	3-3/8"	4	51A134B
9/16"	1/2"	1-3/8"	3-3/8"	4	51A136B
19/32"	1/2"	1-3/8"	3-3/8"	4	51A138B
5/8"	1/2"	1-3/8"	3-3/8"	4	51A140B
5/8"	5/8"	1-5/8"	3-3/4"	4	51A140C
21/32"	5/8"	1-5/8"	3-3/4"	4	51A142C
11/16"	1/2"	1-5/8"	3-5/8"	4	51A144B
11/16"	5/8"	1-5/8"	3-3/4"	4	51A144C
23/32"	3/4"	1-5/8"	3-7/8"	4	51A146D
3/4"	1/2"	1-5/8"	3-5/8"	4	51A148B
3/4"	5/8"	1-5/8"	3-3/4"	4	51A148C
3/4"	3/4"	1-5/8"	3-7/8"	4	51A148D

Size	Shank Dia.	Length of Cut	Overall Length	No. of Flutes	5100A Order No.
25/32"	3/4"	1-7/8"	4-1/8"	4	51A150D
13/16"	5/8"	1-7/8"	4"	6	51A152C
13/16"	3/4"	1-7/8"	4-1/8"	4	51A152D
27/32"	5/8"	1-7/8"	4"	4	51A154E
7/8"	1/2"	1-5/8"	3-5/8"	4	51A156B
7/8"	5/8"	1-7/8"	4"	6	51A156C
7/8"	3/4"	1-7/8"	4-1/8"	4	51A156D
7/8"	7/8"	1-7/8"	4-1/8"	4	51A156E
29/32"	7/8"	1-7/8"	4-1/8"	6	51A158E
15/16"	5/8"	1-7/8"	4"	6	51A160C
15/16"	3/4"	1-7/8"	4-1/8"	4	51A160D
15/16"	7/8"	1-7/8"	4-1/8"	4	51A160E
1"	5/8"	1-7/8"	4"	6	51A164C
1"	3/4"	1-7/8"	4-1/8"	4	51A164D
1"	7/8"	1-7/8"	4-1/8"	4	51A164E
1"	1"	2"	4-1/2"	4	51A164F
1-1/16"	3/4"	2"	4-1/4"	6	51A204D
1-1/8"	3/4"	2"	4-1/4"	6	51A208D
1-1/8"	7/8"	2"	4-1/2"	6	51A208E
1-1/8"	1"	2"	4-1/2"	6	51A208F
1-1/4"	3/4"	2"	4-1/4"	6	51A216D
1-1/4"	7/8"	2"	4-1/2"	6	51A216E
1-1/4"	1"	2"	4-1/2"	6	51A216F
1-1/4"	1-1/4"	2"	4-1/2"	6	51A216G
1-3/8"	3/4"	2"	4-1/4"	6	51A224D
1-3/8"	1"	2"	4-1/2"	6	51A224F
1-1/2"	1"	2"	4-1/2"	6	51A232F
1-1/2"	1-1/4"	2"	4-1/2"	4	51A232G
1-1/2"	1-1/4"	2"	4-1/2"	6	51A232H
1-5/8"	1-1/4"	2"	4-1/2"	6	51A240G
1-3/4"	1-1/4"	2"	4-1/2"	4	51A248G
1-3/4"	1-1/4"	2"	4-1/2"	6	51A248H
1-7/8"	1-1/4"	2"	4-1/2"	6	51A256H
2"	3/4"	2"	4-1/2"	8	51A264D
2"	1-1/4"	2"	4-1/2"	6	51A264G
2"	1-1/4"	2"	4-1/2"	8	51A264H

## GENERAL PURPOSE MULTI-FLUTE FINISHING END MILLS

### 5150A SERIES Multi-Flute Finishing End Mills

#### GENERAL PURPOSE HIGH SPEED STEEL

Regular Length / Center Cutting / Single End  
Fractional / Bright



5150A

Size	Shank Dia.	Length of Cut	Overall Length	No. of Flutes	5150A Order No.
1/8"	3/8"	3/8"	2-5/16"	4	515A108A
3/16"	3/8"	1/2"	2-3/8"	4	515A112A
7/32"	3/8"	5/8"	2-7/16"	4	515A114A
1/4"	3/8"	5/8"	2-7/16"	4	515A116A
9/32"	3/8"	11/16"	2-1/2"	4	515A118A
5/16"	3/8"	3/4"	2-1/2"	4	515A120A
11/32"	3/8"	3/4"	2-1/2"	4	515A122A
3/8"	3/8"	3/4"	2-1/2"	4	515A124A
13/32"	3/8"	1"	2-11/16"	4	515A126A
7/16"	3/8"	1"	2-11/16"	4	515A128A
15/32"	3/8"	1"	2-11/16"	4	515A130A
1/2"	1/2"	1-1/4"	3-1/4"	4	515A132B
9/16"	1/2"	1-3/8"	3-3/8"	4	515A136B
5/8"	1/2"	1-3/8"	3-3/8"	4	515A140B
5/8"	5/8"	1-5/8"	3-3/4"	4	515A140C

Size	Shank Dia.	Length of Cut	Overall Length	No. of Flutes	5150A Order No.
11/16"	5/8"	1-5/8"	3-3/4"	4	515A144C
3/4"	3/4"	1-5/8"	3-7/8"	4	515A148D
3/4"	3/4"	1-5/8"	3-7/8"	6	515A148E
13/16"	3/4"	1-7/8"	4-1/8"	4	515A152D
7/8"	7/8"	1-7/8"	4-1/8"	4	515A156E
15/16"	3/4"	1-7/8"	4-1/8"	4	515A160E
1"	1"	2"	4-1/2"	4	515A164F
1"	1"	2"	4-1/2"	6	515A164G
1-1/8"	1"	2"	4-1/2"	4	515A208F
1-1/8"	1"	2"	4-1/2"	6	515A208G
1-1/4"	1-1/4"	2"	4-1/2"	6	515A216H
1-1/2"	1-1/4"	2"	4-1/2"	4	515A232G
1-1/2"	1-1/4"	2"	4-1/2"	6	515A232H
1-3/4"	1-1/4"	2"	4-1/2"	6	515A248G
2"	1-1/4"	2"	4-1/2"	6	515A264G

### 5250A SERIES Multi-Flute Finishing End Mills

#### GENERAL PURPOSE HIGH SPEED STEEL

Long Length / Center Cutting / Single End  
Fractional / Bright



5250A

Size	Shank Dia.	Length of Cut	Overall Length	No. of Flutes	5250A Order No.
1/4"	3/8"	1-1/4"	3-9/16"	4	525A116A
5/16"	3/8"	1-3/8"	3-1/8"	4	525A120A
3/8"	3/8"	1-1/2"	3-1/4"	4	525A124A
1/2"	1/2"	2"	4"	4	525A132B
5/8"	5/8"	2-1/2"	4-5/8"	4	525A140C
3/4"	3/4"	3"	5-1/4"	4	525A148D
3/4"	3/4"	3"	5-1/4"	6	525A148H
7/8"	7/8"	3-1/2"	5-3/4"	4	525A156E
7/8"	7/8"	3-1/2"	5-3/4"	6	525A156H

Size	Shank Dia.	Length of Cut	Overall Length	No. of Flutes	5250A Order No.
1"	1"	4"	6-1/2"	4	525A164F
1"	1"	4"	6-1/2"	6	525A164H
1-1/4"	1-1/4"	4"	6-1/2"	4	525A216G
1-1/4"	1-1/4"	4"	6-1/2"	6	525A216H
1-1/2"	1-1/4"	4"	6-1/2"	4	525A232G
1-1/2"	1-1/4"	4"	6-1/2"	6	525A232H
2"	2"	6"	9-3/4"	6	525A264J

### 5350A SERIES Multi-Flute Finishing End Mills

#### GENERAL PURPOSE HIGH SPEED STEEL

Extra-Long Length / Center Cutting / Single End  
Fractional / Bright



5350A

Size	Shank Dia.	Length of Cut	Overall Length	No. of Flutes	5350A Order No.
1/4"	3/8"	1-3/4"	3-9/16"	4	535A116A
5/16"	3/8"	2"	3-3/4"	4	535A120A
3/8"	3/8"	2-1/2"	4-1/4"	4	535A124A
15/32"	1/2"	3"	5"	4	535A130A
1/2"	1/2"	3"	5"	4	535A132B
5/8"	5/8"	4"	6-1/8"	4	535A140C
3/4"	3/4"	4"	6-1/4"	4	535A148D
3/4"	3/4"	4"	6-1/4"	6	535A148H

Size	Shank Dia.	Length of Cut	Overall Length	No. of Flutes	5350A Order No.
7/8"	7/8"	5"	7-1/4"	4	535A156E
7/8"	7/8"	5"	7-1/4"	6	535A156H
1"	1"	6"	8-1/2"	4	535A164F
1"	1"	6"	8-1/2"	6	535A164H
1-1/4"	1-1/4"	6"	8-1/2"	6	535A216H
2"	2"	6"	9-3/4"	6	535A264G

## GENERAL PURPOSE MULTI-FLUTE FINISHING END MILLS

### 5650A SERIES Multi-Flute Finishing End Mills

#### GENERAL PURPOSE HIGH SPEED STEEL

Regular Length / Center Cutting / Single End  
Metric / Bright



5650A

Size (mm)	Shank Dia.	Length of Cut	Overall Length	No. of Flutes	5650A Order No.
3.0	3/8"	3/8"	2-5/16"	4	565A030
3.5	3/8"	1/2"	2-3/8"	4	565A035
4.0	3/8"	1/2"	2-3/8"	4	565A040
4.5	3/8"	9/16"	2-1/2"	4	565A045
5.0	3/8"	9/16"	2-1/2"	4	565A050
5.5	3/8"	5/8"	2-1/2"	4	565A055
6.0	3/8"	5/8"	2-1/2"	4	565A060
7.0	3/8"	11/16"	2-1/2"	4	565A070
8.0	3/8"	3/4"	2-1/2"	4	565A080
8.5	3/8"	3/4"	2-1/2"	4	565A085
9.0	3/8"	3/4"	2-1/2"	4	565A090
10.0	3/8"	1"	2-11/16"	4	565A100
10.5	3/8"	1"	2-11/16"	4	565A105
11.0	3/8"	1"	2-11/16"	4	565A110
12.0	1/2"	1"	2-11/16"	4	565A120
12.5	1/2"	1-1/4"	3-1/4"	4	565A125

Size (mm)	Shank Dia.	Length of Cut	Overall Length	No. of Flutes	5650A Order No.
13.0	1/2"	1-1/4"	3-1/4"	4	565A130
14.0	1/2"	1-3/8"	3-3/8"	4	565A140
15.0	1/2"	1-1/8"	3-3/8"	4	565A150
16.0	5/8"	1-5/8"	3-3/4"	4	565A160
18.0	5/8"	1-5/8"	3-3/4"	4	565A180
20.0	5/8"	1-7/8"	4-1/8"	4	565A200
21.0	5/8"	1-7/8"	4-1/8"	4	565A210
22.0	7/8"	1-7/8"	4-1/8"	4	565A220
23.0	7/8"	1-7/8"	4-1/8"	4	565A230
24.0	7/8"	2"	4-1/2"	4	565A240
25.0	7/8"	2"	4-1/2"	4	565A250
32.0	7/8"	2"	4-1/2"	4	565A320
36.0	7/8"	2"	4-1/2"	4	565A360
40.0	1-1/4"	2"	4-1/2"	4	565A400
45.0	1-1/4"	2"	4-1/2"	4	565A450

### 5500A SERIES Multi-Flute Finishing End Mills

#### GENERAL PURPOSE HIGH SPEED STEEL

Regular Length / Center Cutting / Double End  
Fractional / Bright



5500A

Size	Shank Dia.	Length of Cut	Overall Length	No. of Flutes	5500A Order No.
1/8"	3/8"	3/8"	3-1/16"	4	55A108A
5/32"	3/8"	7/16"	3-1/8"	4	55A110A
3/16"	3/8"	1/2"	3-1/4"	4	55A112A
7/32"	3/8"	9/16"	3-1/4"	4	55A114A
1/4"	3/8"	5/8"	3-3/8"	4	55A116A
9/32"	3/8"	11/16"	3-3/8"	4	55A118A
5/16"	3/8"	3/4"	3-1/2"	4	55A120A
11/32"	3/8"	3/4"	3-1/2"	4	55A122A
3/8"	3/8"	3/4"	3-1/2"	4	55A124A

Size	Shank Dia.	Length of Cut	Overall Length	No. of Flutes	5500A Order No.
13/32"	1/2"	1"	4-1/8"	4	55A126B
7/16"	1/2"	1"	4-1/8"	4	55A128B
15/32"	1/2"	1"	4-1/8"	4	55A130B
1/2"	1/2"	1"	4-1/8"	4	55A132B
5/8"	5/8"	1-3/8"	5"	4	55A140C
3/4"	3/4"	1-5/8"	5-5/8"	4	55A148D
7/8"	7/8"	1-7/8"	6-1/8"	4	55A156E
1"	1"	1-7/8"	6-3/8"	4	55A164F

## GENERAL PURPOSE BALL NOSE END MILLS

Ball nose end mills are used where rounded details must be machined in a part (for example, a slot with a rounded bottom). They are also used where sharp machined corners must be avoided. Ball nose end mills are also widely used for delicate cuts on contoured surfaces of molds and dies.

- ▷ *Have rounded end cutting edges*
- ▷ *Available as a center cutting tool only*
- ▷ *All sizes are individually packaged*

### **6400A SERIES 2-Flute Ball Nose End Mills** **GENERAL PURPOSE HIGH SPEED STEEL** Regular Length / Center Cutting / Single End Fractional/Bright



6400A

Size	Shank Dia.	Length of Cut	Overall Length	No. of Flutes	6400A Order No.
1/8"	3/8"	3/8"	2-5/16"	2	640A108A
3/16"	3/8"	1/2"	2-3/8"	2	640A112A
1/4"	3/8"	5/8"	2-7/16"	2	640A116A
5/16"	3/8"	3/4"	2-1/2"	2	640A120A
3/8"	3/8"	3/4"	2-1/2"	2	640A124A
7/16"	1/2"	1"	3"	2	640A128B
1/2"	1/2"	1"	3"	2	640A132B
9/16"	1/2"	1-1/8"	3-1/8"	2	640A136B
5/8"	1/2"	1-1/8"	3-1/8"	2	640A140B
5/8"	5/8"	1-3/8"	3-1/2"	2	640A140C
3/4"	1/2"	1-5/16"	3-5/16"	2	640A148B
3/4"	3/4"	1-5/8"	3-7/8"	2	640A148D
13/16"	3/4"	2"	4-1/4"	2	640A152D
7/8"	3/4"	2"	4-1/4"	2	640A156D
7/8"	7/8"	2"	4-1/4"	2	640A156E
15/16"	3/4"	2-1/4"	4-1/2"	2	640A160D
1"	3/4"	2-1/4"	4-1/2"	2	640A164D
1"	1"	2-1/4"	4-3/4"	2	640A164F
1-1/8"	1"	2-1/4"	4-3/4"	2	640A208F
1-1/4"	1-1/4"	2-1/2"	5"	2	640A216G
1-1/2"	1-1/4"	2-1/2"	5"	2	640A232G

### **6420A SERIES 4-Flute Ball Nose End Mills** **GENERAL PURPOSE HIGH SPEED STEEL** Regular Length / Center Cutting / Single End Fractional/Bright



6420A

Size	Shank Dia.	Length of Cut	Overall Length	No. of Flutes	6420A Order No.
1/4"	3/8"	5/8"	2-7/16"	4	642A116A
5/16"	3/8"	3/4"	2-1/2"	4	642A120A
3/8"	3/8"	3/4"	2-1/2"	4	642A124A
1/2"	1/2"	1-1/4"	3-1/4"	4	642A132B
5/8"	5/8"	1-5/8"	3-3/4"	4	642A140C
3/4"	3/4"	1-5/8"	3-7/8"	4	642A148D
1"	1"	2"	4-1/2"	4	642A164F



## GENERAL PURPOSE 2-FLUTE FINISHING END MILLS

Cobalt end mills offer increased heat- and wear-resistance over standard HSS end mills. This results in faster operation rates and longer tool life.

- ▷ Cobalt end mills run approximately 10% faster than conventional HSS end mills
- ▷ Shorter machining times and permits fuller utilization of available machine horsepower
- ▷ Retain their sharpness for longer, providing more cuts between grinds and less machine downtime, resulting in lower end mill tooling costs
- ▷ All sizes are individually packaged

### 6500A SERIES 2-Flute Finishing End Mills

**COBALT**

Regular Length / Center Cutting / Single End  
Fractional / Bright



6500A

Size	Shank Dia.	Length of Cut	Overall Length	No. of Flutes	6500A Order No.
1/8"	3/8"	3/8"	2-5/16"	2	650A108A
3/16"	3/8"	7/16"	2-5/16"	2	650A112A
1/4"	3/8"	1/2"	2-5/16"	2	650A116A
5/16"	3/8"	9/16"	2-5/16"	2	650A120A
3/8"	3/8"	9/16"	2-5/16"	2	650A124A
7/16"	3/8"	13/16"	2-1/2"	2	650A128A
1/2"	1/2"	1"	3"	2	650A132B
5/8"	5/8"	1-5/16"	3-7/16"	2	650A140C
3/4"	3/4"	2-1/4"	4-1/2"	2	650A148C
3/4"	3/4"	1-5/16"	3-7/16"	2	650A148D
1"	1"	1-5/8"	4-1/8"	2	650A164F

### 6900A SERIES 2-Flute Finishing End Mills

**COBALT**

Regular Length / Center Cutting / Double End  
Fractional / Bright



6900A

Size	Shank Dia.	Length of Cut	Overall Length	No. of Flutes	6900A Order No.
1/8"	3/8"	3/8"	3-1/16"	2	690A108A
5/32"	3/8"	7/16"	3-1/8"	2	690A110A
3/16"	3/8"	7/16"	3-1/8"	2	690A112A
7/32"	3/8"	1/2"	3-1/4"	2	690A114A
1/4"	3/8"	1/2"	3-3/8"	2	690A116A
9/32"	3/8"	9/16"	3-3/8"	2	690A118A
5/16"	3/8"	9/16"	3-1/2"	2	690A120A
3/8"	3/8"	9/16"	3-1/2"	2	690A124A
1/2"	1/2"	13/16"	3-3/4"	2	690A132B
5/8"	5/8"	1-1/8"	4-1/2"	2	690A140C
3/4"	3/4"	1-5/16"	5"	2	690A148D

## GENERAL PURPOSE MULTI-FLUTE FINISHING END MILLS

Cobalt end mills offer increased heat- and wear-resistance over standard HSS end mills. This results in faster operation rates and longer tool life.

- ▷ Run about 10% faster than conventional HSS end mills
- ▷ Shorter machining times and permits fuller utilization of available machine horsepower
- ▷ All sizes are individually packaged

### 6700A SERIES Multi-Flute Finishing End Mills

**COBALT**

Regular Length / Center Cutting / Single End Fractional / Bright



6700A

Size	Shank Dia.	Length of Cut	Overall Length	No. of Flutes	6700A Order No.
1/8"	3/8"	3/8"	2-5/16"	4	670A108A
3/16"	3/8"	1/2"	2-3/8"	4	670A112A
1/4"	3/8"	5/8"	2-7/16"	4	670A116A
5/16"	3/8"	3/4"	2-1/2"	4	670A120A
3/8"	3/8"	3/4"	2-1/2"	4	670A124A
1/2"	1/2"	1-1/4"	3-1/4"	4	670A132B
5/8"	5/8"	1-5/8"	3-3/4"	4	670A140C
3/4"	3/4"	1-5/8"	3-7/8"	4	670A148D
3/4"	3/4"	1-5/8"	3-7/8"	6	670A148J
1"	1"	2"	4-1/2"	4	670A164F
1-1/4"	1-1/4"	2"	4-1/2"	4	670A216G
1-1/4"	1-1/4"	2"	4-1/2"	6	670A216J
1-1/2"	1-1/4"	2"	4-1/2"	4	670A232G
1-1/2"	1-1/4"	2"	4-1/2"	6	670A232J
2"	1-1/4"	2"	4-1/2"	6	670A264G

### 6725A SERIES Multi-Flute Finishing End Mills

**COBALT**

Medium Length / Center Cutting / Single End Fractional / Bright



6725A

Size	Shank Dia.	Length of Cut	Overall Length	No. of Flutes	6725A Order No.
3/8"	3/8"	1-1/2"	3-1/4"	4	672A124A
1/2"	1/2"	2"	4"	4	672A132B
5/8"	5/8"	2-1/2"	4-5/8"	4	672A140C

### 6750A SERIES Multi-Flute Finishing End Mills

**COBALT**

Long Length / Center Cutting / Single End Fractional / Bright



6750A

Size	Shank Dia.	Length of Cut	Overall Length	No. of Flutes	6750A Order No.
3/8"	3/8"	2-1/2"	4-1/2"	4	675A124A
1/2"	1/2"	3"	5"	4	675A132B
3/4"	3/4"	3"	5-1/4"	4	675A148D
1"	1"	4"	6-1/2"	4	675A164F
1-1/4"	1-1/4"	4"	6-1/2"	6	675A216G

### 6950A SERIES 4-Flute Finishing End Mills

**COBALT**

Regular Length / Center Cutting / Double End Fractional / Bright



6950A

Size	Shank Dia.	Length of Cut	Overall Length	No. of Flutes	6950A Order No.
1/8"	3/8"	3/8"	3-1/16"	4	695A108A
3/16"	3/8"	1/2"	3-1/4"	4	695A112A
1/4"	3/8"	5/8"	3-3/8"	4	695A116A
5/16"	3/8"	3/4"	3-1/2"	4	695A120A
3/8"	3/8"	3/4"	3-1/2"	4	695A124A
1/2"	1/2"	1"	4-1/8"	4	695A132B
5/8"	5/8"	1-3/8"	5"	4	695A140C
3/4"	3/4"	1-5/8"	5-5/8"	4	695A148D

## GENERAL PURPOSE BALL NOSE END MILLS

Ball nose end mills are used where rounded details must be machined in a part (ie: a slot with a rounded bottom). They are also used where sharp machined corners must be avoided. Ball nose end mills are also widely used for delicate cuts on contoured surfaces of molds and dies.

- ▷ Have rounded end cutting edges
- ▷ Available as a center cutting tool only
- ▷ All sizes are individually packaged

### 6650A SERIES Multi-Flute Ball Nose End Mills

**COBALT**

Regular Length / Center Cutting / Single End  
Fractional / Bright



6650A

Size	Shank Dia.	Length of Cut	Overall Length	No. of Flutes	6650A Order No.
1/8"	3/8"	3/8"	2-5/16"	4	665A108A
3/16"	3/8"	1/2"	2-3/8"	4	665A112A
1/4"	3/8"	5/8"	2-7/16"	4	665A116A
5/16"	3/8"	3/4"	2-1/2"	4	665A120A
3/8"	3/8"	3/4"	2-1/2"	4	665A124A
1/2"	1/2"	1-1/4"	3-1/4"	4	665A132B
5/8"	5/8"	1-5/8"	3-3/4"	4	665A140C
3/4"	3/4"	1-5/8"	3-7/8"	4	665A148D
1"	1"	2"	4-1/2"	4	665A164F
1-1/4"	1-1/4"	2"	4-1/2"	6	665A216G



## ROUGHING END MILLS

Roughing end mills are designed for extremely rapid stock removal. These end mills can remove material up to 3x the rate of regular end mills. Designed to machine low alloy, high strength steels at faster feed and speed rates. Utilizes a wavy tooth form cut. These teeth form many successive cutting edges producing many small chips, resulting in a relatively rough surface finish.

### 7140 SERIES Multi-Flute Roughing End Mills

**COBALT**

Regular Length / Center Cutting / Single End  
Fractional / Bright



7140


Size	Shank Dia.	Length of Cut	Overall Length	No. of Flutes	7140 Order No.
1/2"	1/2"	1-1/4"	3-1/4"	4	714A132B
1/2"	1/2"	2"	4"	4	714A132M
1/2"	1/2"	3"	5"	4	714A132L
5/8"	5/8"	3/4"	2-7/8"	4	714A140C
5/8"	5/8"	1-5/8"	3-3/4"	4	714A140M
5/8"	5/8"	3-1/8"	5-1/4"	4	714A140L
11/16"	5/8"	1-5/8"	3-3/4"	4	714A144C
3/4"	5/8"	1-5/8"	3-3/4"	4	714A148C
3/4"	3/4"	1-1/4"	3-1/2"	4	714A148D
3/4"	3/4"	2-1/2"	4-5/8"	4	714A148M
13/16"	3/4"	1-7/8"	4-1/8"	5	714A152D
7/8"	3/4"	1-1/8"	3-3/8"	5	714A156D
7/8"	3/4"	1-7/8"	4-1/8"	5	714A156M
7/8"	3/4"	3-1/2"	5-5/8"	5	714A156L
7/8"	7/8"	1-1/8"	3-3/8"	5	714A156E
1"	3/4"	1-1/2"	3-3/8"	5	714A164D

Size	Shank Dia.	Length of Cut	Overall Length	No. of Flutes	7140 Order No.
1"	3/4"	2"	4-1/4"	5	714A164M
1"	3/4"	4"	6-1/4"	5	714A164L
1"	1"	2"	4-1/2"	5	714A164F
1"	1"	6"	8-1/2"	5	714A164N
1-1/8"	3/4"	2"	4-1/4"	6	714A208D
1-1/8"	1"	2"	4-1/2"	6	714A208F
1-1/8"	1"	3-1/2"	6"	6	714A208L
1-1/4"	3/4"	1-1/8"	3-3/8"	6	714A216D
1-1/4"	3/4"	2"	4-1/4"	6	714A216M
1-1/4"	1-1/4"	3"	5-1/2"	6	714A216G
1-1/4"	1-1/4"	6"	8-1/2"	6	714A216N
1-3/8"	3/4"	2"	4-1/4"	6	714A224D
1-1/2"	3/4"	1-1/8"	3-3/8"	6	714A232D
1-1/2"	1-1/4"	2"	4-1/2"	6	714A232G
1-1/2"	1-1/4"	3"	5-1/2"	6	714A232N
1-1/2"	1-1/4"	4"	6-1/2"	6	714A232L



# 10

## COUNTERSINKS



# QUICK PAGES REFERENCES

## COUNTERSINKS




### General Purpose High Speed Steel

Bright Finish For low to medium tensile strength materials		
Type	Series	Catalog page reference
Single flute	3600E	485
3-flute	3700E	485
4-flute	3800E	486
6-flute	3900E	486
Fluteless	4000E	486



### Heavy-Duty High Speed Steel + Aluminum (M2Al)

AlCrN Coated For hard steel		
Type	Series	Catalog page reference
4-flute	01U	487



# GENERAL PURPOSE COUNTERSINKS

## SINGLE FLUTE

Single-flute countersinks should be used when multi-flute countersinks chatter or the hole is too small for a multi-flute countersink to enter

- ▷ 60° Countersinks are used for centering
- ▷ 82° Countersinks are used for countersinking flathead screws
- ▷ 90° Countersinks are used for chamfering and deburring
- ▷ 100° Countersinks are used to make screw and rivet holes
- ▷ All sizes are individually packaged

### 3600E SERIES Countersink Fractional / Bright



3600E

Size	Shank Dia.	Overall Length	No. of Flutes	60° Order No.	82° Order No.	90° Order No.	100° Order No.
3/16"	3/16"	1-1/2"	1	36E112A	36E112B	36E112C	36E112D
1/4"	1/4"	2"	1	36E116A	36E116B	36E116C	36E116D
5/16"	1/4"	2"	1	36E120A	36E120B	36E120C	36E120D
3/8"	1/4"	2"	1	36E124A	36E124B	36E124C	36E124D
1/2"	1/4"	2"	1	36E132A	36E132B	36E132C	36E132D
5/8"	1/2"	2-3/4"	1	36E140A	36E140B	36E140C	36E140D
3/4"	1/2"	2-3/4"	1	36E148A	36E148B	36E148C	36E148D
7/8"	1/2"	2-3/4"	1	36E156A	36E156B	36E156C	36E156D
1"	1/2"	2-3/4"	1	36E164A	36E164B	36E164C	36E164D
1-1/4"	3/4"	3-3/8"	1	36E216A	36E216B	36E216C	36E216D
1-1/2"	3/4"	3-3/8"	1	36E232A	36E232B	36E232C	36E232D
2"	3/4"	3-3/8"	1	36E264A	36E264B	36E264C	36E264D

## 3-FLUTE

Center reamers are designed for countersinking holes for flathead screws and rivets in portable drilling applications

- ▷ All sizes are individually packaged

### 3700E SERIES Center Reamer Fractional / Bright



3700E

Size	Shank Dia.	Shank Length	Overall Length	No. of Flutes	60° Order No.	82° Order No.	90° Order No.	100° Order No.
1/4"	3/16"	3/4"	1-1/2"	3	37E116A	37E116B	37E116C	37E116D
3/8"	1/4"	7/8"	1-3/4"	3	37E124A	37E124B	37E124C	37E124D
1/2"	3/8"	1"	2"	3	37E132A	37E132B	37E132C	37E132D
5/8"	3/8"	1"	2-1/4"	3	37E140A	37E140B	37E140C	37E140D
3/4"	1/2"	1-1/4"	2-5/8"	3	37E148A	37E148B	37E148C	37E148D
1"	1/2"	1-1/4"	3-1/2"	3	37E164A	37E164B	37E164C	37E164D
1-1/4"	3/4"	1-1/2"	3-1/2"	3	37E216A	37E216B	37E216C	37E216D
1-1/2"	3/4"	1-1/2"	3-1/2"	3	37E232A	37E232B	37E232C	37E232D
2"	3/4"	1-1/2"	3-3/4"	3	37E264A	37E264B	37E264C	37E264D

## GENERAL PURPOSE COUNTERSINKS

### 4-FLUTE

Four flute machine countersinks have a longer shank to use in turret lathes and for screw machine work

▷ All sizes are individually packaged

#### 3800E SERIES Machine Countersink Fractional / Bright



3800E

Size	Shank Dia.	Shank Length	Overall Length	No. of Flutes	60° Order No.	82° Order No.	90° Order No.
1/2"	1/2"	2-1/4"	3-7/8"	4	38E132A	38E132B	38E132C
5/8"	1/2"	2-1/4"	4"	4	38E140A	38E140B	38E140C
3/4"	1/2"	2-1/4"	4-1/8"	4	38E148A	38E148B	38E148C
7/8"	1/2"	2-1/4"	4-1/4"	4	38E156A	38E156B	38E156C
1"	1/2"	2-1/4"	4-3/8"	4	38E164A	38E164B	38E164C
1-1/4"	1/2"	2-1/4"	5"	4	38E216A	38E216B	38E216C
1-1/2"	1/2"	2-1/4"	5-3/8"	4	38E232A	38E232B	38E232C

### 6-FLUTE

Six flute chatterless countersinks are designed for fast shearing cuts

▷ All sizes are individually packaged

#### 3900E SERIES Chatterless Countersink Fractional / Bright



3900E

Size	Shank Dia.	Shank Length	Overall Length	No. of Flutes	60° Order No.	82° Order No.	90° Order No.
3/16"	3/16"	1"	1-1/2"	6	39E112A	39E112B	39E112C
1/4"	1/4"	1"	2"	6	39E116A	39E116B	39E116C
5/16"	1/4"	1"	2"	6	39E120A	39E120B	39E120C
3/8"	1/4"	1"	2"	6	39E124A	39E124B	39E124C
1/2"	1/4"	1"	2"	6	39E132A	39E132B	39E132C
5/8"	1/2"	1-1/8"	2-3/4"	6	39E140A	39E140B	39E140C
3/4"	1/2"	1-5/16"	2-3/4"	6	39E148A	39E148B	39E148C
7/8"	1/2"	1-5/16"	2-3/4"	6	39E156A	39E156B	39E156C
1"	1/2"	1-5/16"	2-3/4"	6	39E164A	39E164B	39E164C
1-1/4"	3/4"	1-5/8"	3-3/8"	6	39E216A	39E216B	39E216C
1-1/2"	3/4"	1-5/8"	3-1/2"	6	39E232A	39E232B	39E232C
1-3/4"	1"	2-1/8"	4-1/4"	6	39E248A	39E248B	39E248C
2"	1"	2-1/8"	4-3/8"	6	39E264A	39E264B	39E264C

### FLUTELESS

Fluteless deburring tools have an angled hole that passes through the center of the tool to reduce vibration and chatter. This creates smooth cuts and prevents chips from clogging the tool

#### 4000E SERIES Deburring Tools Fractional / Bright



4000E

Size	Inch Dia.	Shank Dia.	60° Order No.	82° Order No.
0	1/16" - 15/64"	1/4"	-	40E000B
1	5/32" - 13/32"	1/4"	-	40E001B
2	3/16" - 17/32"	1/4"	-	40E002B
3	5/16" - 25/32"	1/2"	-	40E003B
4	9/16" - 1-1/16"	1/2"	-	40E004B
5	5/8" - 1-15/32"	1/2"	-	40E005B
6	3/4" - 1-3/4"	5/8"	-	40E006B
7	1" - 2"	5/8"	-	40E007B
8	1.1/4" - 2-1/2"	3/4"	-	40E008B
#0 - #4SET	-	-	40ESETA	40ESETB



## 4-FLUTE

### Now with the exclusive ICECUT™ coating

Made of M2Al to minimize vibration and maximize product life. Also features an exclusive AlCrN coating to provide greater heat resistance to further extend product life. The 82° point angle is ideal for countersinking but they can also be used for deburring and chamfering in steel, stainless steel and non-ferrous metals.

- ▷ Thicker teeth for added stability
- ▷ Special coating reducing frictional heat and optimizing tool life
- ▷ Special tip geometry for a uniform chamfer
- ▷ Packaged in reusable plastic packaging



Dia.	Angle	Overall Length	Shank Dia.	Order No.	Std. Pkg.	Std. Ctn.
1/4"	82°	2"	3/16"	01U004	1	10
5/16"	82°	2"	1/4"	01U005	1	10
3/8"	82°	2"	5/16"	01U006	1	10
1/2"	82°	2"	5/16"	01U008	1	10
5/8"	82°	2-1/4"	3/8"	01U010	1	10
3/4"	82°	2-3/4"	3/8"	01U012	1	10
1"	82°	2-3/4"	3/8"	01U100	1	10
1"	82°	1-3/4"	3/4"	01U400	1	10
1-1/2"	82°	2"	3/4"	01U408	1	10
2"	82°	2-1/4"	3/4"	01U500	1	10

Recommended cutting speed for M2Al HSS Countersinks (82°)						
Cutter Dia.		Aluminium	Copper	Mild	Stainless Steel	Non-metallic Steel
Inch	mm					
1/4"	6.4	1505	1404	752	602	1755
5/16"	7.9	1203	1123	602	481	1404
3/8"	9.5	1004	937	502	401	1171
7/16"	11.1	861	803	430	344	1004
1/2"	12.7	752	702	376	301	878
9/16"	14.3	669	624	335	268	781
5/8"	15.9	602	562	301	241	702
11/16"	17.5	547	511	274	219	638
3/4"	19.1	502	468	251	201	585
13/16"	20.6	463	432	231	185	540
7/8"	22.2	430	401	215	172	502
15/16"	23.8	401	375	201	161	468
1"	25.4	376	351	188	150	439
1-1/16"	27	354	331	177	142	413
1-1/8"	28.6	334	312	167	134	390
1-3/16"	30.2	317	296	158	127	370
1-1/4"	31.8	251	234	125	100	293
1-9/16"	39.7	241	225	120	96	281
1-5/8"	41.3	231	216	116	93	270
1-11/16"	42.9	223	208	111	89	260
1-3/4"	44.5	215	201	107	86	251
1-13/16"	46	208	194	104	83	242
1 7/8"	47.6	201	187	100	80	234
1-15/16"	49.2	194	181	97	78	227
2"	50.8	188	176	94	75	219

### Tech tip!

For increased cutting efficiency and tool life, use COOLCUT™ solid stick lubricant  
Order No.: 53B013

## COUNTERSINK SET

Contains the five most popular countersinks (Sizes 1/4", 3/8", 1/2", 3/4", 1") and cutting lubricant. Packaged in a reclosable, resistant plastic case.

Countersink Set	
Each kit contains	Item Number
01U004, 01U006, 01U008, 01U012, 01U100	01U950



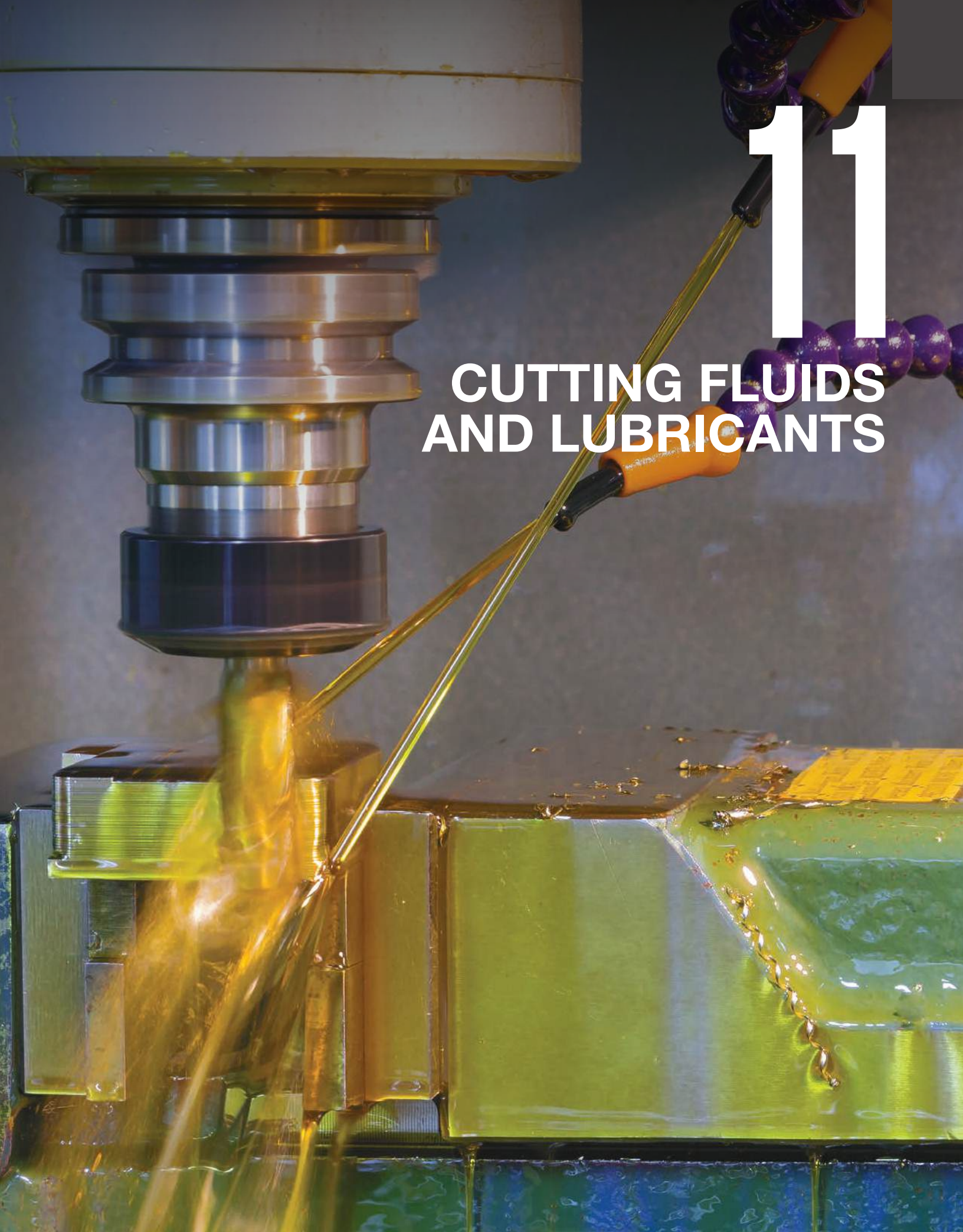
01U950





# 11

## CUTTING FLUIDS AND LUBRICANTS



# QUICK PAGES REFERENCES

## CUTTING FLUIDS AND LUBRICANTS



### HIGH PERFORMANCE CUTTING FLUIDS

Name	Series	Catalog page reference
COOLCUT™	53B	492
STAINLESSCUT™	53B	493
ALUCUT™	53B	493
TAPCUT™	53A	494
ICECUT™	53C	494

## CNC CUTTING AND GRINDING FLUIDS



### WATER-MISCIBLE COOLANTS

Name	Series	Catalog page reference
COOLCUT™ 150	58A	496
COOLCUT™ 250	58A	497
COOLCUT™ 200 BF	58A	497
COOLCUT™ 400 U	58A	498
COOLCUT™ S-30	53C	499
COOLCUT™ S-50	53C	499
COOLCUT™ SYN 400 BF	58A	500
COOLCUT™ SYN GRIND	58A	500

### NEAT CUTTING OILS

Name	Series	Catalog page reference
COOLCUT™	53B	501
COOLCUT™ NEO AP	58B	502
COOLCUT™ NEO 3724 N	58B	502
COOLCUT™ SYN NEO HP	58B	503

### SLIDEWAY OIL

Name	Series	Catalog page reference
COOLCUT™ PROTEC	58C	503

### ACCESSORIES

Name	Series	Catalog page reference
COOLCUT™ Cutting Fluids Proportioning System		504
SB 30 System Booster	53C	504
COOLCUT™ System Cleaner	58C	504



# COOLCUT™ FLUIDS AT A GLANCE

Processes										
Name	Turning	Milling	Gear hobbing	Drilling	Deep drilling	Threading tapping	Broaching	Surface and cylindrical grinding	Centerless grinding	Profile grinding
COOLCUT™ 150	•	•		•		•		•		
COOLCUT™ 250	•	•		•		•		•	•	
COOLCUT™ 200BF	•	•		•		•		•	•	•
COOLCUT™ 400U	•	•		•		•		•	•	•
COOLCUT™ S-30	•	•	•	•	•	•	•	•	•	•
COOLCUT™ S-50	•	•		•	•		•	•		•
COOLCUT™ SYN 400 BF	•	•		•	•	•	•	•	•	•
COOLCUT™ SYN GRIND								•		
COOLCUT™				•	•	•	•			
COOLCUT™ NEO AP	•	•	•	•	•	•	•			
COOLCUT™ NEO 3724 N	•	•		•	•	•	•			
COOLCUT™ SYN NEO HP	•	•							•	•

Materials								
Name	Steels	Cast iron	Stainless steel	Aluminum	Yellow metals	Titanium	Carbide	Glass ceramics
COOLCUT™ 150	•	•			•			
COOLCUT™ 250	•	•		•	•			
COOLCUT™ 200BF	•	•	•	•	•			
COOLCUT™ 400U	•	•	•	•	•			
COOLCUT™ S-30	•		•	•	•	•		
COOLCUT™ S-50	•		•	•		•	•	
COOLCUT™ SYN 400 BF	•		•	•	•	•		•
COOLCUT™ SYN GRIND	•	•	•	•	•	•		•
COOLCUT™	•		•	•	•			
COOLCUT™ NEO AP	•	•	•	•	•			
COOLCUT™ NEO 3724 N	•	•	•			•		
COOLCUT™ SYN NEO HP	•		•		•	•	•	



# HIGH PERFORMANCE CUTTING FLUIDS



## COOLCUT™

### Metal cutting lubricant

COOLCUT™ is a ready-to-use, high-performance metal cutting lubricant that stands up to pressure and heat to reduce tool wear and prevent tool breakage.

#### Applications

- ▷ Machining operations
- ▷ Drilling



Steel



Stainless Steel



Brass



Alu.

Description	Size		Order No.	(M) SDS	Std. Pkg.
	Metric	US Gal			
Aerosol	312 g	11 oz.	53B002	L-01	12
Solid stick	300 g	300 g	53B013	L-22	12
Liquid/Squeeze bottle	350 ml	11.8 fl.oz.	53B003	L-09	12
Sprayer	500 ml	16.9 oz.	53B004	L-09	12
Liquid	3.78 L	1 gal	53B005	L-09	1
Liquid	20 L	5.2 gal	53B007	L-09	1
Liquid	208 L	55 gal	53B008	L-09	1

Accessories	Order no.
Spout for 20 L square plastic pail	53L207
Spout for 208 L plastic drum 2" NPT	53L209
Spout for 208 L plastic drum 3/4" NPT	53L210



#### Benefits

- ▷ Reduces friction and heat
- ▷ Extends cutting tool life
- ▷ Improves finish
- ▷ Increases productivity

#### Features

- ▷ Contains extreme pressure additives (EP)
- ▷ Suitable for all ferrous and non-ferrous metals
- ▷ Non hazardous, biodegradable
- ▷ Free of solvents and chlorinated ingredients



## STAINLESSCUT™

### Stainless steel cutting lubricant

STAINLESSCUT™ is a heavy-duty cutting lubricant designed for tough metal cutting operations. Formulated for stainless steel, alloys, and ferrous alloys.

#### Applications

- ▷ Machining operations
- ▷ Drilling

#### Benefits

- ▷ Washes off completely with water
- ▷ Easy clean-up
- ▷ Improves finish to prolong tool life



Description	Size		Order No.	(M) SDS	Std. Pkg.
	Metric	US Gal			
Aerosol	312 g	11 oz.	53B202	L-53	12
Liquid/Squeeze bottle	350 ml	11.8 fl.oz.	53B203	L-114	12
Liquid	3.78 L	1 gal	53B205	L-114	1
Liquid	20 L	5.2 gal	53B207	L-114	1

Accessories		Order no.
Spout for 20 L square plastic pail		53L207



#### Features

- ▷ Contains extreme pressure additives (EP)
- ▷ Solvent-free, sulfur-free, and chlorine-free
- ▷ High lubricity and cooling properties
- ▷ Non-hazardous

## ALUCUT™

### Solid stick aluminum cutting lubricant

ALUCUT™ is a high-performance lubricant that extends cutting tool life. Specially formulated for use with aluminum and other non-ferrous metals.

#### Applications

- ▷ Cutting with circular chop saws
- ▷ Drilling

#### Benefits

- ▷ Reduces scoring and chatter marks
- ▷ Improves finish
- ▷ Increases productivity
- ▷ Minimizes waste



Description	Size		Order No.	(M) SDS	Std. Pkg.
	Metric	US Gal			
Solid stick	300 g	10.5 oz.	53B303	L-04	12



#### Features

- ▷ Clean, precise, stain-free application
- ▷ Coats cutting edge or workpiece
- ▷ Ideal for inclined, vertical, and overhead surfaces



# HIGH PERFORMANCE CUTTING FLUIDS

## TAPCUT™

### Thread cutting lubricant

TAPCUT™ lubricant is specially formulated for thread cutting with taps and dies.

#### Applications

- ▷ Hand tapping
- ▷ Machine tapping

#### Benefits

- ▷ Taps and dies cut faster and last longer
- ▷ Cleans up easily with water



Description	Size		Order No.	(M) SDS	Std. Pkg.
	Metric	US Gal			
Liquid/Squeeze bottle	350 ml	11.8 fl.oz.	53A103	L-115	12
Liquid	3.78 L	1 gal	53A105	L-115	1
Liquid	20 L	5.2 gal	53A107	L-115	1

Accessories		Order no.
Spout for 20 L square plastic pail		53L207



#### Features

- ▷ Special antiwear additives for thread cutting
- ▷ Produces clean, accurate threads
- ▷ Non-hazardous

## ICECUT™

### Ready-to-use coolant/lubricant

ICECUT™ is a ready-to-use coolant/lubricant specially formulated for use with magnetic drilling units to reduce tool wear and improve production rates.

#### Applications

- ▷ Drilling with annular cutters, carbide core cutters, and drill bits



Description	Size		Order No.	(M) SDS	Std. Pkg.
	Metric	US Gal			
Liquid	3.78 L	1 gal	53C055	L-122	1
Liquid	20 L	5.2 gal	53C057	L-122	1
Liquid	208 L	45 gal	53C058	L-122	1

Accessories		Order no.
Spout for 20 L square plastic pail		53L207
Spout for 208 L plastic drum 2" NPT		53L209
Spout for 208 L plastic drum 3/4" NPT		53L210



#### Benefits

- ▷ Reduces friction and heat
- ▷ Extends cutting tool life
- ▷ Increases productivity
- ▷ Improves finish

#### Features

- ▷ Nitrate-free, amine-free, boron-free, phenol-free and active sulfur-free



# CNC CUTTING AND GRINDING FLUIDS



## BETTER PERFORMANCE AND PRODUCTIVITY

WALTER Surface Technologies COOLCUT™ cutting fluids can be used for almost any metalworking process. All our products, from machine tool lubricants to water-miscible coolants, special additives and corrosion protection solutions, are designed to work together, minimizing interface problems and achieving the highest process efficiency.

- ▷ *Water-miscible coolants and neat cutting oils for machining with defined and non-defined cutting edges*
- ▷ *Spray mist lubricants for minimum quantity applications*
- ▷ *Forming lubricants with a variety of different formulations for sheet metal, tube, and massive forming*

## LIQUIDS

Available Sizes



3.78 L / 1 gal.



20 L / 5.2 gal.



200 L / 52.8 gal.



1000 L / 264 gal.



# WATER-MISCIBLE COOLANTS



Water-miscible coolants for metalworking must meet a wide range of technical requirements to achieve best possible machining results and smooth operation. All WALTER COOLCUT™ lubricants meet or exceed requirements to ensure:

**Features**

- ▷ Cutting performance for long tool life and optimal workpiece finish
- ▷ Corrosion protection for machine parts and workpieces
- ▷ Compatibility with sensitive materials for components without staining
- ▷ Stability and flushing action for clean machines and parts
- ▷ Low foaming even with high cooling lubricant pressure

## COOLCUT™ 150

**Very finely dispersed semisynthetic lubricant for circular and flat grinding and light machining**

COOLCUT™ 150 is a water-miscible coolant for light to medium duty machining without high lubricity demands. It is most suited for steels and cast iron.



Name	Product Number	(M)SDS	Size
COOLCUT™ 150	58A157	C-01	20 L
COOLCUT™ 150	58A158	C-01	200 L
COOLCUT™ 150	58A159	C-01	1000 L

Suitable for water hardness (PPM)					
0-30	40-100	110-180	190-360	370-720	730-1080
	•	•	•	•	•
				• Preferred	• Qualified

**Features**

- ▷ Semisynthetic
- ▷ Free of secondary amines
- ▷ Formaldehyde-free

**Benefits**

- ▷ Applicable for a wide range of water hardness

**Processes**

- ▷ Turning
- ▷ Milling
- ▷ Drilling
- ▷ Threading tapping
- ▷ Surface and cylindrical grinding

**Materials**

- ▷ Steels
- ▷ Cast iron
- ▷ Yellow metals



## COOLCUT™ 250

Very finely dispersed semisynthetic for grinding and for light- to medium-duty machining

COOLCUT™ 250 is a water-miscible coolant for metal cutting processes on individual machine tools as well as centralized systems. Superior washing action ensures safe chip removal, perfect cooling, and clean working spaces. When it comes down to price, COOLCUT™ 250 offers exceptional value.

### Features

- ▷ Formaldehyde-free
- ▷ Semisynthetic
- ▷ Free of secondary amines


### Benefits

- ▷ Good grinding performance
- ▷ Ideal price-to-performance ratio



Name	Product Number	(M)SDS	Size
COOLCUT™ 250	58A255	C-02	3.78 L
COOLCUT™ 250	58A257	C-02	20 L
COOLCUT™ 250	58A258	C-02	200 L
COOLCUT™ 250	58A259	C-02	1000 L

Suitable for water hardness (PPM)					
0-30	40-100	110-180	190-360	370-720	730-1080
		•	•	•	•
				• Preferred	• Qualified



## BEST COOLANT FOR BANDSAW

### Processes

- ▷ Turning
- ▷ Milling
- ▷ Drilling
- ▷ Threading tapping
- ▷ Surface and cylindrical grinding
- ▷ Centerless grinding

### Materials

- ▷ Cast iron
- ▷ Steels
- ▷ Aluminum
- ▷ Yellow metals

## COOLCUT™ 200 BF

Boron-free coolant for grinding and cutting operations

COOLCUT™ 200 BF is a very safe coolant that offers a great price-to-performance ratio. Its good washing action ensures a clean working area. This coolant is especially suitable for grinding processes as well as all medium-cutting operations like drilling and milling.

### Features

- ▷ Semisynthetic
- ▷ Boron, Bactericide, and Monoethanolamine (MEA)-free

### Benefits

- ▷ Very finely dispersed emulsion
- ▷ Excellent grinding performance
- ▷ Perfect price-to-performance ratio



Name	Product Number	(M)SDS	Size
COOLCUT™ 200 BF	58A295	C-09	3.78 L
COOLCUT™ 200 BF	58A297	C-09	20 L
COOLCUT™ 200 BF	58A298	C-09	200 L
COOLCUT™ 200 BF	58A299	C-09	1000 L

Suitable for water hardness (PPM)					
0-30	40-100	110-180	190-360	370-720	730-1080
	•	•	•	•	•
				• Preferred	• Qualified



### Processes

- ▷ Turning
- ▷ Milling
- ▷ Drilling
- ▷ Threading tapping
- ▷ Surface and cylindrical grinding
- ▷ Centerless grinding
- ▷ Profile grinding

### Materials

- ▷ Steels
- ▷ Cast iron
- ▷ Stainless steel
- ▷ Aluminum
- ▷ Yellow metals



## COOLCUT™ 400 U

Universal semisynthetic cooling lubricant, used for medium-duty machining and grinding

COOLCUT™ 400 U is universally applicable for use in medium-severe cutting and grinding processes. It is suitable when processing mixed materials (cast iron, steels, yellow metals and aluminum). Its superior washing action ensures a clean working area.

**Features**

- ▷ Bactericide-free
- ▷ Semisynthetic

**Benefits**

- ▷ Very versatile



Name	Product Number	(M)SDS	Size
COOLCUT™ 400U	58A507	C-03E	20 L
COOLCUT™ 400U	58A508	C-03E	200 L
COOLCUT™ 400U	58A509	C-03E	1000 L

Suitable for water hardness (PPM)					
0-30	40-100	110-180	190-360	370-720	730-1080
	•	•	•	•	•
				• Preferred	• Qualified

## BEST SOLUTION FOR ALUMINUM

**Processes**

- ▷ Turning
- ▷ Milling
- ▷ Drilling
- ▷ Threading tapping
- ▷ Surface and cylindrical grinding
- ▷ Centerless grinding
- ▷ Profile grinding

**Materials**

- ▷ Steels
- ▷ Cast iron
- ▷ Stainless steel
- ▷ Aluminum
- ▷ Yellow metals





## COOLCUT™ S-30

### Premium water-miscible cutting lubricant

COOLCUT™ S-30 is a ready-to-use, high-performance metal cutting lubricant specially designed for automatic and semi-automatic metal-removing operations. For general machining.

#### Features

- ▷ Contains non-chlorinated EP additives
- ▷ Bactericides-free
- ▷ High oil content

#### Benefits

- ▷ Extraordinary cutting performance for optimal tool life and surfaces



Name	Product Number	(M)SDS	Size
COOLCUT™ S-30	53C005	L-119	3.78 L
COOLCUT™ S-30	53C007	L-119	20 L
COOLCUT™ S-30	53C008	L-119	208 L
COOLCUT™ S-30	53C009	L-119	1000 L

Suitable for water hardness (PPM)					
0-30	40-100	110-180	190-360	370-720	730-1080
	•	•	•	•	•
		•	•		

• Preferred    • Qualified



#### Processes

- ▷ Turning
- ▷ Milling
- ▷ Drilling
- ▷ Deep drilling
- ▷ Threading tapping
- ▷ Broaching
- ▷ Surface and cylindrical grinding
- ▷ Centerless grinding
- ▷ Profile grinding
- ▷ Gear hobbing

#### Materials

- ▷ Steels
- ▷ Stainless steel
- ▷ Aluminum
- ▷ Yellow metals
- ▷ Titanium

## COOLCUT™ S-50

### Water-miscible cutting lubricant for high-pressure applications

COOLCUT™ S-50 is a high-performance metal cutting lubricant specially designed for automatic and semi-automatic metal-removing operations, even in severe machining processes and high-pressure conditions. Ideal for hard-to-machine materials.

#### Features

- ▷ Formulated with extended corrosion protection
- ▷ Free of bactericides
- ▷ Contains non-chlorinated EP additives

#### Benefits

- ▷ Extends cutting tool life
- ▷ Works with pressures up to 1,100 psi



Name	Product Number	(M)SDS	Size
COOLCUT™ S-50	53C025	L-109	3.78 L
COOLCUT™ S-50	53C027	L-109	20 L
COOLCUT™ S-50	53C028	L-109	200 L
COOLCUT™ S-50	53C029	L-109	1000 L

Suitable for water hardness (PPM)					
0-30	40-100	110-180	190-360	370-720	730-1080
•	•	•	•	•	•
		•	•		

• Preferred    • Qualified



#### Processes

- ▷ Turning
- ▷ Milling
- ▷ Drilling
- ▷ Deep drilling
- ▷ Broaching
- ▷ Surface and cylindrical grinding
- ▷ Profile grinding
- ▷ Gear hobbing

#### Materials

- ▷ Steels
- ▷ Stainless steel
- ▷ Aluminum
- ▷ Titanium
- ▷ Hard metals

## WATER-MISCIBLE COOLANTS COOLCUT™ SYN 400 BF

Water-soluble cooling lubricant for grinding and machining of steel and aluminum with high lubrication requirements

COOLCUT™ SYN 400 BF is the most technologically advanced coolant on the market. This coolant is designed for severe grinding and cutting operations with high lubricity demand. It is most suitable for aluminum alloys of all kinds including sensitive aerospace alloys. It is also suitable for steel, stainless steel, titanium, yellow metals and other materials suitable for work with ferrous materials and glass.

### Features

- ▷ Mineral oil-free, fully synthetic
- ▷ Free of formaldehyde, boron and secondary amines

### Benefits

- ▷ Slightly hazy, colorless solution
- ▷ High lubricity for severe operations
- ▷ 30% longer sump life vs most coolants



Name	Product Number	(M)SDS	Size
COOLCUT™ SYN 400 BF	58A407	C-05	20 L
COOLCUT™ SYN 400 BF	58A408	C-05	200 L

Suitable for water hardness (PPM)					
0-30	40-100	110-180	190-360	370-720	730-1080
•					
	• Preferred	• Qualified			



### Processes

- ▷ Turning
- ▷ Milling
- ▷ Drilling
- ▷ Deep drilling
- ▷ Threading tapping
- ▷ Broaching
- ▷ Surface and cylindrical grinding
- ▷ Centerless grinding
- ▷ Profile grinding

### Materials

- ▷ Steels
- ▷ Stainless steel
- ▷ Aluminum
- ▷ Yellow metals
- ▷ Titanium
- ▷ Glass ceramics

## COOLCUT™ SYN GRIND

Water-soluble cooling lubricant for circular and flat grinding of ferrous metals

COOLCUT™ SYN GRIND is specially designed for grinding operations. It is most suitable for work with ferrous materials and glass.

### Features

- ▷ Fully synthetic
- ▷ Free from secondary amines
- ▷ Long coolant life, even in poor conditions

### Benefits

- ▷ Colorless solution
- ▷ Excellent grinding performance
- ▷ Ideal price-to-performance ratio



Name	Product Number	(M)SDS	Size
COOLCUT™ SYN GRIND	58A707	C-06	20 L
COOLCUT™ SYN GRIND	58A708	C-06	200 L

Suitable for water hardness (PPM)					
0-30	40-100	110-180	190-360	370-720	730-1080
	•	•	•	•	
	• Preferred	• Qualified			



### Processes

- ▷ Surface and cylindrical grinding

### Materials

- ▷ Steels
- ▷ Cast iron
- ▷ Stainless steel
- ▷ Aluminum
- ▷ Titanium
- ▷ Glass ceramics

When your application demands higher lubricating action than cooling capacity, non-water-miscible, neat cutting oils are effective alternatives to water-mixed lubricants. For any specific application, achieving optimal performance with these cutting oils depends on their viscosity as well as the content and effectiveness of their active additives.

The WALTER COOLCUT™ product range covers the entire bandwidth of viscosities, starting with low-viscosity finish oils at approximately 3 mm<sup>2</sup>/s (40 °C/104 °F) to higher viscosity oils up to approximately 100 mm<sup>2</sup>/s (40 °C/104 °F) for the most difficult broaching operations. Using high-quality base oils and modern additive technologies, WALTER's COOLCUT™ solutions are optimal for modern machining processes.

**Features**

- ▷ High cutting action for long tool life and good surfaces
- ▷ Low evaporation base oils reduce the risk of oil mist and fire hazards
- ▷ Will not irritate skin

## COOLCUT™

### Metal cutting lubricant

COOLCUT™ is a ready-to-use, high-performance metal cutting lubricant that stands up to pressure and heat to reduce tool wear and prevent tool breakage.

**Features**

- ▷ Contains extreme pressure EP additives
- ▷ Suitable for all ferrous and non-ferrous metals
- ▷ Non hazardous, biodegradable
- ▷ Free of solvents and chlorinated ingredients
- ▷ Viscosity= 42 mm<sup>2</sup>/s (400 C)

**Benefits**

- ▷ Reduces friction and heat
- ▷ Extends cutting tool life
- ▷ Improves finish
- ▷ Increases productivity



Name	Product Number	(M)SDS	Size
COOLCUT™	53B005	L-09	3.78 L
COOLCUT™	53B007	L-09	20 L
COOLCUT™	53B008	L-09	208 L

**Processes**

- ▷ Machining operations
- ▷ Drilling
- ▷ MQL systems

**Materials**

- ▷ Steels
- ▷ Stainless steel
- ▷ Aluminum
- ▷ Yellow metals

## COOLCUT™ NEO AP

### Cutting oil for machining with defined cutting edges

The COOLCUT™ NEO AP is a multifunction oil for medium-duty machining and cutting machine lubrication. COOLCUT™ NEO AP's chlorine-free, chemically active, extreme pressure additives prevent buildup along the cutting edge, even on the most difficult materials such as stainless steel, nickel, and titanium alloys. These oils are suitable for severe cutting processes. They perform best with steel, stainless steel and aluminum. They may also be used in machining of copper alloys if workpieces are cleaned.

#### Features

- ▷ Formulated with low-emission base oils plus effective extreme-pressure additives
- ▷ Adequate viscosity per process requirements
- ▷ Viscosity = 25 mm<sup>2</sup>/s (400 C)
- ▷ Zinc-free, chlorine-free

#### Benefits

- ▷ Optimal price-to-performance ratio
- ▷ Good cutting performance, long tool life
- ▷ Low fog and evaporation loss
- ▷ Low drag out
- ▷ Easy removal with aqueous or hydrocarbon cleaners



#### Processes

- ▷ Turning
- ▷ Milling
- ▷ Gear hobbing
- ▷ Drilling
- ▷ Deep drilling
- ▷ Threading tapping
- ▷ Broaching

#### Materials

- ▷ Steels
- ▷ Cast iron
- ▷ Stainless steel
- ▷ Aluminum
- ▷ Yellow metals

Name	Product Number	(M)SDS	Size
COOLCUT™ NEO AP	58B305	C-07	3.78 L
COOLCUT™ NEO AP	58B307	C-07	20 L
COOLCUT™ NEO AP	58B308	C-07	200 L



## COOLCUT™ NEO 3724 N

### High performance cutting oil with EP-additives for severe cutting operations

COOLCUT™ NEO 3724 N is a very high-performance cutting oil made from low-emission base oils and effective EP-additives for severe cutting operations. Universally applicable for turning, milling, broaching, deep drilling, threading and more, this fluid is designed for use specifically on high-tensile materials like high-alloyed steels, Nickel- and Titanium-alloyed steels and stainless steels.

#### Features

- ▷ Chlorine-free and Zinc-free
- ▷ Low emission base oils
- ▷ Built with EP-additives
- ▷ Kinematic viscosity= 16 mm<sup>2</sup>/s (400C)

#### Benefits

- ▷ Highest performance for severe cutting applications
- ▷ Designed specially for stainless steel and high tensile alloys
- ▷ Low drag out, low fog, and low evaporation loss
- ▷ Easy to remove with aqueous or hydrocarbon cleaners



#### Processes

- ▷ Turning
- ▷ Milling
- ▷ Drilling
- ▷ Deep drilling
- ▷ Threading tapping
- ▷ Broaching, slotting

#### Materials

- ▷ Steels
- ▷ Cast iron
- ▷ Stainless steel
- ▷ Titanium

Name	Product Number	(M)SDS	Size
COOLCUT™ NEO 3724 N	58B377	C-14	20 L
COOLCUT™ NEO 3724 N	58B378	C-14	200 L
COOLCUT™ NEO 3724 N	58B379	C-14	1000 L





## COOLCUT™ SYN NEO HP

### Grinding and honing oil

The COOLCUT™ SYN NEO HP is a polyalphaolefin-based high-performance grinding oil. It is primarily for carbide tool grinding. These specially formulated grinding and honing oils allow maximum machining volumes without burning and perform precisely with exceptional grinding results.

#### Features


- ▷ Based on polyalphaolefins (PAO)
- ▷ Effective wetting agents
- ▷ Zinc-free, chlorine-free
- ▷ Kinematic viscosity= 6 mm<sup>2</sup>/s (400 C)

#### Benefits

- ▷ Optimal air separation for reliable cooling and maintaining the free wheel's porosity
- ▷ High grinding performance
- ▷ Minimal evaporation loss
- ▷ Extremely low drag out



Name	Product Number	(M)SDS	Size
COOLCUT™ SYN NEO HP	58B507	C-08	20 L
COOLCUT™ SYN NEO HP	58B508	C-08	200 L



#### Processes

- ▷ Turning
- ▷ Milling
- ▷ Centerless grinding
- ▷ Profile grinding

#### Materials

- ▷ Steels
- ▷ Stainless steel
- ▷ Yellow metals
- ▷ Titanium
- ▷ Carbide

## SLIDEWAY OIL

### COOLCUT™ PROTEC

#### High-performance slideway oil

COOLCUT™ PROTEC is a high-performance slideway oil with a special mineral oil base. Effective additives safely avoid stick-slip and ensure optimal prevention of oxidation, corrosion, and wear. This multipurpose oil can be used to lubricate slideways of all kinds under high loads (e.g., machine tools, forming presses) and it is also suitable for hydraulic and general machine lubrication.

#### Features


- ▷ Ash-free
- ▷ Reduced draining off vertical surfaces
- ▷ Minimal friction
- ▷ Compatible with all COOLCUT™ coolants
- ▷ Kinematic viscosity= 68 mm<sup>2</sup>/s (400 C)

#### Benefits

- ▷ Exact and safe positioning of tool and workpiece even under the highest loads, thanks to safe avoiding of stick-slip
- ▷ Minimization of friction saves energy and smooths movement
- ▷ Effective prevention of corrosion and wear
- ▷ Good compatibility with coolants



Name	Product Number	(M)SDS	Size
COOLCUT™ PROTEC	58C007	C-11	20 L
COOLCUT™ PROTEC	58C008	C-11	200 L



# ACCESSORIES



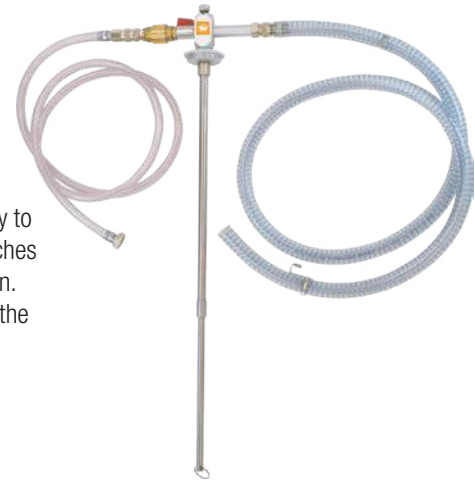
## COOLCUT™ CUTTING FLUIDS PROPORTIONING SYSTEM

Mixing device for water-miscible coolants

**Product Number: 53L165**

The WALTER COOLCUT™ proportioning system for water-miscible coolants is an easy way to dilute concentrated coolant with water, to achieve the desired usage concentration. It attaches easily to WALTER drums, and its simple dial guides the flow of concentrate into the solution. By attaching the water hose to your water supply, combined with the Venturi effect, out of the dispensing hose comes the diluted emulsion.

**NOTE:** It is recommended to always confirm the final concentration with a refractometer.



## SB 30 SYSTEM BOOSTER

Preventive treatment for reduced downtime

Keep your coolant systems in peak working order with this bactericide for metalworking fluids.

Name	Product Number	(M)SDS	Size
SB 30 SYSTEM BOOSTER	53C011	L-14	950 ml

### Applications

- ▷ Maintaining biocide action
- ▷ Maintaining efficiency and cleanliness

### Features and benefits

- ▷ Eliminates bacteria, fungus, and yeast
- ▷ Excellent corrosion protection
- ▷ Helps to maintain pH levels
- ▷ Reduces downtime and disposal costs

## COOLCUT™ SYSTEM CLEANER

System cleaner and decontaminator for CNC machine tools

The COOLCUT™ System Cleaner is the ideal product to add to your CNC machine tank before completing fluid changeovers and flushes. Biocidal agents help kill bacteria and fungi that might be growing in the machine or fluid reservoirs. Helps ensure your machine is totally clean and decontaminated before adding fresh coolant. Active ingredients help kill odor-causing bacteria and ensure a clean machine before the next replenishment. Add COOLCUT™ System Cleaner to your machine's coolant tank 12-24 hours before draining, then operate normally.

Name	Product Number	(M)SDS	Size
COOLCUT™ SYSTEM CLEANER	58C101	C-12E	950 ml
COOLCUT™ SYSTEM CLEANER	58C105	C-12E	3.78 L
COOLCUT™ SYSTEM CLEANER	58C107	C-12E	20 L



### Features

- ▷ Ideal for cleaning machine tools
- ▷ Use before fluid changeovers and machine tank flushes
- ▷ Use at 3% volume of entire fluid tank
- ▷ Mechanical cleaning is encouraged as well
- ▷ Compatible with all brands of coolant





# SAFETY SOLUTIONS

RESPIRATORY

HEAD AND FACE PROTECTION

ERGONOMICS

EYE PROTECTION

AIR SAMPLING

VENTILATION

CONFINED SPACE EQUIPMENT

OUTDOOR EQUIPMENT

WALL CASES

**ALLEGRO**<sup>®</sup>  
INDUSTRIES

**ARCONE**<sup>®</sup>

 **WALTER**



# SAFETY SOLUTIONS

## TABLE OF CONTENTS

Products	Page	Products	Page
<b>01 RESPIRATORY</b>	<b>509</b>		
<b>SUPPLIED-AIR RESPIRATOR SYSTEMS</b>			
SAR System Components	510, 511	Multi-Regulator Air Filtration Panels	534
<b>RESPIRATOR MASKS, HOODS, AND HELMETS</b>		Breathing Air Filtration Panel Specs	534
Half-Mask Supplied-Air Respirator	512	Breathing Air Filtration Panel Order Numbers	534
Full-Mask Supplied-Air Respirator	512	Co Monitor Calibration Test Kit	535
Tyvek® Supplied-Air Respirator Hood	513	Remote Co Monitor	535
Double-Bib Maintenance-Free Tyvek® Hood	513	Source Pre-Filters	535
Maintenance-Free Tyvek® Hood	513	4-Worker Airline Filter	535
Deluxe Tyvek® Double-Bib Hard Hat Hood	514	Replacement Filter Cartridges	535
Economy Supplied-Air Shield	514	Remote Co Alarm with Strobe	536
EZ Air Flex Grinding Air Shield	515	Point-Of-Attachment Air Control System	536
Deluxe Supplied-Air Shield	515	HP ALLEGRO Air Airline Cooling System	536
Deluxe Supplied-Air Shield and Blue Welding Helmet	515	Breathing Air Filtration Panel Carts	537
Deluxe Supplied-Air Shield and Black Welding Helmet	516	<b>SAR PHARMACEUTICAL HOOD SYSTEMS</b>	
EZ Air Flex Grinding/Welding Air Shield	516	Pharmaceutical Hoods System Components	538
<b>SUPPLIED-AIRFLOW VALVES</b>		Double-Bib Pharmaceutical Maintenance-Free Tyvek® Hood	539
Low-Pressure Flow Adapter	517	Double-Bib Pharmaceutical Maintenance-Free Saran™ Hood	539
High-Pressure Air Temperature Controller	517	<b>RESPIRATOR FIT TESTING</b>	
High-Pressure Personal Air Cooler	517	Bitter (Denatonium Benzoate) and Sweet (Saccharin) Fit Test Kits	540
High-Pressure Adjustable Flow Control Valve	517	Deluxe Banana Oil Kit	540
Inlet PSI Requirements	517	Standard Banana Oil Kit	540
<b>BREATHING AIR CASCADE PRODUCTS</b>		Standard Smoke Test Kit	541
Breathing Air Cascade Kits	518	Deluxe Smoke Test Kit	541
<b>BREATHING AIR PUMPS</b>		Respirator Fit Check Ampules	541
A-300, A-750, A-1500TE, A-1500EX, A-4000AD	519	<b>RESPIRATOR ACCESSORIES</b>	
Low-Pressure Breathing Air Pump Specs	519	Spray Socks	542
LP ALLEGRO Air Airline Cooling System	520	Spray Sock Dispenser Box	542
Breathing Air Pump Co Monitor	520	Respirator Cleaning Swabs	542
Flow Test Kit for Constant Flow Supplied-Air Respirators	520	Arm Sock	542
Inlet Hose Extension Kit	520	<b>RESPIRATOR CLEANING</b>	
<b>LOW-PRESSURE BREATHING AIR PUMP SYSTEMS</b>		Respirator Cleaning Pads	543
Half-Mask Systems	521	Alcohol-Free Cleaning Pads	543
Full-Mask Systems	521	Cleaning Pad Box Holder	543
Tyvek® Supplied-Air Hood Systems	521	The Big Ones	543
Economy Supplied-Air Shield Systems	521	Wipe Downs for Equipment	543
<b>LOW-PRESSURE GRINDING AND WELDING SYSTEMS</b>		Economy Respirator Cleaning Kit with Liquid Cleaner	544
EZ Air Flex Grinding Air Shield Systems	522	Respirator Cleaning Kit with Liquid Cleaner	544
Deluxe Supplied-Air Shield/Helmet Systems	522	Respirator Cleaning Kit with Dry Soap	544
Deluxe Supplied-Air Shield and Blue Welding Helmet Systems	522	<b>SUPPLIED-AIR GRINDING AND WELDING HELMET SYSTEMS</b>	
Deluxe Supplied-Air Shield and Black Welding Helmet Systems	523	Supplied-Air Grinding and Welding Helmet System Components	545
EZ Air Flex Grinding/ Welding Air Shield Systems	523	SAR Replacement Variable Shade Lens Kits	545
<b>LOW-PRESSURE BREATHING AIR BLOWER RESPIRATOR SYSTEMS</b>		Economy Supplied-Air Shield	546
Breathing Air Blower Respirator System Components	524	EZ Air Flex Grinding Air Shield	546
Breathing Air Blower	525	Deluxe Supplied-Air Shield/Helmet	546
<b>LOW-PRESSURE RESPIRATOR MASKS AND HOODS</b>		Deluxe Supplied-Air Shield and Blue Welding Helmet	547
Full-Mask Respirator	526	Deluxe Supplied-Air Shield and Black Welding Helmet	547
Single Bib Maintenance-Free Tyvek® Hood	526	EZ Air Flex Grinding/Welding Air Shield	547
Double-Bib Maintenance-Free Tyvek® Hood	526	EZ Air Flex Grinding Air Shield Systems	548
<b>LOW-PRESSURE BREATHING AIR BLOWER RESPIRATOR SYSTEMS</b>		Deluxe Supplied-Air Shield/Helmet Systems	548
Full-Mask Breathing Air Blower Respirator Systems	527	Economy Supplied-Air Shield Systems	548
Single Bib Hood Breathing Air Blower Respirator Systems	527	Deluxe Supplied-Air Shield and Blue Welding Helmet Systems	549
Double-Bib Hood Breathing Air Blower Respirator Systems	527	Deluxe Supplied-Air Shield and Black Welding Helmet Systems	549
<b>LOW-PRESSURE BREATHING COLD AIR RESPIRATOR SYSTEMS</b>		EZ Air Flex Grinding/Welding Air Shield System	549
Breathing Cold Air Respirator System Components	528	<b>ABRASIVE BLASTING</b>	
<b>BREATHING COLD AIR SOURCE</b>		Abrasive Blasting Helmets System Components	550
Breathing Cold Air Source	529	Nova 3® Blasting Helmet	550
Full-Mask Respirator	530	Nova 2000™ Blasting Helmet	551
Single Bib Maintenance-Free Tyvek® Hood	530	Air Temperature Controller	551
Double-Bib Maintenance-Free Tyvek® Hood	530	Adjustable High-Pressure Flow Control Valve	551
<b>LOW-PRESSURE RESPIRATOR MASKS AND HOODS</b>		Low-Pressure Flow Adapter	551
Full-Mask Breathing Cold Air Respirator Systems	531	Airline Filter	552
Single Bib Hood Breathing Cold Air Respirator Systems	531	Replacement Filter Cartridges	552
Double-Bib Hood Breathing Cold Air Respirator Systems	531	Nova 2000™ Helmet Low-Pressure System	552
<b>HIGH-PRESSURE BREATHING AIR FILTRATION PANELS AND ACCESSORIES</b>		<b>POWERED AIR-PURIFYING RESPIRATOR SYSTEMS</b>	
Carry-Air™ and Wall-Air™ Filtration Panels	532	Basic System Specifications	553
Carry-Air™ Inline Filtration Panels	533	<b>MRO AND HEALTHCARE PAPR SYSTEMS</b>	
Wall-Air™ Inline Filtration Panels	533	EZ Air PAPR Hood	555
		<b>GRINDING AND WELDING PAPR SYSTEMS</b>	
		EZ Air PAPR System Components	556
		EZ Air Flex Shield PAPR	557
		EZ Air Flex Grinding/Welding PAPR	558



Products	Page
EZ Air PAPR	559
EZ Air Economy PAPR	560
EZ Air Deluxe PAPR	560
X54V and X81V ADF Lens Chart	560
X54V ADF Lens	560
X81V ADF Lens	560
AIRPLUS® System Components	561
AIRPLUS® Systems	561
AIRPLUS® Parts and Accessories	561
AIRSHIELD® PAPR	562
AIRSHIELD® Flip Front Grinding Visor	563
VISION® BFFVX PAPR System	564
VISION® X81VX PAPR System	565

**THE AIRPLUS® SYSTEM**

**STORAGE & CARRY BAGS**

Respirator Storage & Carry Bags	567
Large Disposable Respirator Storage Bags	567
Extra-Large Disposable Respirator Storage Bags	567
Respirator and Equipment Carry Bags	567
Full-Mask Storage Bag	567
Deluxe Full-Mask Storage Bag	567

**02 HEAD AND FACE PROTECTION 569**

**AUTO-DARKENING PROTECTION**

Welding Lens Shade Selection Guide	570
------------------------------------	-----

**AUTO-DARKENING LENSES**

SINGLES Retrofit Lenses	571
Super SINGLES Retrofit Lenses	571
Tradesman Retrofit Lenses	571

**WELDING HELMET SERIES**

HAWK® Welding Helmet Series	576
CARRERA™ Welding Helmet Series	577
SPY™ Auto-Darkening Welding Helmet Series	578
VISION® Welding Helmet Series	579
Orbit™ Welding Helmet	580

**ACCESSORIES**

Inside and Outside Cover Plates	582
Inside Cover Plate Shade Upgrades	582
Headgears and Sweatbands	582
Standard Magnifying Lens	583
Universal Magnifying Lens	583
Replacement Parts	584

**WELDING ACCESSORIES**

**BROWGUARDS & VISORS**

AIRSHIELD®	587
Visors	587

**HARD HATS**

Type 1 & Type 2	588
Hard hat Adapters	588

**03 ERGONOMICS 589**

**KNEE PADS**

Maxknee	590
Quickmax	590
Gel Maxknee	590
Flexknee	590
Quickflex	590
Black Flexknee	590
Gel Flexknee	590
Ultra Flexknee	591
Economy Non-Marking Flexknee	591
Non-Marking Flexknee	591
Ultra Gel Flexknee	591
Softknee	591
Deluxe Softknee	591
Leather Knee Pad	592
Welding Knee Pad	592
Standard Knee Pad	592
Economy Contour Knee Pad	592
Contour Knee Pad	592
Gel Knee	593
Deluxe Quickflex	593
Deluxe Comfort Knee	593
Value Plus Knee Pad	593

**BACK SUPPORT**

Flexbak®	594
----------	-----

Products	Page
Spanbak	594
Bodybelt	594
All Fit Back Support	595
Economy Belt	595
Economy Hi-Viz	595
Liftbak	595
Back Support Reusable Bag	595

**WRIST AND ELBOW SUPPORT**

Dual-Flex™	596
Rist-Rap	596
Deluxe Elbow Pad	596
Flexrist®	596
Thin Flexrist®	596
Wrist Support Sizing Information	596

**HEAT STRESS PRODUCTS**

Vortex Cooling or Heating Vest	597
Low Profile Vortex Cooling Vest	597
Standard Vest for Cooling Inserts	597
Hose & Inserts	598
Standard Cooling Vest	598
Economy Poncho Cooling Vest	598
Standard Cooling Wrap	598
Cool Offs	598
Deluxe Neck Cooling Wrap	598
Cooling Skull Cap	599
Hard hat Cooling Liner	599

**04 EYE PROTECTION 601**

**SAFETY GLASSES**

SE-1000 Series	602
SE-2000 Series	603
SE-7000 Series	603

**SAFETY GOGGLES**

Action	604
Coronado	604
The Fly	604

**SAFETY GOGGLES AND ACCESSORIES**

Hollywood	605
Hollywood Diopters	605
G-Clip	605

**LENS CLEANING**

Eyewear Cleaning Wipes	607
Bucket Eyewear Cleaning Wipes	607
Canister Lens Wipes	607
Large Disposable Cleaning Station	607
Small Disposable Cleaning Station	607
Plastic Disposable Cleaning Station	607

**05 AIR SAMPLING 609**

**AIR SAMPLING PRODUCTS**

Jarless Sampling Pump	610
Flow Meter	610
M2 Multi-Mold™ Cassette	610

**06 VENTILATION 611**

How To Choose Your ALLEGRO Blower	612
Ventilation Nomograph	613
Hazardous Location Information	613

**AXIAL PLASTIC BLOWERS**

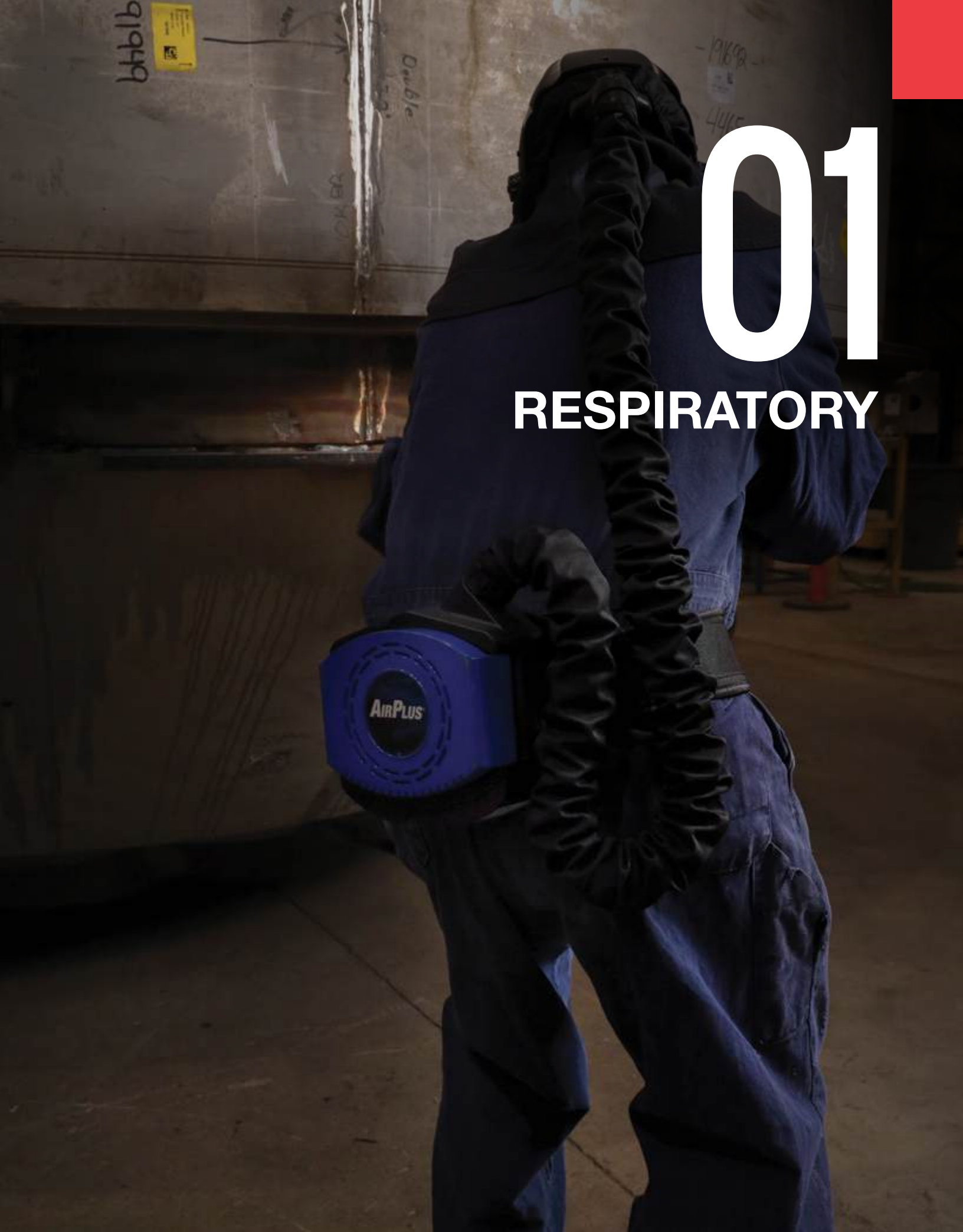
8" Axial AC Plastic Mini-Pak Blower	614
8" Axial AC, DC, EX Plastic Blower	614
8" Axial AC, DC Plastic Blower with Canister & Ducting	615
8" Axial Explosion-Proof Plastic Blower with Canister & Ducting	615
8" Axial AC and DC Plastic Blower System with MVP	616
12" Axial AC, DC Plastic Blower with Canister & Ducting	616
12" Axial Explosion-Proof Plastic Blower with Canister & Ducting	617
12" Axial AC and DC Plastic Blower System with MVP	617
16" Axial AC, DC Plastic Blower with Canister & Ducting	618
16" Axial Explosion-Proof Plastic Blower with Canister & Ducting	618

**AXIAL INDUSTRIAL PLASTIC BLOWERS**

8" Axial AC Industrial Plastic Blower	619
12" Axial AC, DC Industrial Plastic Blower	619
12" Axial Explosion-Proof Industrial Plastic Blower	619
8" and 12" Axial AC Industrial Plastic Blower Systems with MVP	620
16" Axial AC, DC Industrial Plastic Blower	620
16" Axial Explosion-Proof Industrial Plastic Blower	620

Products	Page
<b>AXIAL INLINE BOOSTER PLASTIC BLOWERS</b>	
8" and 12" Axial AC Inline Booster Plastic Blowers	621
12" Axial Explosion-Proof Inline Booster Plastic Blower	621
<b>AIR BAGS</b>	
Air Bag 8	622
Air Bag 12	623
8" and 12" Air Bag Blower Systems with MVP	623
<b>AXIAL METAL BLOWERS</b>	
8" Axial AC, DC Metal Blower	624
8" Axial AC, DC Metal Blower with Canister & Ducting	624
8" Axial Explosion-Proof Metal Blower	625
8" Axial Explosion-Proof Metal Blower with Canister & Ducting	625
8" Axial AC and DC Metal Blower Systems with MVP	625
8" Axial AC, DC Metal Com-pax-ial Blower	626
8" Axial AC, DC Metal Com-pax-ial Blower with Canister & Ducting	626
12" Axial AC Standard Metal Blower	627
12" Axial Explosion-Proof Metal Blower	627
12" Axial AC High-Output Metal Blower	627
12" Axial DC Metal Blower	627
12" Axial AC Standard Metal Blower System with MVP	627
16" Axial AC Standard Metal Blower	628
16" Axial Explosion-Proof Metal Blower	628
16" Axial DC Standard Metal Blower	628
16" Axial Explosion-Proof High-Output Metal Blower	628
16" Axial AC High-Output Metal Blower	628
20" Axial AC Standard Metal Blower	629
20" Axial Explosion-Proof Metal Blower	629
20" Axial AC High-Output Metal Blower	629
20" Axial Explosion-Proof High-Output Metal Blower	629
26" Axial AC Standard Metal Blower	630
<b>CENTRIFUGAL BLOWERS</b>	
Centrifugal Standard Blower	631
Centrifugal High-Output Blower	631
Centrifugal Two-Speed Blower	632
Centrifugal Heavy-Duty Explosion-Proof Blower	632
Centrifugal Heavy-Duty Blower	632
Centrifugal Gas Blower (Briggs & Stratton)	632
Centrifugal Gas Blower (Honda)	633
Centrifugal Air-Driven Blower	633
Centrifugal Standard Blower System with MVP	633
<b>VENTURI BLOWERS</b>	
Plastic and Metal	634
Specifications	634
Airflow	635
<b>PNEUMATIC BLOWERS</b>	
20" Jet Fan	635
24" Jet Fan	635
CFM At Given Static Pressure (In Wg)	635
<b>BLOWER ACCESSORIES</b>	
Adapter Reducer	636
Blower Filter Box	636
Y-Duct Connector	636
Duct-To-Duct Connector	636
Explosion-Proof Socket	636
Standard Extension Cord	636
Explosion-Proof Extension Cord	636
<b>DUCTING</b>	
Ducting	638
Statically Conductive Ducting	638
Lay Flat Ducting	639
Sto-Sack	639
Plastic Ducting Storage Canisters	639
Duct Storage Bag	639
<b>MANHOLE VENTILATION PASSTHRU</b>	
8" Manhole Ventilation Passthru (MVP)	640
12" Manhole Ventilation Passthru (MVP)	640
8" EX-Proof Manhole Ventilation Passthru (MVP)	641
<b>HIGH-OUTPUT FANS</b>	
High-Output Fans and Accessories	642
High-Output Fan Wall Mount	643
High-Output Fan Swing Arm Mount	643
<b>CARPET BLOWERS</b>	
Three Speed Carpet Dryer Blower	644

Products	Page
<b>07 CONFINED SPACE EQUIPMENT</b>	<b>645</b>
<b>LID LIFTERS</b>	
Magnetic Manhole Lid Lifter	646
Compact Magnetic Lid Lifter	646
Manhole Lid Lifter	646
Magnetic Valve Box Lid Lifter	646
<b>LID LIFTER ACCESSORIES</b>	
Magnet	647
Magnetic Lid Lifter Spreader Bar	647
Magnetic Lid Lifter Extension	647
Storm Grate Lifting Adapter	647
Magnetic Lid Lifter Hook	647
Large 10" Puncture Proof Wheels	647
<b>CONFINED SPACE ACCESSORIES</b>	
Manhole Guard Rail	648
High-Impact Polymer Manhole Shield	648
Guard Rail Winch	649
Manhole Safety Cross	649
<b>DEWATERING PUMPS</b>	
Sludge Pump	650
Standard Dewatering Pump	650
Pump Discharge Hose	650
Specifications	650
<b>08 OUTDOOR EQUIPMENT</b>	<b>651</b>
<b>WORK TENTS AND HEATERS</b>	
Economy Work Tent	652
Deluxe Work Tent	652
Tent Heater	653
Hi-Viz Green Utility Canopy Shelter	653
Side Wall Kit	653
<b>UMBRELLAS</b>	
Deluxe Umbrella	654
Nonconductive Umbrella	654
Economy Umbrella	654
Umbrella Stand	654
<b>09 WALL CASES</b>	<b>655</b>
<b>WALL CASES</b>	
Hi-Viz Heavy-Duty Single SCBA Wall Case	656
Hi-Viz Heavy-Duty Dual SCBA Wall Case	656
All-Weather SCBA Wall Case	656
SCBA Cover Kits	657
Deluxe SCBA Bracket	657
EBA Bracket	657
SCBA Bag	657
Deluxe and Standard Wall Case	658
Hi-Viz Heavy-Duty Emergency Respirator Wall Case	658
Respirator Storage Wall Case	658
Emergency Respirator Wall Case	658
Lockout / Tagout Wall Case	658
PAPR Wall Case	659
Generic One Door Storage Cabinet	659
Fire Extinguisher Wall Case	659
Generic Wall Cases	659
<b>DEFIBRILLATOR STORAGE</b>	
Plastic Defibrillator Wall Case	660
Plastic Defibrillator Wall Case with Strobe	660
Plastic Defibrillator Wall Case with Alarm	660
Small Metal Defibrillator Wall Case with Alarm	660



01

RESPIRATORY

# SUPPLIED-AIR RESPIRATOR SYSTEMS

## SAR SYSTEM COMPONENTS

1

**CHOOSE AN ALLEGRO MASK, HOOD,  
OR HELMET ASSEMBLY**



**HALF-MASK SUPPLIED-AIR  
RESPIRATOR**

9920 Low-Pressure w/ Fitting  
(No Air Control  
Assembly needed)



**FULL-MASK SUPPLIED-AIR  
RESPIRATOR**

9901 Low-Pressure w/ Fitting  
(No Air Control  
Assembly needed)  
9902 High-Pressure w/o Fitting



**TYVEK® SUPPLIED-AIR  
RESPIRATOR**

9910 Low-Pressure w/ Fitting  
(No Air Control  
Assembly needed)



**DOUBLE-BIB  
MAINTENANCE-FREE  
TYVEK® HOOD**

9911-10 Low-Pressure  
9911-10 High-Pressure



**MAINTENANCE-FREE  
HOODS**

9911-20 Low-Pressure Tyvek®  
9911-20S Low-Pressure Saran™  
9911-20 High-Pressure Tyvek®  
9911-20S High-Pressure Saran™



**DELUXE TYVEK® DOUBLE-  
BIB HARD HAT HOOD**

9909-10 LP, w/ Suspension only  
9909-11 LP, w/ Suspension  
and downtube  
9909-10 HP, w/ Suspension only  
9909-11 HP, w/ Suspension  
and downtube



**ECONOMY SUPPLIED-AIR  
SHIELD**

9903 Low-Pressure  
9903 High-Pressure



**EZ AIR FLEX GRINDING  
AIR SHIELD**

9907-G Low-Pressure  
9907-G High-Pressure



**DELUXE SUPPLIED-AIR  
SHIELD / HELMET**

9904 Low-Pressure  
9904 High-Pressure



**DELUXE SUPPLIED-AIR  
SHIELD AND WELDING  
HELMET (BLUE)**

9904-W Low-Pressure  
9904-W High-Pressure



**DELUXE SUPPLIED-AIR  
SHIELD AND WELDING  
HELMET (BLACK)**

9904-WB Low-Pressure  
9904-WB High-Pressure



**EZ AIR FLEX  
GRINDING / WELDING  
AIR SHIELD**

9907-WADF Low-Pressure  
9907-WADF High-Pressure



2

**CHOOSE AN  
AIR CONTROL DEVICE**

3

**CHOOSE THE APPROPRIATE  
AIRLINE HOSE**

4

**CHOOSE THE APPROPRIATE  
AIR SOURCE**

**LOW-PRESSURE SYSTEMS**



**LOW-PRESSURE  
FLOW ADAPTER**

9910-11 Low-Pressure



**LOW-PRESSURE  
SINGLE AIRLINE HOSE**

9100-25 25' Low-Pressure Airline Hose  
9100-50 50' Low-Pressure Airline Hose  
9100-100 100' Low-Pressure Airline Hose



**LOW-PRESSURE  
BREATHING AIR PUMP**

See page 519

**HIGH-PRESSURE SYSTEMS**



**HIGH-PRESSURE AIR  
TEMPERATURE CONTROLLER**

9990 High-Pressure



**HIGH-PRESSURE PERSONAL  
AIR COOLER**

9991 High-Pressure



**HIGH-PRESSURE SINGLE  
AIRLINE HOSE**

9101-25B 25' High-Pressure Airline Hose  
9101-50B 50' High-Pressure Airline Hose  
9101-100B 100' High-Pressure Airline Hose



**HIGH-PRESSURE BREATHING  
AIR FILTRATION PANEL**

See page 532



**ADJUSTABLE HIGH-PRESSURE  
FLOW CONTROL VALVE**

9992 High-Pressure

We have developed a complete line of NIOSH-approved supplied-air respirator systems. Our Full-Mask SAR and Fully Disposable Hoods offer incredible flexibility and ease of use in confined spaces and contaminated environments. Complete systems come in one box with one part number to make ordering easier and more efficient.



# RESPIRATOR MASKS, HOODS, AND HELMETS

## FULL- AND HALF-MASK SUPPLIED-AIR RESPIRATORS

- Made of silicone rubber for durability and will hold its shape even in extreme heat and cold
- Double-sealing flange and deep chin pocket provide improved face-to-mask seal and comfortable fit
- The replaceable polycarbonate lens offers a wider, distortion-free viewing area with an anti-fog, anti-scratch coating
- Removable hairnet means greater comfort and fits easily under a hard hat
- The unique “over the shoulder” hose design clips at the collar and an adjustable belt holds the air hose out of the way of work
- Comes with OBAC quick-connects (low-pressure)
- Large diameter contoured exhalation valve (high-pressure)
- Designed to connect to Adjustable HP Flow Control Valve, HP Personal Air Cooler, or HP Air Temperature Controller
- One size fits most
- **NIOSH approval TC-19C-0353 for 9901**
- **NIOSH approval TC-19C-0437 for 9902**

## HALF-MASK

- Half-mask provides low-pressure, continuous flow protection with the same belt and hose design as the full-mask respirator
- Low-profile design fits under welding shields
- Durable and easy to use with OBAC quick-connects
- Silicone skirt is easy to clean and won't lose its shape in storage
- **NIOSH approval TC-19C-0355**



Low Pressure	Order No.
Full-Mask Supplied-Air Respirator Assembly	9901
Low-Pressure Half-Mask Supplied-Air Respirator	9920

High Pressure	Order No.
Full-Mask Supplied-Air Respirator w/ HP Personal Air Cooler	9902-C
Full-Mask Supplied-Air Respirator w/ HP Flow Control Valve	9902-CV
Full-Mask Supplied-Air Respirator w/ Temperature Controller	9902-HC
Replacement Full-Mask Assembly	9902



Video available on the ALLEGRO INDUSTRIES Channel  
www.youtube.com/AllegroIndustries



SCAN TO WATCH VIDEO



### Tech tip!

Wear with Spray socks  
See page 542

### Accessories

Lens Covers 25/pkg.  
Order No. 9901-25





## TYVEK® SUPPLIED-AIR RESPIRATOR HOOD

- Especially comfortable for bearded workers, the hood style respirator is lightweight and loose-fitting to fit comfortably over the head
- A large clear window offers a wide view and complete protection in dirty environments such as spray painting or asbestos abatement
- The convenient disposable design is perfect where respirator cleaning or decontamination is difficult (simply remove the downtube and clamp before disposal)
- Includes OBAC quick-connects
- Each replacement hood comes complete with a hood harness
- **NIOSH approval TC-19C-0331**

Low Pressure	Order No.
Tyvek® Respirator Hood Assembly	9910
Replacement Hood w/ Suspension (Downtube not included)	9910-10



Video available on the ALLEGRO INDUSTRIES Channel  
[www.youtube.com/AllegroIndustries](http://www.youtube.com/AllegroIndustries)



SCAN TO  
WATCH VIDEO



## DOUBLE-BIB MAINTENANCE-FREE TYVEK® HOOD

- Provides the increased protection of two bibs
- Inner bib tucks inside protective garments so airflows down for a cooling effect on the body while the outer bib secures under the arms with hook-and-loop closure to keep the hood from riding up
- Features an extra-large lens for better visibility
- Offers the same convenient design with the downtube and suspension built-in, making the entire hood fully disposable
- Designed to connect to low-pressure or high-pressure flow adapters
- **NIOSH approval TC-19C-0331 for 9912-D**
- **NIOSH approval TC-19C-0367 for 9912-C/9911-10**
- **NIOSH approval TC-19C-0387 for 9912-CV**
- **NIOSH approval TC-19C-0366 for 9912-HC**



Low Pressure	Order No.
Double-Bib Maintenance-Free Tyvek® Hood Assembly w/ LP Flow Adapter and Suspension	9912-D
Replacement Double-Bib Maintenance-Free Tyvek® Hood Assembly w/ Suspension	9911-10

High Pressure	Order No.
Double-Bib Maintenance-Free Tyvek® Hood w/ HP Personal Air Cooler	9912-C
Double-Bib Maintenance-Free Tyvek® Hood w/ HP Flow Control Valve	9912-CV
Double-Bib Maintenance-Free Tyvek® Hood w/ HP Air Temperature Controller	9912-HC
Replacement Double-Bib Maintenance-Free Tyvek® Hood Assembly w/ Suspension	9911-10



## MAINTENANCE-FREE TYVEK® HOOD

- Downtube and head suspension integrated into one-piece assembly causing no need for decontamination of parts since the hood assembly is disposed of after use
- Lightweight, rugged, and reinforced downtube with swivel connection adds flexibility
- Multi-layer sound dampening system made of foam inside breathing tube meets NIOSH requirements
- Split air channel design delivers air inside the hood around the temple area w/ minimal lens fogging
- Large viewing window provides a wide field of vision and generous size makes it ideal for workers with beards or goggles
- Made from Poly-coated DuPont Tyvek®, it's flexible, splash-resistant and seals in airflow
- Easy adjustments are possible with a hook-and-loop closure and absorbent foam headband
- Designed to connect to low-pressure or high-pressure flow adapters
- Hard hat, Ratchet, or Disposable Suspensions available
- **NIOSH approval TC-19C-0331 for 9910-D**
- **NIOSH approval TC-19C-0367 for 9911-C/9911-20**
- **NIOSH approval TC-19C-0387 for 9911-CV**
- **NIOSH approval TC-19C-0366 for 9911-HC**



Low Pressure	Order No.
Maintenance-Free Tyvek® Hood Assembly w/ LP Flow Adapter and Suspension	9910-D
Replacement Maintenance-Free Tyvek® Hood Assembly w/ Suspension	9911-20

High Pressure	Order No.
Maintenance-Free Tyvek® Hood Assembly w/ HP Personal Air Cooler	9911-C
Maintenance-Free Tyvek® Hood Assembly w/ HP Flow Control Valve	9911-CV
Maintenance-Free Tyvek® Hood Assembly w/ HP Air Temperature Controller	9911-HC
Replacement Maintenance-Free Tyvek® Hood w/ Suspension	9911-20

### Accessories

Lens Covers 10/pkg.  
**Order No.** 9910-25





## DELUXE TYVEK® DOUBLE-BIB HARD HAT HOOD

- Lightweight, rugged, and reinforced downtube with swivel connection adds flexibility
- Split air channel design delivers air inside the hood around the temple area w/ minimal lens fogging
- Large viewing window provides a wide field of vision
- Double-bib style adds increased protection by simply tucking inner layer into the protective clothing
- Made from DuPont Tyvek®, it's flexible, splash-resistant, and seals in airflow
- Hard hat, Ratchet, or Disposable Suspensions available
- **NIOSH approval TC-19C-0409**



Low Pressure	Order No.
Replacement Deluxe Double-Bib Hard hat Hood w/ Suspension Only (Downtube not Included)	9909-10
Hood w/ Suspension and Downtube	9909-11
Hood w/ Hard hat	9909-HD
Hood w/ Ratchet	9909-RD
Hood w/ Disposable Suspension	9909-SD

High Pressure	Order No.
Replacement Deluxe Double-Bib Hard hat Hood w/ Suspension Only (Downtube not included)	9909-10
Hood w/ Suspension and Downtube	9909-11
Hood w/ Hard hat and HP Personal Air Cooler	9909-CHD
Hood w/ Ratchet Suspension and HP Personal Air Cooler	9909-CRD
Hood w/ Suspension and HP Personal Air Cooler	9909-CSD
Hood w/ Hard hat and HP Flow Control Valve	9909-CVHD
Hood w/ Ratchet Suspension and HP Flow Control Valve	9909-CVRD
Hood w/ Suspension and HP Flow Control Valve	9909-CVSD
Hood w/ Hard hat and HP Air Temperature Controller	9909-HCHD
Hood w/ Ratchet Suspension and HP Air Temperature Controller	9909-HCRD
Hood w/ Suspension and HP Air Temperature Controller	9909-HCSD

### Accessories

Replacement Hard hat	9909-03
Replacement Hard hat (Canada Purchase Only)	9909-03C
Ratchet Hood Suspension	9910-03
Lens Covers 10/pkg.	9910-25



## ECONOMY SUPPLIED-AIR SHIELD

- Perfect for use in grinding, chipping, spray painting and auto-body repair applications
- The easy flip-up visor is made of Nylon plastic and offers a wide field of vision
- Lens is polycarbonate and chin guard is polypropylene for added strength
- The shroud is cotton adding comfort and protects against overspray
- Designed to connect to low-pressure or high-pressure flow adapters
- Complies with ANSI Z87.1-2003
- Viewing area of 52.25 sq. in.
- **NIOSH approval TC-19C-0468**



Low Pressure	Order No.
Economy Supplied-Air Shield w/ LP Adapter	9903-D
Replacement Economy Supplied-Air Shield	9903

High Pressure	Order No.
Economy Supplied-Air Shield w/ HP Personal Air Cooler	9903-C
Economy Supplied-Air Shield w/ HP Flow Control Valve	9903-CV
Economy Supplied-Air Shield w/ HP Air Temperature Controller	9903-HC
Replacement Economy Supplied-Air Shield	9903

### Accessories

Lens Covers 10/pkg.  
Order No. 9910-25







## EZ AIR FLEX GRINDING AIR SHIELD

- Intended for industrial applications where combined respiratory, eye, and face protection are required, such as: grinding, assembly, facility maintenance, machine operations, painting, and sanding
- Made from DuPont® super tough flame-retardant nylon that can withstand extreme cold/heat without cracking or deforming
- Large shield design accommodates safety glasses under the face shield
- Adjustable durable Pera-Lok locking ratcheting headgear with replaceable ultrasoft sweat band
- Lightweight, comfortable, and easily replaceable 100% cotton FR-treated face seal
- Viewing area: 41.2 sq. in.
- Lightweight at only 0.46 lbs. total
- Air train directs air over the head and across the breathing zone, minimizing fogging
- User control of airflow direction
- APF 25
- Complies with ANSI Z87.1+ for face-shield/eye protection
- **NIOSH approval TC-19C-0588**

Low Pressure	Order No.
EZ Air Flex Grinding Air Shield Headtop	9907-G
EZ Air Flex Grinding Air Shield Headtop w/ LP Adapter	9907-DG

High Pressure	Order No.
EZ Air Flex Grinding Air Shield Headtop w/ HP Personal Air Cooler	9907-CG
EZ Air Flex Grinding Air Shield Headtop w/ HP Flow Control Valve	9907-CVG
EZ Air Flex Grinding Air Shield Headtop w/ HP Air Temperature Controller	9907-HCG



## DELUXE SUPPLIED-AIR SHIELD

- All-in-one head, eye, face, and respiratory protection against hazardous airborne contaminants and flying debris
- Ergonomically designed with superb balance
- No fit testing required
- Can be worn comfortably by personnel with beards and facial hair
- Designed to connect to low-pressure or high-pressure flow adapters
- Complies with ANSI Z89.1 Type 1 Class G for head protection
- Complied with ANSI Z87.1+ for face-shield/eye protection
- APF 1000
- **NIOSH approval TC-19C-0488**

Low Pressure	Order No.
Deluxe Supplied-Air Shield w/ LP Adapter	9904-D
Replacement Deluxe Supplied-Air Shield	9904

High Pressure	Order No.
Deluxe Supplied-Air Shield w/ HP Personal Air Cooler	9904-C
Deluxe Supplied-Air Shield w/ HP Flow Control Valve	9904-CV
Deluxe Supplied-Air Shield w/ HP Air Temperature Controller	9904-HC
Replacement Deluxe Supplied-Air Shield	9904

**COMPLIES WITH  
ANSI Z89.1 TYPE 1  
CLASS G FOR HEAD  
PROTECTION**



## DELUXE SUPPLIED-AIR SHIELD AND BLACK WELDING HELMET

- Performance proven and a cost-effective system used by foundries, aluminum plants, mines, chemical plants, refineries, auto manufacturers, metal working, and fabrications
- Provides a constant and powerful supply of breathable air from a clean air source
- Provides protection from airborne contaminants including hexavalent chromium applications, flying debris, sparks, chemical, and molten metal splashes
- Visor flips up allowing user to grind and clean metal looking through clear ANSI face shield
- Designed to connect to low-pressure or high-pressure flow adapters
- Large #10 lens included
- Complies with ANSI Z89.1 Type 1 Class G for head protection
- Complied with ANSI Z87.1+ for face-shield/eye protection
- APF 1000
- **NIOSH approval TC-19C-0488**

Low Pressure	Order No.
Deluxe Supplied-Air Shield and Black Welding Helmet w/ No Flow Valve	9904-WB
Deluxe Supplied-Air Shield and Black Welding Helmet w/ LP Adapter	9904-DWB

High Pressure	Order No.
Deluxe Supplied-Air Shield and Black Welding Helmet w/ HP Personal Air Cooler	9904-CWB
Deluxe Supplied-Air Shield and Black Welding Helmet w/ HP Flow Control Valve	9904-CVWB
Deluxe Supplied-Air Shield and Black Welding Helmet w/ HP Air Temperature Controller	9904-HCWB

**YouTube**  
Video available on the ALLEGRO INDUSTRIES Channel  
[www.youtube.com/AllegroIndustries](http://www.youtube.com/AllegroIndustries)



SCAN TO  
WATCH VIDEO

### Accessories

Snap-on Welding Shield with ADF Lens  
**Order No. 9937-AFFADF**



### Accessories

Lens Covers 6/pkg.  
**Order No. 9904-25**



### Accessories

Replacement Variable Shade #10 Lens Kit  
**Order No. 9904-35**





## DELUXE SUPPLIED-AIR SHIELD AND BLUE WELDING HELMET

- Performance proven and a cost-effective system used by foundries, aluminum plants, mines, chemical plants, refineries, auto manufacturers, metal working, and fabrications
- Provides a constant and powerful supply of breathable air from a clean air source
- Provides protection from airborne contaminants including hexavalent chromium applications, flying debris, sparks, chemical, and molten metal splashes
- Visor flips up allowing user to grind and clean metal looking through clear ANSI face shield
- Designed to connect to low-pressure or high-pressure flow adapters
- Equipped with variable shade, auto-darkening lens, shade 9-13
- Complies with ANSI Z89.1 Type 1 Class G for head protection
- Complied with ANSI Z87.1+ for face-shield/eye protection
- APF 1000
- **NIOSH approval TC-19C-0488**



SCAN TO  
WATCH VIDEO



Video available on the ALLEGRO INDUSTRIES Channel  
[www.youtube.com/AllegroIndustries](http://www.youtube.com/AllegroIndustries)



## EZ AIR FLEX GRINDING/WELDING AIR SHIELD

- Intended for industrial applications where combined respiratory, eye, and face protection are required, such as welding, assembly, facility maintenance, grinding, machine operations, and sanding
- Made from DuPont® super tough flame-retardant nylon that can withstand extreme cold/heat without cracking or deforming
- Features a durable flip-up visor to expose a grind shield below that maintains respiratory protection while workers continue grinding or inspecting welds
- Large shield design accommodates safety glasses under the face shield
- Adjustable durable Pera-Lok locking ratcheting headgear with replaceable ultrasoft sweat band
- Lightweight, comfortable, and easily replaceable 100% cotton FR-treated face seal
- Visor dimension: 7" x 5.4" x 0.040"
- Viewing area: 41.2 sq. in.
- Lightweight at only 0.58 lbs. total
- Air train directs air over the head and across the breathing zone, minimizing fogging
- User control of airflow direction
- APF 25
- Equipped with variable shade, auto-darkening lens, shade 5-14
- Complies with ANSI Z87.1+ for face-shield/eye protection
- **NIOSH approval TC-19C-0588**



Low Pressure	Order No.
Deluxe Supplied-Air Shield and Blue Welding Helmet w/ No Flow Valve	9904-W
Deluxe Supplied-Air Shield and Blue Welding Helmet w/ LP Adapter	9904-DW
High Pressure	Order No.
Deluxe Supplied-Air Shield and Blue Welding Helmet w/ HP Personal Air Cooler	9904-CW
Deluxe Supplied-Air Shield and Blue Welding Helmet w/ HP Flow Control Valve	9904-CVW
Deluxe Supplied-Air Shield and Blue Welding Helmet w/ HP Air Temperature Controller	9904-HCW

Low Pressure	Order No.
EZ Air Flex Grinding/Welding Air Shield Headtop	9907-WADF
EZ Air Flex Grinding/Welding Air Shield Headtop w/ LP Adapter	9907-DWADF
High Pressure	Order No.
EZ Air Flex Grinding/Welding Air Shield Headtop w/ HP Flow Control Valve	9907-CWADF
EZ Air Flex Grinding/Welding Air Shield Headtop w/ HP Personal Air Cooler	9907-CWADF
EZ Air Flex Grinding/Welding Air Shield Headtop w/ HP Air Temperature Controller	9907-HCWADF

### Accessories

Replacement Variable Shade Lens Kit  
**Order No.** 9904-36



### Accessories

Replacement Variable Shade  
**Order No.** 9904-36



# SUPPLIED-AIR FLOW VALVES



## LOW-PRESSURE FLOW ADAPTER

Designed to be used with a Low-Pressure Supplied-Air Respirator, the Low-Pressure Flow Adapter allows the hood to connect to a breathing air pump or any low-pressure air source. It is a low-profile, lightweight, plastic threaded fitting that offers the convenience of OBAC quick-connect design with a waist belt and clip assembly. The controller is economical enough to dispose of with the hood assembly or save for use with a replacement hood. It requires an air supply pressure range of 6-50 psi.

**Order No. 9910-11**



## HIGH-PRESSURE AIR TEMPERATURE CONTROLLER

The HP Air Temperature Controller adjusts the amount of air to the hood and adjusts air 25 degrees warmer or cooler than the ambient air for use in cold or hot environments. It includes a waist belt and leather sheath to protect the user from temperature extremes.

**Order No. 9990**



## HIGH-PRESSURE PERSONAL AIR COOLER

The HP Personal Air Cooler is ideal in hot environments, adjusting the airflow from high-pressure air sources as low as 25 degrees colder than ambient air for an improved working environment. Includes a waist belt with the airflow valve.

**Order No. 9991**



## HIGH-PRESSURE ADJUSTABLE-FLOW CONTROL VALVE

The HP Adjustable Flow Control Valve adjusts airflow from any high-pressure air source for greater comfort. It offers a large gripping handle that makes it easy to use with a gloved hand. From the lowest flow position, the control valve will deliver the minimum flow required by NIOSH. Includes a waist belt with the airflow valve.

**Order No. 9992**

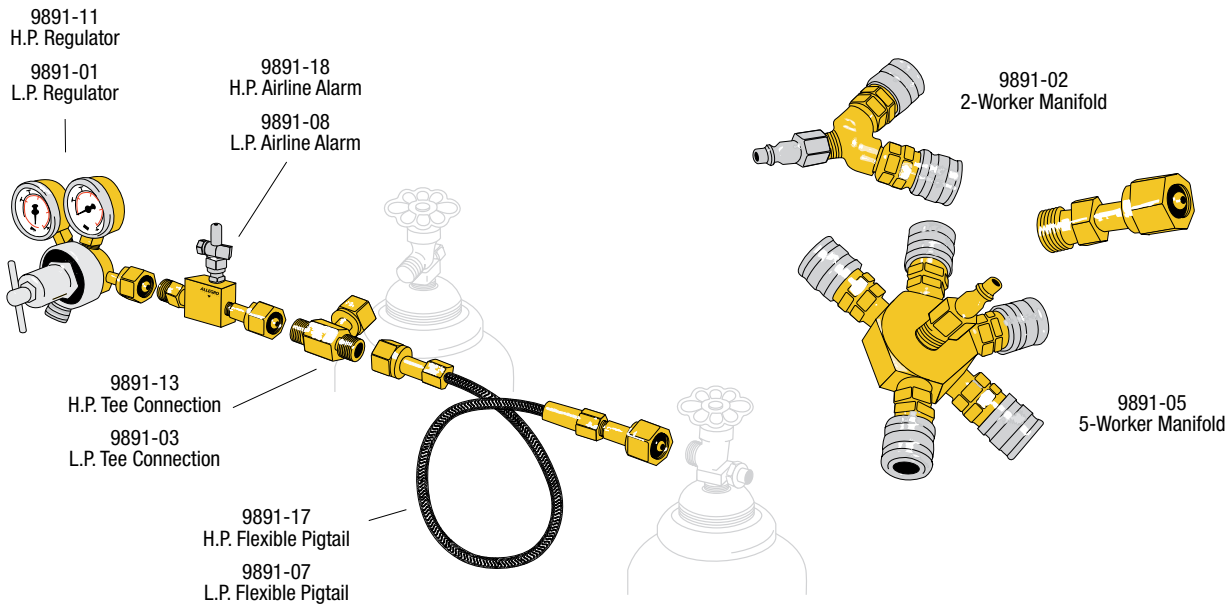
## INLET PSI REQUIREMENTS

Respirator	Description	PSI Range 9910-11 (LP)	PSI Range 9990 (HP)	PSI Range 9991 (HP)	PSI Range 9992 (HP)
9901/9902 Series	Full Face Mask	6-50 (9901 Series)	55-105	50-85	20-50
9903 Series	Economy Air Shield	6-50	90-120	72-98	25-46
9904 Series	Deluxe Air Shield/Helmet	6-50	90-120	68-93	27-47
9909 Series	Hard hat	6-50	80-120	65-115	23-47
9910 Series	Tyvek® Hood	6-50			
9911 Series	Saran™ Hood	6-50	85-110	55-85	30-48
9912 Series	Double-Bib Tyvek® Hood	6-50			
9920 Series	Half Mask	6-50			

# BREATHING AIR CASCADE PRODUCTS

## BREATHING AIR CASCADE KITS

Used to reduce high pressure through a series of tee and flexible pigtail connectors, our exclusive Low-Pressure Breathing Air Cascade Kits offer you the ease of ordering all the parts you need for your system with one part number. No more forgetting a piece or mismatched fittings. Inline check valves on both the tee and flexible pigtail (available in both high and low pressure) are used to allow for uninterrupted airflow while replacing depleted cylinders. An optional low-on-air warning device alerts the user when air is low. Individual components are available for adding on to an existing system, or for building a high-pressure breathing air cascade system.



Breathing Air Cascade System Kits	Order No.	Description	Contents
Low-Pressure Kits without alarm:	9891-01	One-Cylinder Cascade Kit	Regulator only
	9890-02	Two-Cylinder Cascade Kit	Regulator, Tee and Pigtail
	9890-04	Four-Cylinder Cascade Kit	Regulator, 3 Tees and 3 Pigtails
Low-Pressure Kits with alarm:	9892-01	One-Cylinder Cascade Kit	Regulator, Alarm
	9892-02	Two-Cylinder Cascade Kit	Regulator, Tee, Pigtail, Alarm
	9892-04	Four-Cylinder Cascade Kit	Regulator, 3 Tees, 3 Pigtails, Alarm

For high-pressure systems, order appropriate individual components.

NOTE: Low-pressure breathing air cascade systems: 3000 psi; high-pressure breathing air cascade systems: 5500 maximum psi.

Breathing Air Cascade Kits come standard with Foster/Hansen couplers. Other couplers are available upon request.



# BREATHING AIR PUMPS



## A-300

Ideal as a super portable, lightweight air source for a single respirator user. Solid performance in applications of one-worker painting, cleaning, sanding, or chemical handling operations.

Order No. 9806



## A-750

Fills the need for a very portable air source for one or two respirator users or a single hood user. Works well in a variety of work environments including painting or refinishing booths.

Order No 9821  
Order No 9821-E



## A-1500TE, A-1500EX

The easiest way to meet your needs for portable air sources for up to three respirator users or two hood users. Available in explosion-proof configurations for special applications. Applicable for chemical handling and clean-up. The A-1500EX meets Class I Div 1 & 2 Group D. Class II Div 1 & 2 Groups F & G

Order No. 9832 (TE)  
Order No. 9832-E   
Order No. 9833 (EX)\*  
Order No. 9833-E



## A-4000AD

Ideal for use when electric power is unavailable or undesirable. Highly effective in work areas where large amounts of compressed air are available such as sandblasting. Air driven motor is protected and lubricated by a high-capacity filter/regulator/lubricator assembly. Requires 75 CFM at 80 psig. Intended for four respirator users or three hood users.

Order No. 9850



**TE:** Totally Enclosed

**EX:** Explosion-Proof. EX models come complete with plug.

## LOW-PRESSURE BREATHING AIR PUMP SPECS

MODEL NO.	Order No.	MAX. NO. RESP.	MAX. NO HOODS	POWER REQUIRED	LBS.	HP	PSI	CFM
A-300	9806	1	0	4.6/2.3/115/230V AC	33	¼	0-15	0-5
A-750	9821	2	1	9.05/4.6/115/230V AC	53	¾	0-15	0-10
A-1500TE	9832	3	2	12.4/6.8-6.2/115/230V AC	97	1½	0-15	0-20
A-1500EX	9833*	3	2	16/8/115/230V AC	122	1½	0-15	0-15
A-4000AD	9850	4	3	75 CFM @ 80 psig.	83	n/a	0-15	0-20

\*Single-phase explosion-proof motor complete with plug.

Offered in 220V/50 Hz. For more information call Customer Service at 800-622-3530

**WARNING:** Breathing Air Pumps are not to be used with generators.  
**WARNING:** Air inlet to the pump must be located where breathable air can be assured at all times.  
**WARNING:** Breathing Air Pumps should be used only in areas containing sufficient oxygen to support life.  
 Do not use where contaminants are Immediately Dangerous to Life and Health (IDLH).  
**CAUTION:** NIOSH-approved respirators and corresponding hose lengths must function at pressures generated by breathing air pumps.  
 Only class "C" (constant flow) respirators will work properly.  
**NOTE:** Breathing Air Pumps contaminated with toxic or hazardous materials cannot be returned under guarantee.



Cooler subject to change

(Pump sold separately)

## LP ALLEGROAIR AIRLINE COOLING SYSTEM

Perfect, low-cost, portable means of cooling breathing air while keeping workers comfortable and productive. The system is capable of reducing air temperature from 180° F to 50° F. The cooling system is connected to the breathing air pump through a 5' long inlet supply airline. Airflowing through the FDA-Grade PVC coil inside the cooler reduces the air temperature by having ice poured on and around the coil. The outlet air is filtered by a 5-micron particulate air filter. An adjustable relief valve allows the user to adjust the airflow. Can be used with up to 3 workers. Comes with durable wheels and a locking telescoping pull handle. Dimensions: 20" w x 21" d x 24" h, 28 lbs. without ice.

Order No. 9820-LP



## BREATHING AIR PUMP CO MONITOR

The Breathing Air Pump CO Monitor alerts workers using supplied-air respirators when the level of carbon monoxide has exceeded 10 ppm (5 ppm Canada). The CO monitor can be operated in AC or DC mode and uses a single 9-volt alkaline battery. Housed in a portable, rugged molded case with handle and latches for protection and security. Comes with a threaded Tee. Dimensions are 8¼" l x 3½" w x 6¾" h. Weighs 3½ lbs.

Order No. 9900-45



## FLOW TEST KIT FOR CONSTANT FLOW SUPPLIED-AIR RESPIRATORS

CFM tester checks the volume of air that gets to the respirator. A flow meter simply quick-connects onto an airline hose to check the respirator system for NIOSH-compliant airflows. The kit contains a flow meter and a full assortment of quick-connect plugs and adapters to fit all respirator manufacturer's airline hoses. Excellent for use with breathing air pumps.

Order No. 9900-40

NOTE: NIOSH mandates 4 CFM for tight-fitting masks and 6 CFM for hoods.



## INLET HOSE EXTENSION KIT

Respirators must be supplied with a source of clean, breathable air at all times as per OSHA 29 CFR 1910.134. In order to achieve this requirement, at times it may be necessary to use an inlet hose extension from the breathing air pump to a clean air environment. This can be achieved by connecting one of our inlet hose extension kits, allowing the inlet air source to be 50 feet away from the pump. Or connect up to 5 total kits together for a total of 250 feet away from the pump. Included in the kit are (1) 1" x 50' heavy-duty hose and various fittings to ensure the hose fits to whatever ALLEGRO breathing air pump you have.

Order No 9700-65

# LOW-PRESSURE BREATHING AIR PUMP SYSTEMS



## HALF-MASK SYSTEMS

Our complete Half-Mask Systems offer portable, lightweight air sources for one, two, or three workers. They are offered with one, two, or three comfortable half-mask supplied-air respirators, a ¼ hp, ¾ hp, or 1 ½ hp breathing air pump, and one, two, or three 50- or 100-foot breathing air hose(s).



Description	Order No.
1-Worker Half-Mask System w/ 50' Hose	9205-01
1-Worker Half-Mask System w/ 100' Hose	9215-01
2-Worker Half-Mask System w/ 50' Hoses	9205-02
2-Worker Half-Mask System w/ 100' Hoses	9215-02
3-Worker Half-Mask System w/ 50' Hoses	9205-03
3-Worker Half-Mask System w/ 100' Hoses	9215-03

## FULL-MASK SYSTEMS

The Full-Mask Systems provide a portable air source for one, two, or three respirator users. They include one, two, or three full-mask supplied-air respirators, a ¼ hp, ¾ hp, or 1 ½ hp breathing air pump, and one, two, or three 50- or 100-foot breathing air hose(s).



Description	Order No.
1-Worker Full-Mask System w/ 50' Hose	9200-01
1-Worker Full-Mask System w/ 100' Hose	9210-01
2-Worker Full-Mask System w/ 50' Hoses	9200-02
2-Worker Full-Mask System w/ 100' Hoses	9210-02
3-Worker Full-Mask System w/ 50' Hoses	9200-03
3-Worker Full-Mask System w/ 100' Hoses	9210-03



SCAN TO  
WATCH VIDEO



Video available on the ALLEGRO INDUSTRIES Channel  
[www.youtube.com/AllegroIndustries](http://www.youtube.com/AllegroIndustries)



## TYVEK® SUPPLIED-AIR HOOD SYSTEMS

In areas such as painting or asbestos abatement where levels of contamination are low, these complete SAR systems offer a portable air source for one or two workers. They include disposable, lightweight, loose-fitting DuPont Tyvek® hoods, a ¾ hp or 1 ½ hp breathing air pump, and one, or two 50- or 100-foot breathing air hose(s).



Description	Order No.
1-Worker Tyvek® Hood System w/ 50' Hose	9220-01
1-Worker Tyvek® Hood System w/ 100' Hose	9230-01
2-Worker Tyvek® Hood System w/ 50' Hoses	9220-02
2-Worker Tyvek® Hood System w/ 100' Hoses	9230-02



## ECONOMY SUPPLIED-AIR SHIELD SYSTEMS

Perfect for use with grinding, chipping, spray painting, and body repair, our comfortable Supplied-Air Shield is offered as a complete system for one or two workers. They include one or two shields, a ¾ hp, or 1 ½ hp breathing air pump, and one or two 50-foot breathing air hose(s). Complies with ANSI Z87.1-2003.



Description	Order No.
1-Worker Economy Shield System w/ 50' Hose	9245-01
2-Worker Economy Shield System w/ 50' Hoses	9245-02

# LOW-PRESSURE GRINDING AND WELDING SYSTEMS



## EZ AIR FLEX GRINDING AIR SHIELD SYSTEMS

Our EZ Air Flex Grinding Air Shield Supplied-Air Respirator (SAR) provides combined respiratory, eye, and face protection. The grinding shield with a large viewing lens maintains respiratory protection in diverse work environments. The system provides a constant supply of fresh air over the user's face. An APF level of 25 creates an optimal protective pressure inside the respirator headtop keeping away particulates of dust, steel, manganese, stainless steel, chromium, galvanized steel, cadmium, lead, and ozone. Complies with ANSI Z87.1+ for face-shield/eye protection. They include one or two shields, a ¾ hp or 1 ½ hp breathing air pump, and one or two 50-foot breathing air hose(s).



Description	Order No.
1-Worker EZ Air Flex Grinding Air Shield System w/ 50' Hose	9250-01
2-Worker EZ Air Flex Grinding Air Shield System w/ 50' Hoses	9250-02



## DELUXE SUPPLIED-AIR SHIELD/HELMET SYSTEMS

Our Deluxe Supplied-Air Shield uniquely provides all-in-one head, eye, face, and respiratory protection against hazardous airborne contaminants and flying debris. It delivers a constant and plentiful supply of clean purified air. Our superbly balanced Deluxe Supplied-Air Shield System is offered as a complete system for one or two workers. They include one or two shields, a ¾ hp or 1 ½ hp breathing air pump, and one or two 50-foot breathing air hose(s). Complies with ANSI Z87.1+.



Description	Order No.
1-Worker Deluxe Shield SAR System w/ 50' Hose	9247-01
2-Worker Deluxe Shield SAR System w/ 50' Hoses	9247-02



## DELUXE SUPPLIED-AIR SHIELD AND BLUE WELDING HELMET SYSTEMS

Our Deluxe Supplied-Air Shield and Blue Welding Helmet is performance-proven and a cost-effective system used by foundries, aluminum plants, mines, chemical plants, refineries, auto manufacturers, metal working, and fabrication. The Supplied-Air Respirator delivers a constant and powerful supply of breathable air from a clean air source. They include one or two shields/welding helmets, a ¾ hp or 1 ½ hp breathing air pump, and one or two 50-foot breathing air hose(s). ANSI-certified "all-in-one" system provides respiratory, head, eye and face protection.



Description	Order No.
1-Worker Deluxe Blue Welding Helmet System w/ 50' Hose	9248-01
2-Worker Deluxe Blue Welding Helmet System w/ 50' Hoses	9248-02





## DELUXE SUPPLIED-AIR SHIELD AND BLACK WELDING HELMET SYSTEMS

Our Deluxe Supplied-Air Shield and Black Welding Helmet is performance-proven and a cost-effective system used by foundries, aluminum plants, mines, chemical plants, refineries, auto manufacturers, metal working, and fabrication. The Supplied-Air Respirator delivers a constant and powerful supply of breathable from a clean air source. They include one or two shields/welding helmets, a ¾ hp or 1 ½ hp breathing air pump, and one or two 50-foot breathing air hose(s). ANSI-certified “all-in-one” system provides respiratory, head, eye, and face protection.



Description	Order No.
1-Worker Deluxe Black Welding Helmet System w/ 50' Hose	9249-01
2-Worker Deluxe Black Welding Helmet System w/ 50' Hoses	9249-02

## EZ AIR FLEX GRINDING/WELDING AIR SHIELD SYSTEMS


Our EZ Air Flex Grinding/Welding Air Shield Supplied-Air Respirator (SAR) provides combined respiratory, eye, and face protection. The flip-up visor exposes a grind shield below that maintains respiratory protection while grinding or inspecting welds. The system provides a constant supply of fresh air over the user's face. The optimal protective pressure inside the headtop keeps away particulates of dust, steel, manganese, stainless steel, chromium, galvanized steel, cadmium, lead, and ozone. Complies with ANSI Z87.1+ for face-shield/eye protection. They include one or two grinding/welding air shields, a ¾ hp or 1 ½ hp breathing air pump, and one or two 50-foot breathing air hose(s).

Description	Order No.
1-Worker EZ Air Flex Grinding/Welding Air Shield System w/ 50' Hose	9251-01
2-Worker EZ Air Flex Grinding/Welding Air Shield System w/ 50' Hoses	9251-02

# LOW-PRESSURE BREATHING AIR BLOWER RESPIRATOR SYSTEMS

We are proud to offer our NEW Breathing Air Blower Respirator Systems that provide fresh, safe OSHA-compliant breathing air for the NIOSH-APPROVED respirators that are included in our 1- and 2-worker systems. The unit does not heat the breathing air and helps improve worker's safety and comfort while reducing the frequency and duration of breaks. Don't compromise productivity because of hot working environments!

## BREATHING AIR BLOWER RESPIRATOR SYSTEM COMPONENTS



\*Note: Important to purchase specially designed components for your ALLEGRO Breathing Air Blower Respirator System.

# BREATHING AIR BLOWER



SCAN TO  
WATCH VIDEO



Video available on the ALLEGRO INDUSTRIES Channel  
[www.youtube.com/AllegroIndustries](http://www.youtube.com/AllegroIndustries)



Included in 1-Worker System

## BREATHING AIR BLOWER

Our Breathing Air Blower is a portable, lightweight, fresh air supply system which provides safe and comfortable breathing air for industrial users who require an OSHA-compliant fresh air supply system while maximizing productivity. While our Breathing Air Blower improves the worker's safety and comfort, it also helps reduce the frequency and duration of breaks on the job. This self-contained, low-maintenance unit includes a removable and washable filter and is contained in a rugged roto-molded plastic housing for longer-lasting durability.



Description	Order No.
Breathing Air Blower w/ EF Couplers	9815-EF
Breathing Air Blower w/ EF Couplers, 220V AC, 50 Hz	9815-EFE



# LOW-PRESSURE RESPIRATOR MASKS AND HOODS



LP adapter w/  
waist belt included



LP adapter w/  
waist belt included



LP adapter w/  
waist belt included



## FULL-MASK RESPIRATOR

Made of silicone rubber for better durability and will hold its shape even in extreme heat and cold. The double-sealing flange provides an improved face-to-mask seal and a deep chin pocket provides a better, more comfortable fit. The replaceable polycarbonate lens offers a wider, distortion-free viewing area with an anti-fog, anti-scratch coating. The unique “over the shoulder” hose design clips at the collar and an adjustable belt holds the air hose out of the way of work. **NIOSH approval TC-19C-0531**

## SINGLE BIB MAINTENANCE-FREE TYVEK® HOOD

Made of a poly-coated Tyvek® material, this hood is designed and constructed in one piece with the downtube and head suspension completely integrated. This makes it maintenance-free, eliminating the need for decontamination of the breathing tube or replacement parts since the entire assembly is disposed of after use. The Tyvek® material is flexible, splash-resistant, and seals in the airflow. The hood features a large lens for increased visibility. **NIOSH approval TC-19C-0532**

## DOUBLE-BIB MAINTENANCE-FREE TYVEK® HOOD

Made of a poly-coated Tyvek® material, this hood offers the increased protection of two bibs. The inner bib tucks inside protective garments so airflows down for a cooling effect on the body, and the outer bib secures under the arms with hook-and-loop to keep the hood from riding up. The hood features an extra-large lens for better visibility. It offers the same convenient design with the downtube and suspension built-in, making the complete hood fully disposable. **NIOSH approval TC-19C-0532**



Description	Order No.
Full-Mask Respirator w/ LP Adapter	9902-EF

Description	Order No.
Single Bib Maintenance-Free Tyvek® Hood w/ LP Adapter	9910-EF

Description	Order No.
Double-Bib Maintenance-Free Tyvek® Hood w/ LP Adapter	9912-EF



# LOW-PRESSURE BREATHING AIR BLOWER RESPIRATOR SYSTEMS



## FULL-MASK BREATHING AIR BLOWER RESPIRATOR SYSTEMS

Our Full-Mask Breathing Air Blower Respirator Systems provide a portable air source for one or two respirator users. They include one or two NIOSH-approved full-mask supplied-air respirator(s), a breathing air blower, flow meter, and one or two 50-foot breathing air hose(s).

**Includes NIOSH-approved respirator(s).**



Description	Order No.
1-Worker Full-Mask Breathing Air Blower Respirator System w/ 50' Hose	9200-01A
1-Worker Full-Mask Breathing Air Blower Respirator System w/ 50' Hose, 220V AC, 50 Hz	9200-01AE
2-Worker Full-Mask Breathing Air Blower Respirator System w/ 50' Hoses	9200-02A
2-Worker Full-Mask Breathing Air Blower Respirator System w/ 50' Hoses, 220V AC, 50 Hz	9200-02AE



## SINGLE BIB HOOD BREATHING AIR BLOWER RESPIRATOR SYSTEMS

Our Single Bib Hood Breathing Air Blower Respirator Systems provide a portable air source for one or two workers. They include one or two NIOSH-approved disposable, lightweight Tyvek® hood(s), a breathing air blower, flow meter, and one or two 50-foot breathing air hose(s).

**Includes NIOSH-approved respirator(s).**



Description	Order No.
1-Worker Single Bib Hood Breathing Air Blower Respirator System w/ 50' Hose	9221-01A
1-Worker Single Bib Hood Breathing Air Blower Respirator System w/ 50' Hose, 220V AC, 50 Hz	9221-01AE
2-Worker Single Bib Hood Breathing Air Blower Respirator System w/ 50' Hoses	9221-02A
2-Worker Single Bib Hood Breathing Air Blower Respirator System w/ 50' Hoses, 220V AC, 50 Hz	9221-02AE



## DOUBLE-BIB HOOD BREATHING AIR BLOWER RESPIRATOR SYSTEMS

Our Double-Bib Hood Breathing Air Blower Respirator Systems provide a portable air source for one or two workers. They include one or two NIOSH-approved disposable, lightweight Tyvek® hood(s), a breathing air blower, flow meter, and one or two 50-foot breathing air hose(s).

**Includes NIOSH-approved respirator(s).**

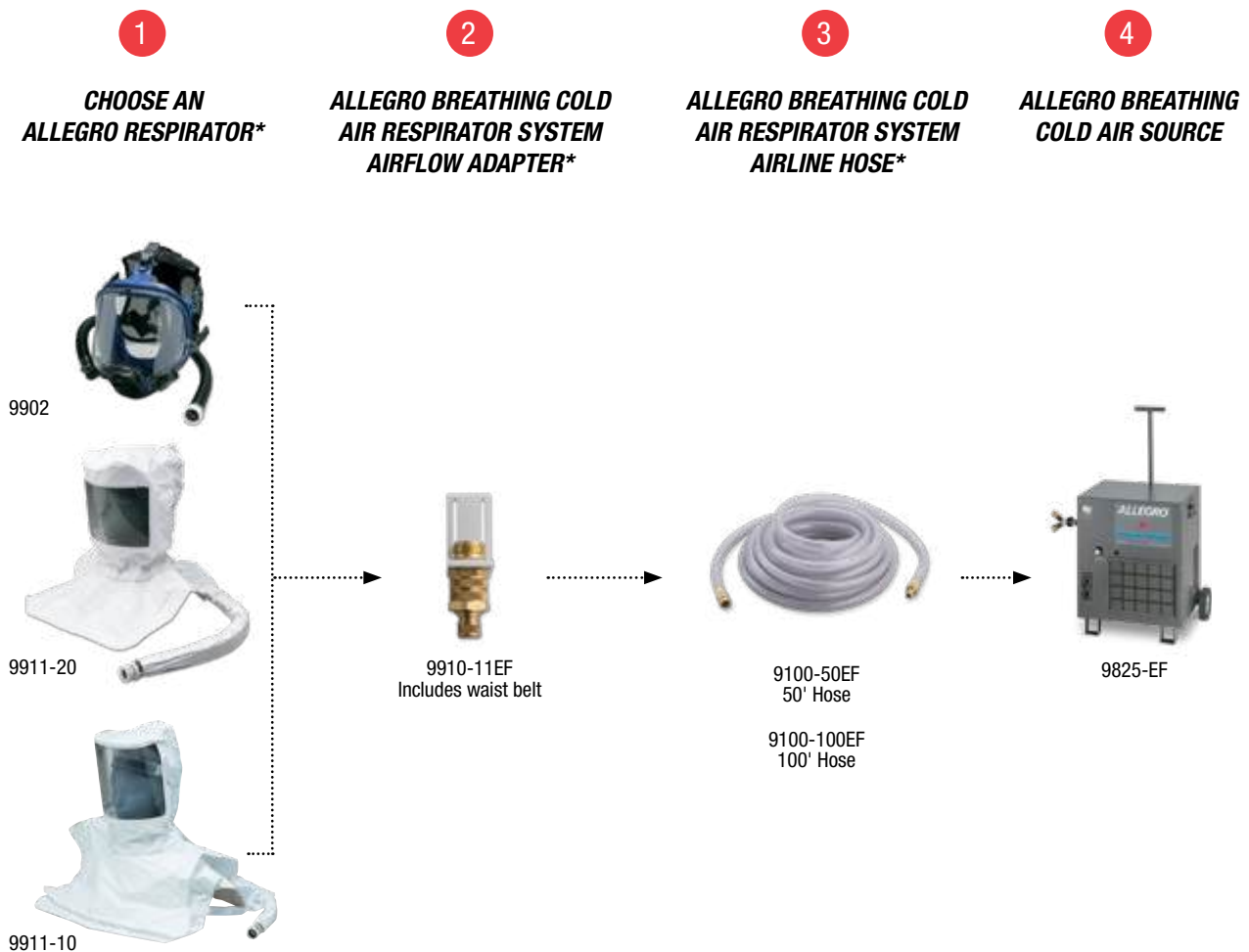


Description	Order No.
1-Worker Double-Bib Hood Breathing Air Blower Respirator System w/ 50' Hose	9222-01A
1-Worker Double-Bib Hood Breathing Air Blower Respirator System w/ 50' Hose, 220V AC, 50 Hz	9222-01AE
2-Worker Double-Bib Hood Breathing Air Blower Respirator System w/ 50' Hoses	9222-02A
2-Worker Double-Bib Hood Breathing Air Blower Respirator System w/ 50' Hoses, 220V AC, 50 Hz	9222-02AE

# LOW-PRESSURE BREATHING COLD AIR RESPIRATOR SYSTEMS

Don't compromise productivity because of hot working conditions. ALLEGRO is proud to offer our NEW Breathing Cold Air Respirator Source that provides fresh, refrigerated air that offers comfortable, and safe OSHA-compliant cooled breathing air for the NIOSH-APPROVED respirators that are included in our 1- and 2-worker systems. This cooled air helps improve worker's safety and comfort while reducing the frequency and duration of breaks in hot working environments.

## BREATHING COLD AIR RESPIRATOR SYSTEM COMPONENTS



\*Note: Important to purchase specially designed components for your ALLEGRO Breathing Cold Air Respirator System.

# BREATHING COLD AIR SOURCE



## BREATHING COLD AIR SOURCE

Our Breathing Cold Air Source is a fresh, refrigerated air supply system which provides comfortable and safe cooled breathing air for industrial users who require an OSHA-compliant fresh air supply system, with the advantages of air-conditioned air. It can maximize productivity and minimize the possibility of heat stroke, heat exhaustion, dehydration, nausea, and cramps for your workers. While our Breathing Cold Air Source improves the worker's safety and comfort, it also helps reduce the frequency and duration of breaks on the job. This sealed, low-maintenance unit includes a removable, washable filter and is powder-coated for longer-lasting durability. The NIOSH-approved respirators included in our 1- and 2-worker low-pressure systems feature an airflow valve for increased user comfort. Specs: 120V AC, 60 Hz, 10.5A. Measurements (H x D x W): 23.5" x 15" x 19.5". Weight: 76 lbs. Warning: Air inlet must be placed in clean, Grade "D" breathable air (as specified by OSHA 29 CFR 1910).



Description	Order No.
Breathing Cold Air Source w/ EF Couplers	9825-EF



SCAN TO  
WATCH VIDEO



Video available on the ALLEGRO INDUSTRIES Channel  
[www.youtube.com/AllegroIndustries](http://www.youtube.com/AllegroIndustries)



# LOW-PRESSURE RESPIRATOR MASKS AND HOODS



LP adapter w/  
waist belt included



LP adapter w/  
waist belt included



LP adapter w/  
waist belt included



## FULL-MASK RESPIRATOR

Made of silicone rubber for better durability and will hold its shape even in extreme heat and cold. The double-sealing flange provides an improved face-to-mask seal and a deep chin pocket provides a better, more comfortable fit. The replaceable polycarbonate lens offers a wider, distortion-free viewing area with an anti-fog, anti-scratch coating. The unique “over the shoulder” hose design clips at the collar and an adjustable belt holds the air hose out of the way of work. **NIOSH approval TC-19C-0531**



Description	Order No.
Full-Mask Respirator w/ LP Adapter	9902-EF

## SINGLE BIB MAINTENANCE-FREE TYVEK® HOOD

Made of a poly-coated Tyvek® material, this hood is designed and constructed in one piece with the downtube and head suspension completely integrated. This makes it maintenance-free, eliminating the need for decontamination of the breathing tube or replacement parts since the entire assembly is disposed of after use. The Tyvek® material is flexible, splash-resistant and seals in the airflow. The hood features a large lens for increased visibility. **NIOSH approval TC-19C-0532**



Description	Order No.
Single Bib Maintenance-Free Tyvek® Hood w/ LP Adapter	9910-EF

## DOUBLE-BIB MAINTENANCE-FREE TYVEK® HOOD

Made of a poly-coated Tyvek® material, this hood offers the increased protection of two bibs. The inner bib tucks inside protective garments so airflows down for a cooling effect on the body, and the outer bib secures under the arms with hook-and-loop to keep the hood from riding up. The hood features an extra-large lens for better visibility. It offers the same convenient design with the downtube and suspension built-in, making the complete hood fully disposable. **NIOSH approval TC-19C-0532**



Description	Order No.
Double-Bib Maintenance-Free Tyvek® Hood w/ LP Adapter	9912-EF



# LOW-PRESSURE BREATHING COLD AIR RESPIRATOR SYSTEMS



## FULL-MASK BREATHING COLD AIR RESPIRATOR SYSTEMS

Our Full-Mask Breathing Cold Air Respirator Systems provide a portable cold air source for one or two respirator users. They include one or two NIOSH-approved full-mask supplied-air respirator(s), a breathing cold air source, and one or two 100-foot breathing air hose(s).

**Includes NIOSH-approved respirator(s).**



Description	Order No.
1-Worker Full-Mask Breathing Cold Air Respirator System w/ 100' Hose	9200-01CA
2-Worker Full-Mask Breathing Cold Air Respirator System w/ 100' Hoses	9200-02CA

## SINGLE BIB HOOD BREATHING COLD AIR RESPIRATOR SYSTEMS

Our Single Bib Hood Breathing Cold Air Respirator Systems provide a portable cold air source for one or two workers. They include one or two NIOSH-approved disposable, lightweight Tyvek® hood(s), a breathing cold air source, and one or two 100-foot breathing air hose(s).

**Includes NIOSH-approved respirator(s).**



Description	Order No.
1-Worker Single Bib Hood Breathing Cold Air Respirator System w/ 100' Hose	9221-01CA
2-Worker Single Bib Hood Breathing Cold Air Respirator System w/ 100' Hoses	9221-02CA



## DOUBLE-BIB HOOD BREATHING COLD AIR RESPIRATOR SYSTEMS

Our Double-Bib Hood Breathing Cold Air Respirator Systems provide a portable cold air source for one or two workers. They include one or two NIOSH-approved disposable, lightweight Tyvek® hood(s), a breathing cold air source, and one or two 100-foot breathing air hose(s).

**Includes NIOSH-approved respirator(s).**



Description	Order No.
1-Worker Double-Bib Hood Breathing Cold Air Respirator System w/ 100' Hose	9222-01CA
2-Worker Double-Bib Hood Breathing Cold Air Respirator System w/ 100' Hoses	9222-02CA

# HIGH-PRESSURE BREATHING AIR FILTRATION PANELS AND ACCESSORIES



9872-40


**YouTube**  
 Video available on the ALLEGRO INDUSTRIES Channel  
[www.youtube.com/AllegroIndustries](http://www.youtube.com/AllegroIndustries)



SCAN TO  
WATCH VIDEO

## CARRY-AIR™ AND WALL-AIR™ FILTRATION PANELS



ALLEGRO's Air Filtration Panels convert shop air used for pneumatic tools and equipment to clean, breathable, Grade D air. They provide 1 to 8+ airline respirators a portable source of up to 15, 30, 60, or 100 CFM of breathable air from 5-125 psig. All models meet NIOSH requirements for point-of-attachment

- An optional Carbon Monoxide (CO) Monitor add-on to meet OSHA requirements (Optional in Wall-Air™ and Carry-Air™ models, Standard in Multi-regulator models)
- Can be operated in AC or DC modes
- 90 dB Audible alarm activates when CO exceeds 10 ppm (5 ppm in Canada)
- External-powered LED lit visual signal
- The 3-stage filtration system purifies compressed air by removing water, oil and particulate contaminants
  - 1<sup>st</sup> stage: 5-micron particulate filter element and automatic mechanical drain
  - 2<sup>nd</sup> stage: 0.010-micron coalescing filter element and manual drain
  - 3<sup>rd</sup> stage: 0.003 ppm activated carbon filter element and manual drain
- Filter replacement indicators (5 and 8 worker panels only)
- Pressure regulator includes a pressure gauge and adjustment knob with locking ring
- Pressure relief valve protects the CO monitor and respirators in the event of regulator failure
- Remote strobe alarm available (optional)
- All brass plumbing with quick-disconnect Hansen couplers (All filtration panel specifications are listed in the charts at the bottom of page 533)

### CARRY-AIR™

- Housed in a rugged molded case with carrying handle and latches for protection and security
- Portable or mountable
- 16-gauge, black powder-coated steel stand for support
- Includes external connections for use w/ remote alarms (Order numbers available on page 533)

### WALL-AIR™

- Allows for larger units providing more CFM to be used
- 12-gauge black powder-coated steel mounting bracket
- Easily accessible filters for quick replacement (Order numbers available on page 533)



## CARRY-AIR™ AND WALL-AIR™ INLINE FILTRATION PANELS



Our single outlet and single inlet inline filtration panels provide airline respirators a portable source of clean, breathable, Grade D air while ideally designed for filtering air anywhere within the airline system downstream from outlets. All models meet NIOSH requirements of point-of-attachment.

- An optional CO Monitor add-on to meet OSHA requirements
  - Can be operated in AC or DC modes
  - 90 dB Audible alarm activates when CO exceeds 10 ppm (5 ppm in Canada)
  - External-powered LED lit visual signal
  - Includes external connections
  - The 3-stage filtration system purifies compressed air by removing water, oil and particulate contaminants
    - 1st stage: 5-micron particulate filter element and automatic mechanical drain
    - 2nd stage: 0.010-micron coalescing filter element and manual drain
    - 3rd stage: 0.003 ppm activated carbon filter element and manual drain
  - Pressure regulator includes a pressure gauge and adjustment knob with locking ring
  - Pressure relief valve protects the CO monitor and respirators in the event of regulator failure
  - Remote strobe alarm available (optional)
  - All brass plumbing with quick-disconnect Hansen couplers
- (All filtration panel specifications are listed in the charts at the bottom of page 533)



9878-150

### CARRY-AIR™ INLINE FILTRATION PANELS

- Provides up to 8+ airline respirators a portable source of up to 100 CFM of breathable air from 5-125 psig.
- Housed in a portable, rugged molded case with carrying handle and latches for protection and security
- 16-gauge, black powder-coated steel stand for support included
- Inlet side: 3/4" Hansen plug, made of Zinc plated case-hardened steel
- Outlet side: 1/2" NPT male nipple, made of Brass

Description	Order No.
Carry-Air™ Inline Filtration Panel	9878-100

### WALL-AIR™ INLINE FILTRATION PANELS

- Provides up to 12 airline respirators a portable source of up to 150 CFM of breathable air from 5-125 psig.
- 12-gauge black powder-coated steel wall-mounting bracket included (to keep work area clean)
- Inlet side: 1" NPT male nipple, made of Brass
- Outlet side: 3/4" NPT male nipple, made of Brass

Description	Order No.
Wall-Air™ Inline Filtration Panel w/ CO Monitor	9878-150
Wall-Air™ Inline Filtration Panel w/o CO Monitor	9878-151

# HIGH-PRESSURE BREATHING AIR FILTRATION PANELS AND ACCESSORIES



## MULTI-REGULATOR AIR FILTRATION PANELS

- Each regulator can be individually adjusted at different pressure settings for different types of respirators and can also be used for supplying separate outlets for air tools
- CO monitor is integrated to meet OSHA requirements for continuous monitoring of CO levels
- Housed in a portable, rugged molded case with carrying handle and latches for protection and security
- Acrylic window to monitor pressure gauges
- 16-gauge, black powder-coated steel stand for support

Description	Order No.
4-Worker Multi-Regulator Air Filtration Panel	9874-MR
6-Worker Multi-Regulator Air Filtration Panel	9876-MR

## BREATHING AIR FILTRATION PANEL SPECS

Breathing Air Filtration Panels		Order No.	Max. Flow	Max. Inlet	Dimensions (W x H x D)	Weight (LBS.)
Carry-Air™	1-Worker	9873	15 CFM	150 psig.	16" x 13" x 7"	11
	2-Worker	9872 Series	30 CFM	150 psig.	18" x 12" x 6"	14
	5-Worker	9875 Series	60 CFM	150 psig.	21" x 14½" x 6¾"	19
	8-Worker	9878 Series	100 CFM	150 psig.	23" x 16½" x 7½"	25
Carry-Air™ Multi-Regulator	4-Worker*	9874-MR	60 CFM	125 psig.	21" x 14½" x 6¾"	21
	6-Worker*	9876-MR	100 CFM	150 psig.	23" x 16½" x 7½"	27
Carry-Air™ 100 CFM Panel	1-8 Worker	9878-100	100 CFM	150 psig.	23" x 16½" x 7½"	21
Wall-Air™	1-Worker	9873-40	15 CFM	150 psig.	21¼" x 8¼" x 7¾"	11
	2-Worker	9872-40 Series	30 CFM	150 psig.	21¼" x 8¼" x 7¾"	11
	5-Worker	9875-40 Series	60 CFM	150 psig.	22" x 8½" x 7½"	15
	8-Worker	9878-40 Series	100 CFM	150 psig.	25" x 14" x 7"	21
Wall-Air™ 150 CFM Panel w/ CO	1-12 Worker	9878-150	150 CFM	150 psig.	22" x 19" x 10"	27
Wall-Air™ 151 CFM Panel w/o CO	1-12 Worker	9878-151	150 CFM	150 psig.	22" x 19" x 10"	2

Note: All above air sources come standard with Foster/Hansen couplers. Other couplers are available on request.

## BREATHING AIR FILTRATION PANEL ORDER NUMBERS

	1-Worker	2-Worker	5-Worker	8+ -Worker
Carry-Air™ w/ CO Monitor	9873	9872	9875	9878
Wall-Air™ w/ CO Monitor	9873-40	9872-40	9875-40	9878-40
Carry-Air™ w/o CO Monitor		9872-W/O	9875-W/O	9878-W/O
Wall-Air™ w/o CO Monitor		9872-40W/O	9875-40W/O	9878-40W/O
Carry-Air™ Inline Panel (1-8 Worker)	9878-100	9878-100	9878-100	9878-100
Wall-Air™ Inline Panel (1-12 Worker) w/ CO Monitor	9878-150	9878-150	9878-150	9878-150
Wall-Air™ Inline Panel (1-12 Worker) w/o CO Monitor	9878-151	9878-151	9878-151	9878-151





Video available on the ALLEGRO INDUSTRIES Channel  
www.youtube.com/AllegroIndustries

## CO MONITOR CALIBRATION TEST KIT

The CO Monitor Calibration Kit is essential for the proper operation of our CO Monitor. It's a two-point calibration for accurate monitoring of filtered air by the Oil-Less Compressor, Carry-Air™, and Wall-Air™ Filtration Panels.

- Kit includes: 17-liter cylinder each of Span Gas and Zero Gas, a constant flow-pressure regulator with gauge and tubing housed in a durable plastic case with integrated carrying handle
- No tools or adjustments needed
- CO Monitor should be calibrated once every two weeks with normal usage



Description	Order No.
CO Monitor Calibration Test Kit	9872-60
Calibration Span Gas	9872-61
Calibration Zero Gas	9872-62



## REMOTE CO MONITOR

When attached to any air source or filter panel, the Remote CO Monitor alerts workers using Supplied-Air Respirators when the level of carbon monoxide has exceeded 10 ppm (5 ppm Canada). An optional CO monitor is available for continuous monitoring of CO levels.

- Housed in a portable, rugged molded case with carrying handle and latches for protection and security
- Can be operated in AC or DC mode
- Uses a single 9-volt alkaline battery
- Maximum regulator inlet pressure is 150 psi
- Coupling pigtail and kit included for fast and easy adaptation to an existing air filtration system
- All brass plumbing with quick-disconnect 1/4" Hansen plug

Order No. 9871-02



## SOURCE PRE-FILTERS

Where inlet air quality is especially low, this particulate assembly helps extend the life of the filter panel's disposable filters by removing liquids and contaminants down to 5 microns.

- Offered in free-standing or wall-mounted configurations
- Black powder-coated steel
- The Source Pre-Filter (9350-03) includes a spring-loaded relief valve made from brass and is equipped with an adjustable regulator and pressure gauge to meet the NIOSH requirement for point-of-attachment.



Description	Order No.
Source Pre-filter	9350-03
Deluxe Source Pre-filter	9350-04

## 4-WORKER AIRLINE FILTER

This airline filter is designed to remove oil, mist, water vapor, and particulates down to 0.5 microns from breathing grade compressed air. The filter is placed in-line between the breathing air source and the respirator airline hose. Air enters the filter through the inlet port and once the air has been filtered, moisture is removed and drained through a drain valve located at the bottom of the airline filter.

- Comes with a four-worker manifold for multiple respirator users
- Made of impact and corrosion-resistant steel, it is ideally suited for rugged environments
- "Pot" type filter utilizes a large capacity quality filter cartridge to provide longer life
- Can be wall or floor mounted
- Meets OSHA regulation 1910-94 (6) (i) and 1910-94 (6) (ii). 75 CFM

Order No. 9874-W/O



When application requires CO monitoring the ALLEGRO Remote CO monitor can be attached to the manifold. (Remote CO Monitor and Airline Filter Sold Separately).



## REPLACEMENT FILTER CARTRIDGES

Quality Filter Cartridges provide better and longer life filtration. Universal design allows filter cartridge to fit into many filter brands on the market.

Order No. 3100-02





## REMOTE CO ALARM WITH STROBE

Designed and built to be an additional means of warning users of an ALLEGRO Filtration Panel when the carbon monoxide level has exceeded 10 PPM (5 PPM in Canada).

- Housed in a portable, rugged molded case with carrying handle and latches for protection and security
- Can also be wall-mounted
- Connects to the filtration panel with the included 50' cable allowing user to keep the alarm closer to working areas
- Includes both a loud 90 decibel, UL-approved, audio alarm and highly visible red strobe light with a yellow powder-coated cage to protect light
- Can be attached to any of our Air Filtration Panels (*Sold separately*)

Order No. 9871-01

## ECONOMY REMOTE CO ALARM WITH STROBE

The Economy CO Alarm has the same features as the Remote CO Alarm (PN 9871-01) with a smaller profile.

- Housed in a molded carry case with 25' of cable
- Yellow powder-coated cage (*optional*)



Description	Order No.
Economy Remote CO Alarm w/ Strobe	9871-01EC
50' Extension Cord	9871-50E



## POINT-OF-ATTACHMENT AIR CONTROL SYSTEM

This Point-of-Attachment Air control system connects to any breathing air source. It's designed to meet the NIOSH requirement for point-of-attachment for a SAR breathing system.

- Housed in a portable, rugged molded case with carrying handle and latches for protection and security
- Can also be wall-mounted
- Includes an adjustable pressure regulator, pressure gauge, and a brass spring-loaded pressure relief valve
- Maximum regulator inlet pressure is 150 psi
- Maximum over pressure: 300 psi
- Meets NIOSH requirements for point of attachment

Order No. 9871-03

## ECONOMY P.O.A.

The Economy P.O.A. has the same features as our Point-of-Attachment Air Control System without a carry case.

Order No. 9871-03EC



Panel sold separately

Cooler subject to change

## HP ALLEGRO AIR AIRLINE COOLING SYSTEM

Designed for greater user comfort and increased worker productivity, the ALLEGRO Air Airline Cooling System is a low-cost and portable means of cooling breathing air produced by high-pressure breathing source such as a filtration panel or compressor not to exceed 150 psi.

- Reduces air temperature from 180° F to as low as 50° F
- Durable wheels and locking telescope pull handle
- 5' long inlet supply hose
- Heavy-duty Hansen inlet coupler
- Uses FDA-Grade, 3-A sanitary standard, PVC tubing for temperature cooling coil
- Pressure regulator includes a pressure gauge and adjustable knob with locking ring
- Inline 5-micon particulate filter with manual drain
- Single outlet coupler can adapt quickly to accept 3-worker manifold
- Use with filtration panels, cascade system, or compressor
- Cooling system will provide cool air for hours
- Dimensions: 21"l x 20"w x 24"h, 28 lbs. (without ice)

Order No. 9820-HP



# HIGH-PRESSURE BREATHING AIR FILTRATION PANELS AND ACCESSORIES



## BREATHING AIR FILTRATION PANEL CARTS

Our Breathing Air Filtration Panel Carts filter impurities and hydrocarbons from an air compressor to convert to breathable air. All components are housed in a portable and rugged molded case mounted on a powder-coated steel cart w/ telescopic handle for ease of storage and shipping. To meet OSHA requirements, an optional CO monitor is available for continuous monitoring of carbon monoxide levels.

- 9874-EFC Panel provides up to 60 CFM (101.94 m<sup>3</sup>/hr) of air within a 5-125 PSI (0.34-8.62 bar) range.
- 9878-EFC Panel provides up to 100 CFM (169.9 m<sup>3</sup>/hr) of air within a 5-125 PSI (0.34-8.62 bar) range.



Description	Order No.
4-Worker Breathing Air Filtration Panel Cart	9874-EFC
8-Worker Breathing Air Filtration Panel Cart	9878-EFC



Video available on the ALLEGRO INDUSTRIES Channel  
[www.youtube.com/AllegroIndustries](http://www.youtube.com/AllegroIndustries)

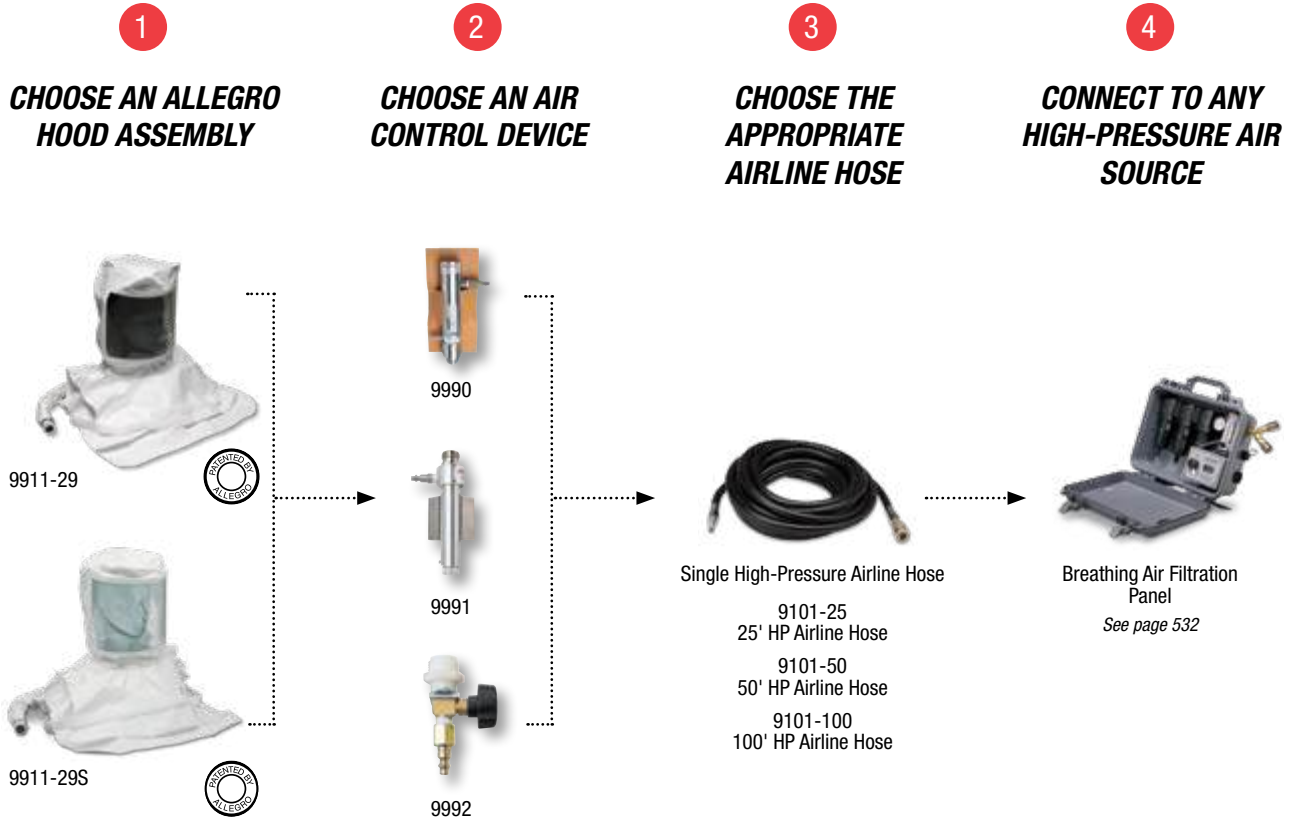


SCAN TO  
WATCH VIDEO



# SAR PHARMACEUTICAL HOOD SYSTEMS

## PHARMACEUTICAL HOODS SYSTEM COMPONENTS



### ALLEGRO HOODS EXCEL IN THIRD PARTY TEST AT U.S. ARMY'S EDGEWOOD CHEMICAL BIOLOGICAL CENTER



ALLEGRO Industries contracted the US Army's ECBC (Edgewood Chemical Biological Center) to perform a third-party test using a protocol similar to the one used on a limited number of styles in the 1996 study. The protocol had to be slightly modified to adapt to the procedures used by the ECBC. The goal of this test was to certify and record actual simulated workplace protection factors (SWPF) of the ALLEGRO Hoods and to compare the results of these tests to those hoods tested in the 1996 ORC Study. The test results show that the ALLEGRO hoods do perform at least equal to those that now have an OSHA variance of APF (Assigned Protection Factor) 1000 as a result of the ORC Study.

ALLEGRO's objective for the Protection Factor test was to determine the efficiency of the ALLEGRO Supplied-Air Hood (SAH) in protecting the wearer from aerosolized chemical and airborne biological particles. The tests conducted at ECBC incorporated the use of fifteen (15) civilian test subjects. Each test subject was submitted to twelve two-minute-long exercises. The exercises used were derived from the 1996 ORC Study and were chosen because of their similarity to everyday tasks performed in the pharmaceutical manufacturing environment. All subjects were tested twice in each hood configuration in the aerosolized ECBC Test Chamber.

The sophisticated equipment ECBC used to record the results during the test offered 1200 data points for each exercise. The state-of-the-art facility is capable of detecting fit factors up to 100,000. An analysis of the test results indicates that, at the 5th percentile, ALLEGRO's hoods tested to a fit factor of the maximum of 100,000.



# SAR PHARMACEUTICAL HOODS

*The ALLEGRO Pharmaceutical Maintenance-Free Tyvek® Hood and the Pharmaceutical Maintenance-Free Saran™ Hood are NIOSH-approved and the unique design is patented.*

These hoods are engineered for ultimate protection, job performance, and maintenance-free, one-time use. The ALLEGRO high-pressure hoods are specifically designed to seal in airflow and seal out harmful chemical and airborne particulates.

Both the Tyvek® and the Saran™ hoods have a patented breathing tube integrated directly into the hood. The tube is splash-resistant and entirely disposable. Although made flexible for on-the-job performance, the multi-layer foam tubing material prevents downtubes from being crushed or twisted, with the tube's foam layers providing a sound-dampening system both unique and made in accordance with stringent NIOSH requirements.

These hoods are engineered without head harness for freedom of movement and comfort. Hook-and-loop underarm straps keep the hood from riding up. Each hood has a 8" x 14" viewing window which offers an extensive field of vision and aptly accommodates workers with beards or goggles. The hoods can be used with an adjustable HP Flow Control Valve ALLEGRO HP Personal Air Cooler or an ALLEGRO HP Air Temperature Controller.



## DOUBLE-BIB PHARMACEUTICAL MAINTENANCE-FREE TYVEK® HOOD

Constructed from polycoated Tyvek®, this double-bib hood offers greater protection for workers. Inner bib tucks into garments, allowing air to flow down across the body for a cooling effect. **NIOSH approval TC-19C-0357**

Order No. 9911-29



## DOUBLE-BIB PHARMACEUTICAL MAINTENANCE-FREE SARAN™ HOOD

Constructed from Saran™-coated Tyvek®, this double-bib hood features heat-taped seams to form a liquid- and gas-tight seal. Impermeable to air and moisture, the Saran™ Hood protects workers effectively against a broad range of chemicals and other hazardous materials. **NIOSH approval TC-19C-0357**

Order No. 9911-29S



# RESPIRATOR FIT TESTING



Video available on the ALLEGRO INDUSTRIES Channel  
[www.youtube.com/AllegroIndustries](http://www.youtube.com/AllegroIndustries)



## BITTER (DENATONIUM BENZOATE) AND SWEET (SACCHARIN) FIT TEST KITS

The Bitter Fit Test Kit offers qualitative OSHA-compliant fit testing for disposable and reusable dust and mist respirators. Denatonium Benzoate creates an unmistakable bitter taste that indicates breakthrough in the respirator fit. Disposable glass ampules make pouring solution into nebulizer easier and reduces the chance of contamination.



Description	Order No.
Bitter (Denatonium Benzoate) Test Kit	2041
Deluxe Fit Test Kit*	2041-DLX
Sensitivity solution only, 6/box	2041-11K
Test solution only, 6/box	2041-12K



Video available on the ALLEGRO INDUSTRIES Channel  
[www.youtube.com/AllegroIndustries](http://www.youtube.com/AllegroIndustries)



SCAN TO WATCH VIDEO

When the sweet taste of saccharin is detected, the respirator has failed its fit test. The Sweet Fit Test Kit offers OSHA-compliant testing of disposable and reusable dust and mist respirators. Includes: a polycoated hood, sensitivity and fit test solutions, two nebulizers with labels, 2 sets of atomizers, wire cleaner, fit test documentation, and instructions. Replacement solutions are in ampules.



Description	Order No.
Sweet (Saccharin) Test Kit	2040
Sensitivity solution only, 6/box	2040-11K
Test solution only, 6/box	2040-12K
Deluxe Fit Test Kit*	2040-DLX

\*Deluxe Fit Test Kit comes in a rigid molded case.

## DELUXE BANANA OIL KIT

Isoamyl Acetate (banana oil) offers the oldest method of testing respirator fit. Its strong, readily identifiable odor will be recognized if respirators don't obtain a proper fit. The kit contains all the equipment necessary to perform a proper fit test, including a fit test tent, jars, 1- 8 oz. jar kit, paper towels, disposable bags, and other necessary components, all housed in a convenient storage and carry case.

Order No. 0202



## STANDARD BANANA OIL KIT

Designed for quick fit testing, the Standard Kit contains two 1 oz. bottles of test agents, vinyl test enclosure, measuring pipette, and paper towels in a handy carry bag.

Order No 0203



### BANANA OIL KIT REPLACEMENT SOLUTION

Description	Order No.
1 oz. Solution	0203-01

 **YouTube**  
Video available on the ALLEGRO INDUSTRIES Channel  
[www.youtube.com/AllegroIndustries](http://www.youtube.com/AllegroIndustries)

 SCAN TO  
WATCH VIDEO



 **YouTube**  
Video available on the ALLEGRO INDUSTRIES Channel  
[www.youtube.com/AllegroIndustries](http://www.youtube.com/AllegroIndustries)

## STANDARD SMOKE TEST KIT

For qualitative fit testing of air-purifying respirators, this Smoke Test Kit offers everything needed for meeting OSHA's protocol for fit testing with smoke. Includes irritant smoke tubes, aspirator assembly, and record form in a protective carry pouch.



Description	Order No.
Kit	2050
Replacement Tubes, 6/box	2050-01

## DELUXE PUMP SMOKE TEST KIT

The Deluxe Pump Smoke Test Kit includes a smoke fit tube pump with batteries which generates the required 200 ml per minute of smoke, six smoke tubes with caps, and instructions. Meets OSHA 29 CFR 1910.134 requirements.



Description	Order No.
Kit	2055
Replacement Tubes, 6/box	2050-01

## RESPIRATOR FIT CHECK AMPULES

Provides a fast, safe, and easy method to perform qualitative respirator fit checks. When activated, the ampules give off a non-irritating odor of banana oil (Isoamyl Acetate). If banana odor is detected by the wearer, the respirator must be adjusted or replaced.



Description	Order No.
10/box	0201



# RESPIRATOR ACCESSORIES



SCAN TO  
WATCH VIDEO



Video available on the ALLEGRO INDUSTRIES Channel  
[www.youtube.com/AllegroIndustries](http://www.youtube.com/AllegroIndustries)

## SPRAY SOCKS

Provides comfortable protection against overspray and other particulates. Spray Sock fits over the head and can be worn with goggles, half-mask, or full-mask respirators. The stretch knit material is breathable and cool to wear. One size fits all.

Description	Order No.
144/case	1410
12/pkg	1410-12
Flame-retardant Spray Sock	1410-12FR



## SPRAY SOCK DISPENSER BOX

Our comfortable Spray Socks (PN 1410) are available individually packaged in a handy dispenser box.

Description	Order No.
12/box	1410-01



## RESPIRATOR CLEANING SWABS

Easy-to-use and good for cleaning full- and half-mask respirators as well as removing residues. Contains non-sterile, one-sided swabs with low lint cotton tip and wood shaft.

Description	Order No.
100/bag, 10 bags/box	0205



## ARM SOCK

Protect arms from paint overspray, dust, and other particulates. 16" long and made of 100% cotton. Provides for a comfortable fit from wrist to shoulder.



Description	Order No.
144/case	1440
12/pkg	1440-12



# RESPIRATOR CLEANING



**YouTube**  
Video available on the ALLEGRO INDUSTRIES Channel  
[www.youtube.com/AllegroIndustries](http://www.youtube.com/AllegroIndustries)

## RESPIRATOR CLEANING PADS

These large 5" x 8" individually foil-packaged towelettes containing 70% Isopropyl Alcohol are designed specifically for rubber respirator facepieces. The box is designed as a wall-mounted dispenser but can be wall-mounted using the box holder (PN 1001-02) instead.

**Order No. 1001**

## ALCOHOL-FREE CLEANING PADS

These large 5" x 8" individually foil-packaged towelettes containing Benzalkonium Chloride are designed specifically for rubber respirator facepieces and other personal safety equipment where the manufacturer recommends using a non-alcohol cleaning wipe. Will not harm even the most sensitive rubber respirator facepieces. The box is designed as a wall-mounted dispenser but can be wall-mounted using the box holder (PN 1001-02) instead.

**Order No. 3001**



SCAN TO  
WATCH VIDEO

**YouTube**  
Video available on the ALLEGRO INDUSTRIES Channel  
[www.youtube.com/AllegroIndustries](http://www.youtube.com/AllegroIndustries)

## THE BIG ONES

Available with the same cleaning ingredients as our Cleaning Pads, these extra-large 8" x 11" towelettes are perfect for big cleaning jobs such as full face and supplied-air respirators.



Description	Order No.
Alcohol, 50/box	1001-05
Alcohol-Free, 50/box	3001-05



**YouTube**  
Video available on the ALLEGRO INDUSTRIES Channel  
[www.youtube.com/AllegroIndustries](http://www.youtube.com/AllegroIndustries)

## WIPE DOWNS FOR EQUIPMENT

Easy-to-use 6" x 7½" wipes for respirator and other personal safety equipment clean-up. These Benzalkonium Chloride and alcohol wipes reduce the hazard of contamination.



Description	Order No.
220/canister	5001

## POP-UP WIPES CANISTER HOLDER

Impact-resistant ABS holder mounts on the wall to store wipe canisters for quick and easy access.

Description	Order No.
Wall Mount	5001-01





## ECONOMY RESPIRATOR CLEANING KIT WITH LIQUID CLEANER

Our Economy Respirator Cleaning Kit is a low-cost and convenient cleaning and storage solution for full face and half-mask respirators. Kit includes 32 oz. ready-to-use diluted liquid detergent with sprayer, two scrubbing sponges, 100 individual sterile storage bags and seals. Meets OSHA recommendations (29 CFR 1910.134 Appendix B).



Description	Order No.
Economy Cleaning Kit	4003
Replacement Liquid Respirator Cleaner, 32 oz., 946 ml	5004
Disposable Storage Bags, 100/pkg	4001-05



SCAN TO  
WATCH VIDEO



Video available on the ALLEGRO INDUSTRIES Channel

[www.youtube.com/AllegroIndustries](http://www.youtube.com/AllegroIndustries)



Video available on the ALLEGRO INDUSTRIES Channel

[www.youtube.com/AllegroIndustries](http://www.youtube.com/AllegroIndustries)

## RESPIRATOR CLEANING KIT WITH LIQUID CLEANER

All the same features as our Respirator Cleaning Kit with the added convenience of a concentrate gallon liquid disinfectant soap. EPA-registered.



Description	Order No.
Cleaning Kit	4002
Replacement Liquid Cleaner, 1 Gallon	5003-U
Disposable Storage Bags, 100/pkg	4001-05



Video available on the ALLEGRO INDUSTRIES Channel

[www.youtube.com/AllegroIndustries](http://www.youtube.com/AllegroIndustries)

## RESPIRATOR CLEANING KIT WITH DRY SOAP

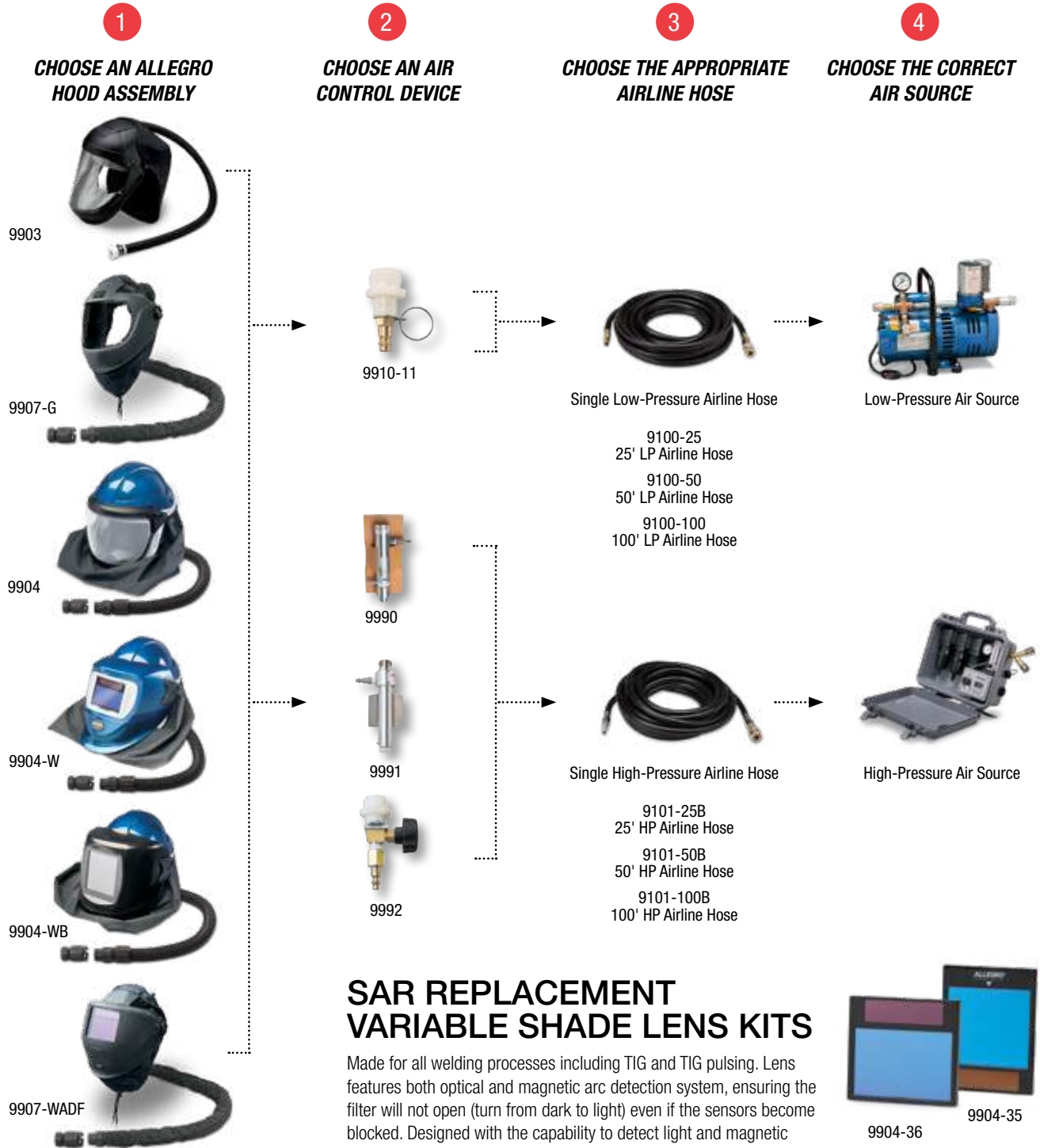
Convenient cleaning and storage for full face, and half-mask respirators. Contains ninety 1/2 oz. packets of water-soluble cleaner, air bulb, brush, 100 each sterile storage bags and seals, and large 17-quart, two-sided bucket. Kit meets OSHA recommendations.



Description	Order No.
Cleaning Kit	4001
Dry Replacement Soap	4001-02
Disposable Storage Bags, 100/pkg.	4001-05

# SUPPLIED-AIR GRINDING AND WELDING HELMET SYSTEMS

## SUPPLIED-AIR GRINDING AND WELDING HELMET SYSTEM COMPONENTS



### SAR REPLACEMENT VARIABLE SHADE LENS KITS

Made for all welding processes including TIG and TIG pulsing. Lens features both optical and magnetic arc detection system, ensuring the filter will not open (turn from dark to light) even if the sensors become blocked. Designed with the capability to detect light and magnetic waves that occur during welding. Optomagnetic sensors can be adjusted from 0 to 6 feet in range. It is solar powered with dual sensors. Kit includes auto-darkening welding filter and mounting frame.



Description	Order No.
Use w/ 9904-W and 9907-WADF	9904-36
Use w/ 9904-WB	9904-35

# SUPPLIED-AIR GRINDING AND WELDING HELMETS



## ECONOMY SUPPLIED-AIR SHIELD

- Perfect for use with grinding, chipping, spray painting, and auto body repair
- The easy flip-up visor is made of Nylon plastic and offers a wide field of vision
- Lens is polycarbonate and chin guard is polypropylene for added strength
- The shroud is cotton, adding comfort and protecting against overspray
- Designed to connect to low-pressure or high-pressure flow adapters
- Complies with ANSI Z87.1-2003
- **NIOSH approval TC-19C-0468**



## EZ AIR FLEX GRINDING AIR SHIELD

- Intended for industrial applications where combined respiratory, eye, and face protection are required, such as: grinding, assembly, facility maintenance, machine operations, and sanding
- Made from DuPont® super tough flame-retardant nylon that can withstand extreme cold/heat without cracking or deforming
- Large shield design accommodates safety glasses under the face shield
- Adjustable durable Pera-Lok locking ratcheting headgear with replaceable ultrasoft sweat band
- Lightweight, comfortable, and easily replaceable 100% cotton FR-treated face seal
- Viewing area: 41.2 sq. in.
- Lightweight at only 0.46 lbs. total
- Air Train directs air over the head and across the breathing zone, minimizes fogging
- User control of airflow direction
- Optional snap-on welding shield with ADF lens also available (PN 9937-WFFADF)
- APF 25
- Complies with ANSI Z87.1+ for face-shield/eye protection
- **NIOSH approval TC-19C-0588**



## DELUXE SUPPLIED-AIR SHIELD/HELMET

- All-in-one head, eye, face, and respiratory protection against hazardous airborne contaminants and flying debris
- Ergonomically designed with superb balance
- No fit testing required
- Can be worn comfortably by personnel with beards and facial hair
- Designed to connect to low-pressure or high-pressure flow adapters
- Complies with ANSI Z89.1 Type 1 Class G for head protection
- Complied with ANSI Z87.1+ for face-shield/eye protection
- APF 1000
- **NIOSH approval TC-19C-0488**



Low Pressure	Order No.
W/ LP Adapter	9903-D
Replacement Economy Supplied Air Shield	9903

Low Pressure	Order No.
Headtop	9907-G
Headtop w/ LP Adapter	9907-DG

Low Pressure	Order No.
W/ LP Adapter	9904-D
Replacement Deluxe Supplied Air Shield	9904

High Pressure	Order No.
W/ HP Personal Air Cooler	9903-C
W/ HP Flow Control Valve	9903-CV
W/ HP Air Temperature Controller	9903-HC
Replacement Economy Supplied Air Shield	9903

High Pressure	Order No.
Headtop w/ HP Personal Air Cooler	9907-CG
Headtop w/ HP Flow Control Valve	9907-CVG
Headtop w/ HP Air Temperature Controller	9907-HCG

High Pressure	Order No.
W/ HP Personal Air Cooler	9904-C
W/ HP Flow Control Valve	9904-CV
W/ HP Air Temperature Controller	9904-HC
Replacement Deluxe Supplied Air Shield	9904

### Accessories

Lens Covers 10/pkg.  
Order No. 9903-25



### Accessories

Snap-on Welding Shield with ADF Lens  
Order No. 9937-AFFADF



### Accessories

Lens Covers 6/pkg.  
Order No. 9904-25







### DELUXE SUPPLIED-AIR SHIELD AND BLUE WELDING HELMET

Performance-proven and a cost-effective system used by foundries, aluminum plants, mines, chemical plants, refineries, auto manufacturers, metal working, and fabrications. This helmet offers protection from airborne contaminants including hexavalent chromium applications, flying debris, sparks, and chemical and molten metal splashes. The helmet flips, allowing user to grind and clean metal looking through clear ANSI face shield. Equipped with variable shade, auto-darkening lens, shade 9-13. ANSI-certified face shield and head protection. APF 1000\*.

**NIOSH approval TC-19C-0488**



Low Pressure	Order No.
w/ No Flow Valve	9904-W
w/ LP Adapter	9904-DW

High Pressure	Order No.
w/ HP Personal Air Cooler	9904-CW
w/ HP Flow Control Valve	9904-CVW
w/ HP Air Temperature Controller	9904-HCW



### DELUXE SUPPLIED-AIR SHIELD AND BLACK WELDING HELMET

This is a cost-effective system used by foundries, aluminum plants, mines, chemical plants, refineries, auto manufacturers, metal working, and fabrications. Performance-proven with a constant and powerful supply of breathable air from a clean air source, this helmet offers protection from airborne contaminants including hexavalent chromium applications, flying debris, sparks, and chemical and molten metal splashes. The helmet flips, allowing user to grind and clean metal looking through clear ANSI face shield. Large #10 lens included. ANSI-certified face shield and head protection. APF 1000\*.

**NIOSH approval TC-19C-0488**



Low Pressure	Order No.
w/ No Flow Valve	9904-WB
w/ LP Adapter	9904-DWB

High Pressure	Order No.
w/ HP Personal Air Cooler	9904-CWB
w/ HP Flow Control Valve	9904-CVWB
w/ HP Air Temperature Controller	9904-HCWB



### EZ AIR FLEX GRINDING/WELDING AIR SHIELD

A versatile solution with combined respiratory, eye, and face protection for welding, assembly, facility maintenance, grinding, machine operations, and sanding applications. A flip-up visor reveals a grind shield below which maintains respiratory protection while grinding or inspecting welds. Fresh air constantly circulates over the user's face, and an APF level of 25 creates protective pressure inside the headtop to keep away particulates of dust, steel, manganese, stainless steel, chromium, galvanized steel, cadmium, lead, and ozone. Complies with ANSI Z87.1+ for face-shield/eye protection. **NIOSH approval TC-19C-0588**

Low Pressure	Order No.
Air Shield Headtop	9907-WADF
w/ LP Adapter	9907-DWADF

High Pressure	Order No.
w/ HP Personal Air Cooler	9907-CVWADF
w/ HP Flow Control Valve	9907-CWADF
w/ HP Air Temperature Controller	9907-HCWADF

**Accessories**

Replacement Variable Shade Lens Kit  
**Order No. 9904-36**



**Accessories**

Replacement Variable Shade Lens Kit  
**Order No. 9904-35**



**Accessories**

Replacement Variable Shade Lens Kit  
**Order No. 9904-36**



# SUPPLIED-AIR GRINDING HELMET SYSTEMS



## EZ AIR FLEX GRINDING AIR SHIELD SYSTEMS

Our EZ Air Flex Grinding Air Shield Supplied-Air Respirator (SAR) provides combined respiratory, eye, and face protection. The grinding shield with a large viewing lens maintains respiratory protection in diverse work environments. The system provides a constant supply of fresh air over the user's face. An APF level of 25 creates an optimal protective pressure inside the respirator headtop keeping away particulates of dust, steel, manganese, stainless steel, chromium, galvanized steel, cadmium, lead, and ozone. Complies with ANSI Z87.1+ and CAN/CSA Z94.3 for face-shield/eye protection. Includes one or two air shields, a ¾ hp or 1 ½ hp breathing air pump, and one or two 50-foot breathing air hose(s).



Description	Order No.
1-Worker EZ Air Flex Grinding Air Shield System w/ 50' Hose	9250-01
2-Worker EZ Air Flex Grinding Air Shield System w/ 50' Hoses	9250-02



## DELUXE SUPPLIED-AIR SHIELD/HELMET SYSTEMS

Our Deluxe Supplied-Air Shield uniquely provides all-in-one head, eye, face, and respiratory protection against hazardous airborne contaminants and flying debris. It delivers a constant and plentiful supply of clean purified air. Our superbly balanced Deluxe Supplied-Air Shield System is offered as a complete system for one, or two workers. They include one or two shields, a ¾ hp or 1 ½ hp breathing air pump, and one or two 50-foot breathing air hose(s). Complies with ANSI Z87.1+.



Description	Order No.
1-Worker Deluxe Shield SAR System w/ 50' Hose	9247-01
2-Worker Deluxe Shield SAR System w/ 50' Hoses	9247-02



## ECONOMY SUPPLIED-AIR SHIELD SYSTEMS

Perfect for use with grinding, chipping, spray painting, and body repair; our comfortable Supplied-Air Shield is offered as a complete system for one, or two workers. They include one or two shields, a ¾ hp or 1 ½ hp breathing air pump, and one or two 50-foot breathing air hose(s). Complies with ANSI Z87.1-2003.



Description	Order No.
1-Worker Economy Shield System w/ 50' Hose	9245-01
2-Worker Economy Shield System w/ 50' Hoses	9245-02

# SUPPLIED-AIR GRINDING AND WELDING HELMET SYSTEMS



## DELUXE SUPPLIED-AIR SHIELD AND BLUE WELDING HELMET SYSTEMS

Our Deluxe Supplied-Air Shield and Blue Welding Helmet is performance-proven and a cost-effective system used by foundries, aluminum plants, mines, chemical plants, refineries, auto manufacturers, metal working, and fabrication. The Supplied-Air Respirator delivers a constant and powerful supply of breathable air from a clean air source. They include one or two shields/welding helmets, a ¾ hp or 1 ½ hp breathing air pump, and one or two 50-foot breathing air hose(s). ANSI-certified “all-in-one” system provides respiratory, head, eye, and face protection.



Description	Order No.
1-Worker Deluxe Blue Welding Helmet System w/ 50' Hose	9248-01
2-Worker Deluxe Blue Welding Helmet System w/ 50' Hoses	9248-02

## DELUXE SUPPLIED-AIR SHIELD AND BLACK WELDING HELMET SYSTEMS

Our Deluxe Supplied-Air Shield and Black Welding Helmet is performance-proven and a cost-effective system used by foundries, aluminum plants, mines, chemical plants, refineries, auto manufacturers, metal working, and fabrication. The Supplied-Air Respirator delivers a constant and powerful supply of breathable from a clean air source. They include one or two shields/welding helmets, a ¾ hp or 1 ½ hp breathing air pump, and one or two 50-foot breathing air hose(s). ANSI-certified “all-in-one” system provides respiratory, head, eye, and face protection.



Description	Order No.
1-Worker Deluxe Black Welding Helmet System w/ 50' Hose	9249-01
2-Worker Deluxe Black Welding Helmet System w/ 50' Hoses	9249-02



## EZ AIR FLEX GRINDING/WELDING AIR SHIELD SYSTEMS

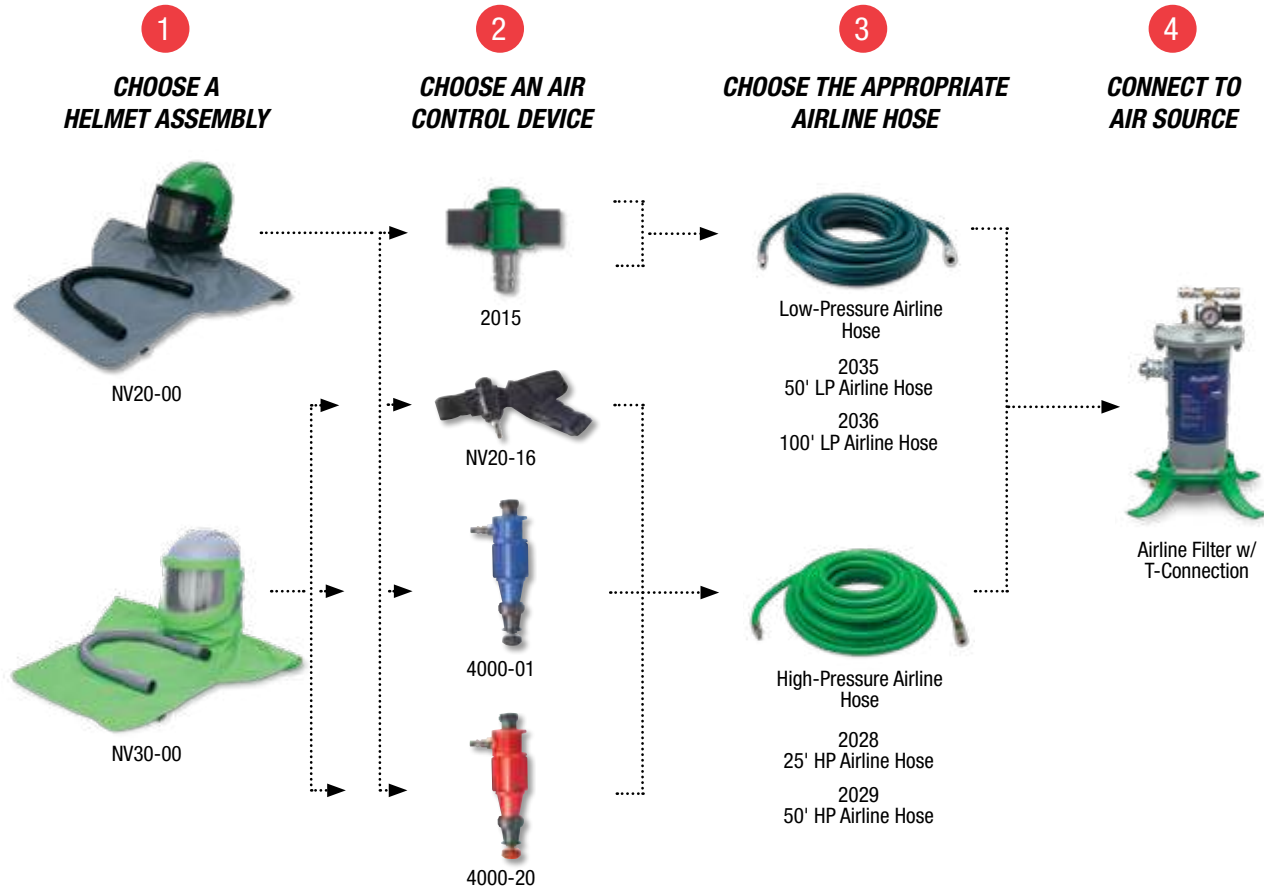
Our EZ Air Flex Grinding/Welding Air Shield Supplied-Air Respirator (SAR) provides combined respiratory, eye, and face protection. The flip-up visor exposes a grind shield below that maintains respiratory protection while grinding or inspecting welds. The system provides a constant supply of fresh air over the user's face. The optimal protective pressure inside the headtop keeps away particulates of dust, steel, manganese, stainless steel, chromium, galvanized steel, cadmium, lead, and ozone. Complies with ANSI Z87.1+ for face-shield/eye protection. Includes one or two grinding/welding air shields, a ¾ hp or 1 ½ hp breathing air pump, and one or two 50-foot breathing air hose(s).

Description	Order No.
1-Worker EZ Air Flex Grinding/Welding Air Shield System w/ 50' Hose	9251-01
2-Worker EZ Air Flex Grinding/Welding Air Shield System w/ 50' Hoses	9251-02

# ABRASIVE BLASTING

The Nova Series is your number one choice for economical Abrasive Blasting Helmets which meet safety standards worldwide. Reliable, durable, and designed to help reduce worker fatigue, reduce downtime replacing parts, and increase worker productivity. Built to last in rugged environments with an abrasion-resistant polyethylene helmet shell.

## ABRASIVE BLASTING HELMETS SYSTEM COMPONENTS



## NOVA 3® BLASTING HELMET

The NOVA 3® series respirator combines breakthrough protection technology with advanced comfort and functionality surpassing even the most rigorous industry standards. Designed to optimize safety and productivity as well as to minimize worker downtime, the helmet has a host of features that maximize its lifetime value. The NOVA 3® is designed and engineered to distribute the helmet's weight evenly across the head and shoulders for optimum comfort and ease of worker movement, reducing fatigue. In addition, a ratchet-adjusted neck pad ensures your head is supported. The Peel Offs Lens System is a unique "FIT AND SAVE™" system of pre-folded tabs. This means workers can quickly tear off just one layered lens at a time. The helmet complies with ANSI Z87.1 for eye protection and ANSI Z89.1 for head protection providing a high level of protection for the worker.



Description	Order No.
Nova 3® Helmet w/ HP Flow Control Valve	NV30-00
Nova 3® Helmet w/ Cooler	NV30-00HC
Nova 3® Helmet w/ Heater	NV30-00H
Replacement Peel Offs, 50/pkg.	NV37-25





## NOVA 2000™ BLASTING HELMET

Lightweight pillow foam padding ensures the helmet always sits comfortably on your head. The padding is hook-and-loop mounted and easily removed for hygienic cleaning. The large wrap-around double lens allows optimum vision without irritating side glare. Optional tear-off lenses are also available. The helmet complies with ANSI Z87.1 for eye protection and ANSI Z89.1 for head protection providing a high level of protection for the worker. Air duct distribution diffuses an even flow of breathing air throughout the helmet to cool the head and face and prevents the lens from fogging. Multi-layered sound-deadening foam makes this helmet the quietest on the market. This helmet is offered with a HP Adjustable Flow Control Valve, Cooler, Heater, or Low-Pressure Constant Flow Valve. **NIOSH-approved**



Description	Order No.
HP Nova 2000™ Helmet w/ HP Flow Control Valve	NV20-00
HP Nova 2000™ Helmet w/ Cooler	NV20-00HC
HP Nova 2000™ Helmet w/ Heater	NV20-00H
LP Nova 2000™ Helmet w/ Constant Flow Valve	NV20-00LP
Replacement Peel Offs, 50/pkg.	NV20-17

**WARNING:** Do NOT use Silica sand as an abrasive medium. The use of Silica sand can cause serious respiratory disease or death. (OSHA reference: <https://www.osha.gov/silica/>)

## TEMPERATURE CONTROLLER AND FLOW VALVES



### AIR TEMPERATURE CONTROLLER

These valves adjust the amount of air to the helmet and adjust air 25° F warmer or cooler than the ambient air for use in cold or hot environments.

Description	Order No.
HP Cooler w/ Belt	4000-01
HP Heater w/ Belt	4000-20



### ADJUSTABLE HP FLOW CONTROL VALVE

NIOSH-approved, injection-moulded, HP Flow Control Valve assembly provides the wearer with the ability to adjust the air flowing into the helmet. The adjustment barrel is easy to turn even with blasting gloves on. Comes with waist belt.

Description	Order No.
HP Flow Control Valve w/ Belt	NV20-16



### LOW-PRESSURE FLOW ADAPTER

The low-pressure supplied-air respirator adapter allows the helmet to connect to an ambient air pump or any low-pressure air source. Low-profile, lightweight plastic threaded fitting offers the convenience of quick-connect design with belt and clip assembly.

Description	Order No.
LP Constant Flow Adapter w/ Belt	2015

Refer to Nova 2000™ and Nova 3® Matrix (above) for NIOSH-approved configurations.



## AIRLINE FILTER

Made for rugged environments, this "Pot" type filter utilizes a large capacity quality filter cartridge to provide longer life filtration. Greater material surface area provides increased absorption of oil, water, and odors. Made of impact and corrosion-resistant aluminum and equipped with an airline regulator and two outlets. 75 CFM

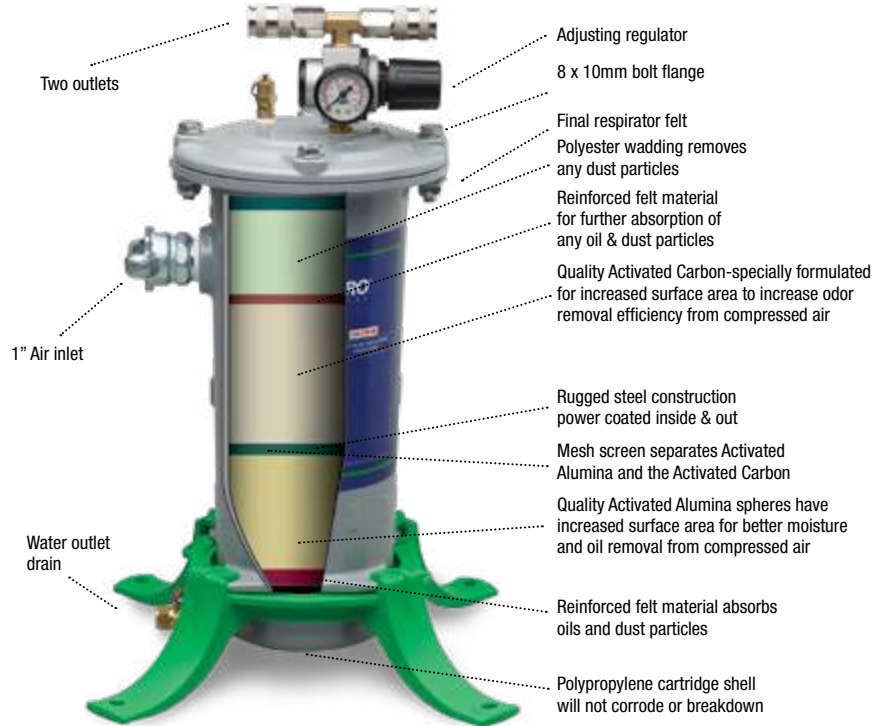
**Order No.** 3000-01



## REPLACEMENT FILTER CARTRIDGES

Quality filter cartridges provide better and longer life filtration. Universal design allows filter cartridge to fit into many filter brands on the market.

**Order No.** 3100-02



# ABRASIVE BLASTING HELMET LOW-PRESSURE SYSTEMS

## NOVA 2000™ HELMET LOW-PRESSURE SYSTEM

The Nova 2000™ is your number one choice Abrasive Blasting Helmet built for reliable, durable use and increased worker productivity. The complete One-Worker Blasting Helmet system provides a portable air source for one user. It includes a Nova helmet, ¼ HP pump, and 50' of airline hose.



Description	Order No.
1-Worker Blasting Helmet System w/ 50' Hose	9285-01

# POWERED AIR-PURIFYING RESPIRATOR SYSTEMS

*When it comes to exposure to hazardous fumes and particles, respiratory safety should be every worker's priority. A Powered Air-Purifying Respirator (PAPR) system can protect metalworkers, welders, and MRO professionals by filtering out dangerous particles. These units provide higher levels of respiratory protection compared to half-face respirators or disposable masks. Discover the AIRPLUS® and EZ-AIR systems by ARCONe® and ALLEGRO.*

## Features

- ▷ *High-capacity battery allows up to two full work shifts; reduces downtime*
- ▷ *Full charge in 6 hours*
- ▷ *3-phase alarm system for increased user awareness*
- ▷ *Flexible breathing tube reduces torque on neck and increases mobility*

**AIRPLUS® blower model also includes a spark arrestor and pre-filter**

## BASIC SYSTEM SPECIFICATIONS

### Blower Unit

Type	Flow Control
Motor speed	6,000-10,000 RPM
Air supply (min/max)	170 LPM/260 LPM (6/9.5 CFM)*
Case	Impact-Proof ABS
Filter cartridge	Single plug-in
Filter	HEPA
Expandable breathing tube	31.5 in to 63 in
Pre-filter	Yes
Spark arrestor	Yes

### Battery

Type	Lithium-ion
Voltage	7.4 V
Operating time	14 hours at minimum fan speed
Charging time	6 hours
Charging cycles	500

### Charger

Type	DC rectifier
Voltage	120 V / 60 Hz
Output current	8.4 V, 1500 mA
Approvals	UL



# POWERED AIR-PURIFYING RESPIRATOR SYSTEMS

Every work environment is different. That's why WALTER offers the most comprehensive line of PAPR systems in the market. There are several headtops to choose from and build the perfect PAPR system to meet your job site needs.

**MRO OR HEALTHCARE**



SARAN™-COATED TYVEK® HOOD



EZ AIR FLEX



EZ AIR GRINDING/WELDING



EZ AIR ECONOMY



EZ AIR DELUXE

**GRINDING & WELDING**



AIRPLUS® AIRSHIELD®



AIRSHIELD® FLIP FRONT



VISION® X81VX



VISION® BFFVX

**APF 25**

**MATERIAL RESISTANCE** →



**COMPATIBLE WITH ALLEGRO EZ AIR BLOWER**

**WELDING PERFORMANCE** →

**WELDING PERFORMANCE** →



**COMPATIBLE WITH ARCCONE® AIRPLUS®**



**FILTER TYPE:**

High-efficiency particulate air filter (HEPA) will protect against:

- ▷ Hazardous solid dust particles, metal fumes, and mists
- ▷ Stainless steel (hexavalent chromium), galvanized steel (Zinc oxide), steel/manganese alloys, cadmium, and lead fumes.

AIRPLUS® COMPONENT	TYPICAL REPLACEMENT CADENCE	NOTES
Pre-filter	Once a week	Regular replacement of the pre-filter extends the life of the HE particulate filter, saving on consumable costs.
HEPA P3 Filter	At least every month	Do daily checks with airflow indicator and replace when airflow indicator falls below the minimum flow line.
Spark Arrestor	As needed	Replace if deformed and no longer fitting well.



# MRO AND HEALTHCARE PAPR SYSTEMS

## EZ AIR PAPR HOOD

Our EZ Air Powered Air-Purifying Tyvek® Hooded Respirator is a complete particulate system intended for industrial and healthcare workers where combined respiratory, eye, and face protection are required. It includes a motorized, lithium-ion battery-operated system that provides a constant supply of fresh, filtered air over the user's face. At an APF level of 25, it creates an optimal protective pressure inside the respirator hood keeping away harmful particulates. This complete PAPR assembly is also extremely lightweight weighing just under 4 pounds total! Recommended applications are facility maintenance and healthcare facilities. **NIOSH-approved**

Complete PAPR includes:

- ▷ Poly-coated DuPont Tyvek® Hood
- ▷ Breathing tube
- ▷ Blower
- ▷ Waist belt
- ▷ Battery and charger
- ▷ Flow tester
- ▷ HEPA filter



## EZ AIR PAPR POLY-COATED DUPONT TYVEK® HOOD

Description	Order No.
EZ Air Tyvek® PAPR Hood	9933
Replacement Tyvek® Hood Assembly with Suspension	9933-21

**YouTube**  
Video available on the ALLEGRO INDUSTRIES Channel  
[www.youtube.com/AllegroIndustries](http://www.youtube.com/AllegroIndustries)

Complete PAPR assembly:

- Fully disposable hood with bonded/taped seams
- Air channel design delivers air inside hood across the breathing zone with minimal lens fogging
- Lightweight, disposable one-piece suspension with absorbent head band
- Flexible breathing tube inside the downtube sleeve of the hood reduces decontamination time
- Breathing tube directs the air up and over the user's head to allow the air to disperse across the lens to prevent fogging and reduce CO2 build up inside the hood
- Single filter design is easy to install and remove; NIOSH-approved HEPA Filter (42 CFR, Part 84); Filters 99.97% of particulates larger than 0.3 microns
- Rugged, lightweight, and low-profile ABS blower is quiet at 65 dB
- 7.4 V rechargeable lithium-ion battery operates up to 17 hours (minimum speed), 9 hours (maximum speed) on a full charge
- 110-240 Vac, 50-60 Hz smart charger (International kit available with removable plug)
- Waist belt features large heavy-duty belt clips, easy to attach while wearing gloves

# GRINDING AND WELDING PAPR SYSTEMS

*Our extensive line of high-quality grinding and welding products provide workers with better comfort, less fatigue, and improve productivity. ALLEGRO EZ Air PAPRs are intended for industrial applications where respiratory, eye, and face protection are required.*

## EZ AIR PAPR SYSTEM COMPONENTS

1

### CHOOSE A GRINDING OR WELDING HEADTOP



	For grinding applications	For grinding and welding applications	For grinding and welding applications	For grinding and welding applications
Order No.	9937-BHTG	9937-BHTWADF	9935-BHTX54V	9935-BHTX81V
Viewing Area (square inches)	41.2	7.1	7.25	12.6
HD Technology	N/A	✓	✓	✓
Light Shade	N/A	4	4	3
Dark Shade	N/A	9-13	5-14	5-14
Variable Sensitivity	N/A	✓	✓	✓
Variable Delay	N/A	✓	✓	✓
X-Tig Mode	N/A			✓
Cut & Grind Mode	N/A	✓	✓	✓
TIG Rating	N/A	25	5	<5
Arc Sensors	N/A	4	4	5
Digital	N/A	✓	✓	✓
Solar power	N/A	✓	✓	✓
<b>PAPR Kit Order No.</b>	<b>9937-G</b>	<b>9937-WADF</b>	<b>9935</b>	<b>9935-DLX</b>

2

### ADD BLOWER ASSEMBLY



9935-BLW  
(Shown disassembled)  
Includes downtube w/ FR cover, battery, charger, belt, flow tester, HEPA filter, and storage bag

3

### REPLACEMENT HEPA FILTER



9935-FIL  
Replacement (HEPA)

# GRINDING AND WELDING PAPR SYSTEMS



## EZ AIR FLEX SHIELD PAPR

Our EZ Air Flex Shield Powered Air-Purifying Respirator (PAPR) is a complete particulate system providing combined respiratory, eye, and face protection. The durable grinding shield features a large viewing lens that maintains respiratory protection. This motorized, lithium-ion battery-operated system provides a constant supply of fresh, filtered air over the user's face. At an APF level of 25, it creates an optimal protective pressure inside the respirator headtop keeping away particulates of dust, steel, manganese, stainless steel, chromium, galvanized steel, cadmium, lead, and ozone. Recommended applications are grinding, assembly, facility maintenance, machine operations, and sanding. Suggested industries include automotive, food and beverage, pharmaceutical, general manufacturing, metal production and fabrication, military maintenance, repair, and operation (MRO), transportation, and in medical applications. Complies with ANSI Z87.1+ and for face-shield/eye protection. **NIOSH-approved**

- Made from DuPont® super tough flame-retardant nylon that can withstand extreme cold/heat without cracking or deforming
- Large shield design (41.2 in<sup>2</sup>) accommodates safety glasses under the face shield
- Adjustable durable Pera-Lok locking ratcheting headgear with replaceable ultrasoft sweat band
- Comfortable and easily replaceable 100% cotton FR-treated face seal
- Complete headtop assembly weighs 0.46 lbs.
- Shell is 0.28 lbs.
- Air train directs air over the head and across the breathing zone, minimizing fogging
- User control of airflow direction
- Fully open-air setting to mitigate fogging
- Fully closed-air setting to channel airflow to breathing zone
- Lightweight, super comfortable 100% FR-treated face seal
- Easy-change face seal, no more nuts and bolts to fiddle around with



9937-AFFADF  
(Optional snap-on welding shield w/ ADF lens)

Complete PAPR assembly includes:

- ▷ **Shield**
- ▷ **Downtube w/ FR cover**
- ▷ **Blower**
- ▷ **Battery**
- ▷ **Waist belt**
- ▷ **Charger**
- ▷ **Flow tester**
- ▷ **HEPA filter**
- ▷ **Storage bag**

Description	Order No.
EZ Air Flex Shield PAPR	9937-G
EZ Air Flex Shield	9937-BHTG
Optional Snap-On Welding Shield with ADF lens	9937-AFFADF

# GRINDING AND WELDING PAPR SYSTEMS



SCAN TO  
WATCH VIDEO



Video available on the ALLEGRO INDUSTRIES Channel

[www.youtube.com/AllegroIndustries](http://www.youtube.com/AllegroIndustries)



## EZ AIR FLEX GRINDING/WELDING PAPR

Our EZ Air Flex Grinding/Welding Powered Air-Purifying Respirator (PAPR) is a complete particulate system providing combined respiratory, eye, and face protection. The welding helmet features a durable flip-up visor with a grind shield below that maintains respiratory protection while grinding or inspecting welds. This motorized, lithium-ion battery-operated system provides a constant supply of fresh, filtered air over the user's face. At an APF level of 25, it creates an optimal protective pressure inside the respirator headtop keeping away particulates of dust, steel, manganese, stainless steel, chromium, galvanized steel, cadmium, lead, and ozone. Recommended applications are welding, assembly, facility maintenance, grinding, machine operations, and sanding. Suggested industries include automotive, food and beverage, pharmaceutical, general manufacturing, metal production and fabrication, military maintenance, repair and operation (MRO), and transportation. Complies with ANSI Z87.1+ for face-shield/eye protection. **NIOSH-approved**

- Made from DuPont® super tough flame-retardant nylon that can withstand extreme cold/heat without cracking or deforming
- Adjustable durable Pera-Lok locking ratcheting headgear with replaceable ultrasoft sweat band
- Large shield design accommodates safety glasses under the face shield
  - Visor dimension: 7" x 5.4" x 0.040"
  - Viewing area: 41.2 sq. in.
  - Visor thickness: 0.067"
- Complete with comfortable sweatband
- Complete headtop assembly weighs 0.58 lbs.
  - Shell is 0.28 lbs.
  - Visor is 0.12 lbs.
- Direct flow into the helmet with new air-manifold system
- User control of airflow direction
  - Fully open-air setting to mitigate fogging
  - Fully closed-air setting to channel airflow to breathing zone
  - Partially closed air setting for taking the sweat out of welding
  - Lightweight, super comfortable 100% FR-treated face seal
  - Easy-change face seal, no more nuts and bolts to fiddle around with
- APF 25

Complete PAPR assembly includes:

- ▷ **Welding shield w/ ADF lens**
- ▷ **Downtube w/ FR cover**
- ▷ **Blower**
- ▷ **Battery**
- ▷ **Waist belt**
- ▷ **Charger**
- ▷ **Flow tester**
- ▷ **HEPA filter**
- ▷ **Storage bag**

Description	Order No.
EZ Air Flex Grinding/Welding PAPR	9937-WADF
EZ Air Flex Grinding/Welding Headtop	9937-BHTWADF
Replacement ADF Lens Kit	9904-36



# GRINDING AND WELDING PAPR SYSTEMS



## EZ AIR PAPR

Our EZ Air Powered Air-Purifying Respirator (PAPR) is a complete particulate system intended for industrial applications where combined respiratory, eye, and face protection is required. It is a motorized, lithium-ion battery-operated system that provides a constant supply of fresh, filtered air over the user's face. At an APF level of 25, it creates an optimal protective pressure inside the respirator headtop keeping away harmful gases, vapors, particulates, and fumes (dust, steel, manganese, stainless steel, chromium, galvanized steel, cadmium, lead, and ozone\*). Recommended applications are welding, assembly, facility maintenance, grinding, machine operations, and sanding. Suggested industries include automotive, food and beverage, general manufacturing, metal production and fabrication, military maintenance, repair and operation (MRO), and transportation.

Complete PAPR includes:

- ▷ **Welding shield w/ Lens**
- ▷ **Downtube w/ FR cover**
- ▷ **Blower**
- ▷ **Waist belt**
- ▷ **Battery and Charger**
- ▷ **Flow Tester**
- ▷ **HEPA filter**
- ▷ **Storage bag**

*\*Always consult an Industrial Hygienist or Safety Expert to determine if APF will be acceptable for the measured concentration level of your application.*

 **YouTube**  
Video available on the ALLEGRO INDUSTRIES Channel  
[www.youtube.com/AllegroIndustries](http://www.youtube.com/AllegroIndustries)



SCAN TO  
WATCH VIDEO

# GRINDING AND WELDING PAPR SYSTEMS



## EZ AIR ECONOMY PAPR

Complete PAPR assembly with 9935-X54V ADF lens:

- Filter size: 4.5" x 5.25"
- UV/IR: Up to shade 16, permanent outer coating to protect eyes
- Battery: Solar Cells primary with digital lithium-powered backup (lasts 5-10 years)
- Switching time: 1/10,000
- Light Shade Modes: 4
- TIG rating: 5 Amps
- Grind mode: Yes

Description	Order No.
EZ Air Economy PAPR Assembly	9935
EZ Air Economy PAPR Assembly (For International Charging)	9935-E
Replacement ADF Lens Kit	9935-X54V

## EZ AIR DELUXE PAPR

Complete PAPR assembly with 9935-X81V ADF lens:

- Filter size: 4.5" x 5.25"
- UV/IR: Up to shade 16, permanent outer coating to protect eyes
- Battery: Solar Cells primary with digital lithium-powered backup (lasts 5-10 years)
- Switching time: 1/10,000
- Light Shade Modes: 3
- TIG rating: 5 Amps
- Grind mode: Yes

Description	Order No.
EZ Air Deluxe PAPR Assembly	9935-DLX
EZ Air Deluxe PAPR Assembly (For International Charging)	9935-DLXE
Replacement ADF Lens Kit	9935-X81V

## X54V AND X81V ADF LENS CHART

Viewing Area (W x H)	Dark Shade	Magnetic Sensor	Warranty	Standards	Order No.
1.9" x 3.8"	5-14	No	3 years	ANSI/CSA	9935-X54V
3.2" x 3.9"	5-14	Yes "X-TIG"	3 years	ANSI/CSA	9935-X81V

### X54V ADF LENS



- Viewing area: 1.9" x 3.8"
- UV/IR: Up to shade 16, permanent outer coating to protect eyes
- Battery: Solar Cells primary with digital lithium-powered backup (lasts 5-10 years)
- Switching time: 1/10,000
- Light Shade Modes: 4
- TIG rating: 5 Amps
- Grind mode: Yes

**Order No.** 9935-X54V (Included in Economy model)

### X81V ADF LENS



- Viewing area: 3.2" x 3.9"
- UV/IR: Up to shade 16, permanent outer coating to protect eyes
- Battery: Solar Cells primary with digital lithium-powered backup (lasts 5-10 years)
- Switching time: 1/10,000
- Light Shade Modes: 3
- TIG rating: Below 5 amps
- Grind mode: Yes

**Order No.** 9935-X81V (Included in Deluxe model)





# GRINDING AND WELDING PAPR SYSTEMS

*Our extensive line of accessible grinding and welding respiratory products provide workers with better comfort, less fatigue, and improved productivity. The ARCONE® AIRPLUS® PAPR systems are intended for entry-level industrial welding and grinding applications where respiratory, eye, and face protection are required. All ARCONE® models also come with a spark arrestor and pre-filter for added safety.*

## AIRPLUS® SYSTEM COMPONENTS

1

### CHOOSE A GRINDING OR WELDING HEADTOP

	<b>AIRSHIELD®</b> For grinding applications	<b>AIRSHIELD® FLIP FRONT</b> For welding and grinding	<b>VISION® with X81VX</b> For mostly welding applications	<b>VISION® with BFFVX</b> For mostly welding applications
				
<b>Order No.</b>	<b>AP-AR-SH</b>	<b>AP-4500V-AIR</b>	<b>AP-X81VX-1500</b>	<b>AP-BFFVX-1500</b>
Viewing Area (square inches)	41.2	7.1	12.6	17.05
HD Technology	N/A		✓	✓
Light Shade	N/A	4	3	3
Dark Shade	N/A	9-13	5-14	5-13
Variable Sensitivity	N/A	✓	✓	✓
Variable Delay	N/A	✓	✓	
X-Tig Mode	N/A		✓	✓
Cut & Grind Mode	N/A	✓	✓	✓
TIG Rating	N/A	25	<5	5
Arc Sensors	N/A	4	5	3
Digital	N/A		✓	✓
Solar power	N/A	✓	✓	✓ (also comes with USB charger)
<b>PAPR Kit Order No.</b>	<b>AP1K-AIRSH</b>	<b>AP1K-A-4500V</b>	<b>AP1K-V-X81VX</b>	<b>AP1K-V-BFFVX</b>

2

### ADD BLOWER ASSEMBLY

3

### REPLACEMENT HEPA FILTER

## AIRPLUS® SYSTEMS

Order No.	Description
AP-1	AIRPLUS® Powered Air-Purifying System includes Battery, Battery Charger, Waist Belt, Flexible Breathing Tube and Flame-Retardant Cover, Airflow Indicator, Powered Respirator with HEPA filter, Spark Arrestor (2) and Pre-Filter (2).



AP-FIL-03-4  
AIRPLUS® HEPA filter (4-Pack)  
AP-FIL-03-12  
AIRPLUS® HEPA filter (12-Pack)

## AIRPLUS® PARTS AND ACCESSORIES

Order No.	Description
AP-BAT-03	AIRPLUS® Battery
AP-BLW-02	AIRPLUS® Blower Unit (includes one P3 Filter)
AP-CHG-03	AIRPLUS® Battery Charger
AP-FIL-03-4	AIRPLUS® HEPA Filter (4-Pack)
AP-FIL-03-12	AIRPLUS® HEPA Filter (12-Pack)
AP-FIL-04-10	AIRPLUS® Pre-Filter (10 pack)
AP-WBT-01	AIRPLUS® Waist Belt (34.5")
AP-WBT-02	AIRPLUS® Heavy-Duty Leather Waist Belt (52.9")
AP-WBT-EXT	AIRPLUS® Waist Belt Extension (10")
AP-AFI-01	AIRPLUS® AirLow Indicator
AP-SA-01-2	AIRPLUS® Spark Arrestor (2-pack)
AP-WBTSP-01	AIRPLUS® Waist Belt with Suspender
CA-CAC-02	Duffle Bag



# GRINDING AND WELDING PAPR SYSTEMS



AP1K-AIRSH



## AIRSHIELD® PAPR SYSTEM

ARCONE®'s AIRSHIELD® Powered Air-Purifying Respirator (PAPR) is a complete particulate system providing combined respiratory, eye, and face protection, suitable for grinding applications with large viewing area. This motorized, lithium-ion battery-operated system provides a constant supply of fresh, filtered air over the user's face. The optimal protective pressure inside the respirator headtop keeps away particulates of dust, steel, manganese, stainless steel, chromium, galvanized steel, cadmium, lead, and ozone. This unit is recommended for grinding, assembly, facility maintenance, machine operations, and sanding. Complies with ANSI Z87.1+ for face-shield/eye protection. **NIOSH-approved**

- Made from DuPont® super tough flame-retardant nylon that can withstand extreme cold/heat without cracking or deforming
- Large shield design (41.2 in<sup>2</sup>/265.6 cm<sup>2</sup>) accommodates safety glasses under the face shield
- Adjustable durable Pera-Lok locking ratcheting headgear with replaceable ultrasoft sweat band
- Comfortable and easily replaceable 100% cotton FR-treated face seal
- Complete headtop assembly weighs 0.46 lbs. (208 grams)
- Shell is 0.28 lbs. (130 grams)
- Air Train directs air over the head and across the breathing zone, minimizing fogging
- User control of airflow direction
  - Fully open-air setting to mitigate fogging
  - Fully closed-air setting to channel airflow to breathing zone
  - Lightweight, super comfortable 100% FR-treated face seal
  - Easy-change face seal; remove or replace with ease
- APF 25

Complete PAPR assembly includes:

- ▷ **Welding shield**
- ▷ **Breathing tube with FR cover**
- ▷ **AIRPLUS® blower unit**
- ▷ **Lithium-ion battery**
- ▷ **Charger**
- ▷ **FR waist belt**
- ▷ **Flow tester**
- ▷ **HEPA filter**
- ▷ **Pre-filter**
- ▷ **Spark arrestor**
- ▷ **Duffle bag**

Description	Order No.
AIRPLUS®: AIRSHIELD®	AP-AR-SH
AP FACE SEAL FOR AIRSHIELD®	AP-HFS-02
2 PK CLEAR VISOR FOR AIRSHIELD®	AIR-CL
AIRPLUS® AIRDUCT ASSEMBLY W HEADGEAR	AP-AIRDUCT-01
AIRPLUS® HG KIT: KNOBS, SCREWS	AP-HG-K
AIRPLUS® SWEATBAND 2 PACKS	AP-SWB-01



# GRINDING AND WELDING PAPR SYSTEMS



AP1K-A-4500V



## AIRSHIELD® FLIP FRONT PAPR SYSTEM

The ARCONE® flip-front Grinding/Welding Powered Air-Purifying Respirator (PAPR) is a complete particulate system providing combined respiratory, eye, and face protection. The welding flip-front features a 4500V lens with True Color Technology with a grind shield below that maintains respiratory protection while grinding or inspecting welds. This motorized, lithium-ion battery-operated system provides a constant supply of fresh, filtered air over the user's face. With an APF level of 25, it creates an optimal protective pressure inside the respirator headtop keeping away particulates of dust, steel, manganese, stainless steel, chromium, galvanized steel, cadmium, lead, and ozone. Recommended applications are welding, assembly, facility maintenance, grinding, machine operations, and sanding. Complies with ANSI Z87.1+ for face-shield/eye protection. **NIOSH-approved**

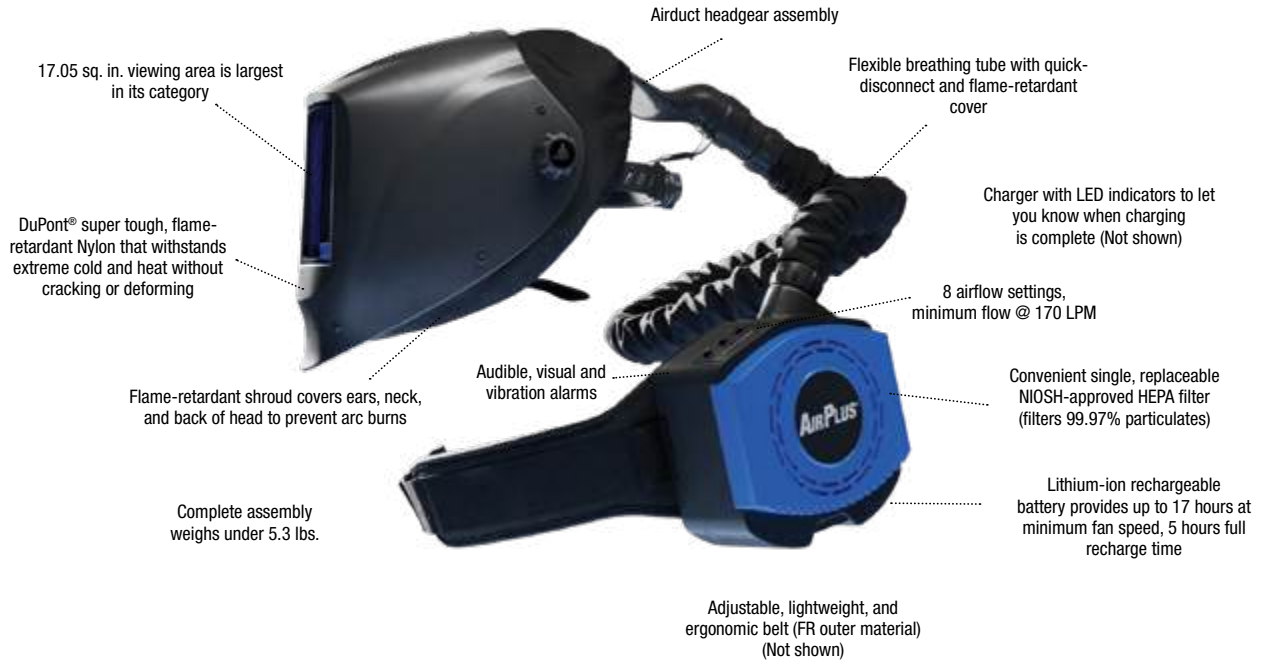
- Made from DuPont® super tough flame-retardant nylon that can withstand extreme cold/heat without cracking or deforming
- Adjustable durable Pera-Lok locking ratcheting headgear with replaceable sweat band
- Large shield design accommodates safety glasses under the face shield
  - Viewing area: 41.2 sq. in. (26560 mm<sup>2</sup>)
  - Visor thickness: 0.067" (1.7 mm)
- Flip-up welding visor features
  - 7.1-square-inch viewing area
  - Dark shade 9-13
  - TIG Rating of 25
  - 4 Arc Sensors
  - Solar-powered welding lens; no need for replaceable batteries
- Complete headtop assembly weighs 0.58 lbs. (265 grams)
- Direct flow into the helmet with new air-manifold system
- User control of airflow direction
  - Fully open-air setting to mitigate fogging
  - Fully closed-air setting to channel airflow to breathing zone
  - Partially closed-air setting for taking the sweat out of welding
  - Lightweight, super comfortable 100% FR-treated face seal
  - Easy-change face seal
- APF 25

Complete PAPR assembly includes:

- ▷ **Welding shield**
- ▷ **Breathing tube with FR cover**
- ▷ **AIRPLUS® blower unit**
- ▷ **Lithium-ion battery**
- ▷ **Charger**
- ▷ **FR waist belt**
- ▷ **Flow tester**
- ▷ **HEPA filter**
- ▷ **Pre-filter**
- ▷ **Spark arrestor**
- ▷ **Duffel bag**
- ▷ **Headgear: 15-HG**
- ▷ **Sweatbands: 06-HGSB-2**  
(2 Pack for the Front) ; 07-HGSB (1 for Rear)

Description	Order No.
AIRPLUS®: AIRSHIELD®	AP-AR-SH
AIRSHIELD® ADF FLIP FRONT	AIR-ADFFA
4500V 4/9-13 REPLACEMENT	4500V
PACKAGED 110X90MM COVER PLATE	04-OP
10 PACK 90 X 110 MM COVER PLATE	04-OP-10
PACKAGED 2X4 COVER PLATE	03-OP
10 PACK 2X4" COVER PLATE	03-OP-10
2 PK CLEAR VISOR FOR AIRSHIELD®	AIR-CL
AP FACE SEAL FOR AIRSHIELD®	AP-HFS-02

# GRINDING AND WELDING P APR SYSTEMS



## VISION® BFFVX P APR SYSTEM

The ARCONE® P APR System with VISION® BFFVX welding helmet combines the long battery life from the AIRPLUS® with the large viewing area and unparalleled optical clarity of the VISION® BFFVX welding hood. This unit is intended for industrial welding applications where respiratory protection is required. With an APF level of 25, it creates an optimal protective pressure inside the respirator headtop keeping away harmful gases, vapors, particulates, and fumes (dust, steel, manganese, stainless steel, chromium, galvanized steel, cadmium, lead, and ozone\*). Complies with ANSI Z87.1+ and CAN/CSA Z94.3 for face-shield/eye protection. **NIOSH-approved**

Description	Order No.
VISION® Helmet QUICK FACE SEAL	AP-HFS-03
VISION® QUICK FACE SEAL KIT	AP-QCFS-K1
AIRPLUS® AIRDUCT ASSEMBLY W HEADGEAR	AP-AIRDUCT-01
BFF FILTER WITH USB CORD	BFFVX
PACKAGED 4X5, 5X4 COVER PLATE	02-OP
10 PACK OF 4X5, 5X4 COVER PLATE	02-OP-10
AIRPLUS® HG KIT: KNOBS, SCREWS	AP-HG-K
AIRPLUS® SWEATBAND 2 PACKS	AP-SWB-01

### BFFVX LENS SPECIFICATION

- ▷ 17-square-inch viewing area
- ▷ Light state: 3
- ▷ Dark state: 5-13
- ▷ Largest viewing area in its category
- ▷ HD technology
- ▷ Grind mode
- ▷ 2 optical sensors, 1 magnetic sensor
- ▷ Fully solar-powered, with additional USB charger



# GRINDING AND WELDING PAPR SYSTEMS



AP1K-V-X81VX



## VISION® X81VX PAPR SYSTEM

The ARCONe® PAPR System with VISION® X81VX welding helmet combines the long battery life from the AIRPLUS® with the unparalleled optical clarity and sensitivity of the VISION® X81VX welding hood. This unit is intended for industrial welding applications where respiratory protection is required. With an APF level of 25, it creates an optimal protective pressure inside the respirator headtop keeping away harmful gases, vapors, particulates, and fumes (dust, steel, manganese, stainless steel, chromium, galvanized steel, cadmium, lead, and ozone\*). Complies with ANSI Z87.1+ and CAN/CSA Z94.3 for face-shield/eye protection. **NIOSH-approved**

Description	Order No.
VISION® Helmet QUICK FACE SEAL	AP-HFS-03
VISION® QUICK FACE SEAL KIT	AP-QCFS-K1
AIRPLUS® AIRDUCT ASSEMBLY W HEADGEAR	AP-AIRDUCT-01
81MM DIGITAL FILTER WITH X-TIG	X81VX
PACKAGED 4X5, 5X4 COVER PLATE	02-0P
10 PACK OF 4X5, 5X4 COVER PLATE	02-0P-10
PACKAGED 110X90MM COVER PLATE	04-0P
10 PACK 90 X 110 MM COVER PLATE	04-0P-10
AIRPLUS® HG KIT: KNOBS, SCREWS	AP-HG-K
AIRPLUS® SWEATBAND 2 PACKS	AP-SWB-01

### X81VX LENS SPECIFICATION

- ▷ 12.6-square-inch viewing area
- ▷ Light state: 3
- ▷ Dark state: 5-14
- ▷ HD Technology
- ▷ Grind mode
- ▷ 4 optical sensors
- ▷ 1 magnetic sensor

# THE AIRPLUS® SYSTEM



Number	Description	Part Number
1	Face Seal	AIRSHIELD®/AIRSHIELD® FLIP FRONT: AP-HFS-02 VISION® QUICK FACE SEAL: AP-HFS-03 VISION® FACE SEAL: AP-HFS-01 *model held by fastener
2	Airduct assembly with headgear	AP-AIRDUCT-01
3	Breathing tube & fire retardant cover Fire retardant cover replacement (cover only)	AP-BTC-03 AP-BT3-FR
4	Flame-retardant waistbelt	AP-WBT-01
5	Battery charger with universal plugs	AP-CHG-03
6	Heavy-duty lithium-ion 6-cell battery	AP-BAT-03
7	AIRPLUS® blower unit	AP-BLW-02
8	HEPA filter (Pack of 4 or 12)	AP-FIL-03-4 (Pack of 4) AP-FIL-03-12 (Pack of 12)
9	Pre-filter (10 pack)	AP-FIL-04-10
10	Spark arrestor (2 pack)	AP-SA-01-2
11	Airflow indicator	AP-AFI-01



# STORAGE & CARRY BAGS



## RESPIRATOR STORAGE BAGS

Reusable storage bags keep equipment contaminant free. Large (14" x 16") transparent bag with zipper. Made of tough 10 mil. poly to last longer and hold half-mask or full-mask sizes. Cleaning instructions are printed on bag.

Description	Order No.
14"w x 16"h	2000



## LARGE DISPOSABLE RESPIRATOR STORAGE BAGS

Single use disposable storage bags with gusset help prevent cross contamination of any personal safety equipment such as respirators or earmuffs. These large bags come with pressure-sensitive seals where cleaning information can be recorded. Packaged with 100 in a reusable storage bag.

Description	Order No.
11"w x 8"d x 21"h	4001-05



## EXTRA-LARGE DISPOSABLE RESPIRATOR STORAGE BAGS

Reduce personal safety equipment contamination by using these extra-large single use disposable storage bags. Built with gusset for extra space, these bags are perfect for full-masks, half-masks, and earmuffs. Pressure sensitive labels allow for cleaning documentation. Packaged with 50 in a reusable storage bag.

Description	Order No.
12"w x 8"d x 28"h	4001-06



## RESPIRATOR AND EQUIPMENT CARRY BAGS

Belt mounted for carrying respirators, gloves, goggles, and small tools. Constructed of lightweight nylon reinforced vinyl fabric with hook-and-loop closure to protect equipment from dust and moisture. Available in half-mask and full-mask sizes.

Description	Order No.
Half-Mask Size (7"w x 4"d x 9"h)	2010
Full-Mask Size (9"w x 5"d x 11"h)	2020



## FULL-MASK STORAGE BAG

This easy-to-store 16" x 14" bag is made with cotton outer fabric and fleece inside to protect mask. A clear plastic window pocket allows for personal identification. Designed with a drawstring closure, an added locking device feature and special hook which allows you to hang bag when stored. Will fit all full-size mask respirators.

Description	Order No.
16"w x 14"h	2025



## DELUXE FULL-MASK STORAGE BAG

This 10" diameter full-mask storage bag features a durable polyester outer shell and fleece inside that protects mask from scratches. Added features include a breathable PVC mesh covering, drawstring closure, and carrying strap designed to be used over the shoulder or for hand carry. Zippered inside and outside pockets allow extra storage for lens protectors and accessories. Hook is provided to hang bag when stored and drain hole is at base of bag. Clear plastic window pouch for personal identification. Will accommodate all sizes of full-mask respirators.

Description	Order No.
10" diameter x 12"h	2025-01



# DONE RIGHT

**KORY NIEMI**  
SENIOR WELDER

//  
**You're only as good  
as your last job.  
So I need consistent,  
efficient tools  
to outdo myself.**

//

For as long as he can remember, Kory Niemi has loved working, getting physical, and taking pride in his craft. When at the crossroads between attending university or enrolling in trade school, he chose the latter, embarking on what's now become his career and passion: welding massive industrial structures.

"Since my first school project," he says, "I've always wanted to feel great about my work and to know it's the absolute best it can be."

Now a senior welder with 15 years of experience under his belt, Kory's projects are intimidating in size and complexity. His employer manufactures large industrial tanks, stacks, pressure vessels, and custom equipment, some pieces weighing up to 244 tons.

"Everything needs to run smoothly, everything needs to flow, and I need tools I can rely on." He describes the long days he spends working at heights and inside tight, uncomfortable spaces, as well as the rigorous inspections his pieces go through. "My work needs to be flawless because it goes through X-rays and tons of testing. If something fails, it delays the whole process and time gets wasted."

Kory attributes his meticulousness and commitment to precision to his family, who taught him at a young age to always do things right. "I want every weld to be perfect and I want every piece to shine," he says, adding that his desire to keep evolving and getting better often keeps him up at night. "Working isn't just something I like doing, it's something I need to do," he emphasizes.

The last and most satisfying part of each job, he says, is watching the piece leave the shop on its way to its final destination. "We have to take the doors off the warehouse to get it out, the police come to guide traffic and hydro teams lift the power lines so it can pass underneath." Once the structure disappears over the horizon, Kory heads back inside, flips down his helmet, and gets to work on his next piece.

His teacher once told him, "You're only as good as your last job" – a philosophy that continues to guide him today. "I want each job to always exceed the last one that I did. That's my drive."

 **WALTER**  
Achieve Greatness™



# 02

## HEAD AND FACE PROTECTION



**ARCONE®**




ARCONE®'s above-the-neck head and face protection solutions make safety accessible to every welder. Our solutions provide superior optical clarity and sensitivity and larger viewing areas to help increase welding quality and productivity without sacrificing safety.



## AUTO-DARKENING PROTECTION

### WELDING LENS SHADE SELECTION GUIDE

Choose the shade that's right for your welding application. Shade numbers are given as a guide only and may be varied to suit individual needs.

Process	Electrode size in inches (mm)	Arc current (Amperes)	Minimum protective Shade	Suggested shade No. (Comfort)
 Shielded Metal Arc Welding (SMAW)	Less than 3/32 (2.4)	Less than 60	7	—
	3/32–5/32 (2.4–4.0)	60–160	8	10
	5/32–1/4 (4.0–6.4)	160–250	10	12
	More than 1/4 (6.4)	250–550	11	14
 Gas Metal Arc Welding (GMAW) and Flux Cored Arc Welding (FCAW)	Less than 60	Less than 60	60	7
	60–160	60–160	10	11
	160–250	160–250	10	12
	250–500	250–500	10	14
 Gas Tungsten Arc Welding (GTAW)	Less than 50	Less than 50	8	10
	50–150	50–150	8	12
	150–500	150–500	10	14
Air Carbon Arc (Light)		Less than 500	10	12
Cutting (CAC-A) (Heavy)		500–1000	11	14
Plasma Arc Welding (PAW)	Less than 20	Less than 20	6	6 to 8
	20–100	20–100	8	10
	100–400	100–400	10	12
	400–800	400–800	11	14
Plasma Arc Cutting (PAC)	Less than 20	Less than 20	4	4
	20–40	20–40	5	5
	40–60	40–60	6	6
	60–80	60–80	8	8
	80–300	80–300	8	9
	300–400	300–400	9	12
Torch Brazing (TB)		—	—	3 or 4
Torch Soldering (TS)		—	—	2
Carbon Arc Welding (CAW)		—	—	14

#### PRO TIP!

As a rule of thumb, start with a shade that is too dark to see the weld zone. Then go to a lighter shade which gives sufficient view of the weld zone without going below the minimum.

The chart above is published in ANSI Z49.1 – "Safety in Welding, Cutting and Allied Processes" on AWS.org

## NEW



**ARCONE® LENSES OFFER BETTER OPTICAL CLARITY, SO WELDERS CAN SEE COLORS LIKE THEY'VE NEVER SEEN BEFORE.**



HD SINGLES LENS



NON-HD LENS

## HD TECHNOLOGY

See color in its truest form with ARCONE®'s new HD Technology. This innovative technology increases the range of visible light when looking through the lens, and while welding. By increasing the range of light, more natural colors can be seen, providing a clearer, more defined view of your work area.

HD Technology allows a wider range of visible light on the color spectrum, versus True Color, which tends to be more on the blue side of the spectrum, showing a slightly blue tint when looking through the lens.



# AUTO-DARKENING LENSES

Looking for an upgrade to your existing welding lens?  
We've got you covered with the ARCONE® SINGLES Retro-fit Lens lineup.

- ▷ HD Technology
- ▷ Compatible with most 2 x 4 welding helmets
- ▷ Light shade of 2.5 provides clearer view when not in use
- ▷ Low-power solar technology allows lens to function without drawing much energy
- ▷ No battery changes. Ever.



SS240-V



S240-10

Order No.	Description and dimensions	Light shade	Dark shade	Sensitivity	Grind mode	Delay	Tig rating	Sensors	Viewing area (sq. in.)
<b>SINGLES®</b>		<b>HIGH-DEFINITION TECHNOLOGY</b>							
S240-8	SINGLES HD 2x4" (2 x 4 ¼ x .2")	2.5	8	Fixed	N	N	50	2	5.25
S240-9	SINGLES HD 2x4" (2 x 4 ¼ x .2")	2.5	9	Fixed	N	N	50	2	5.25
S240-10	SINGLES HD 2x4" (2 x 4 ¼ x .2")	2.5	10	Fixed	N	N	50	2	5.25
S240-11	SINGLES HD 2x4" (2 x 4 ¼ x .2")	2.5	11	Fixed	N	N	50	2	5.25
S240-12	SINGLES HD 2x4" (2 x 4 ¼ x .2")	2.5	12	Fixed	N	N	50	2	5.25
S450-9	SINGLES HD 4x5" (4 ½ x 5 ¼ x .2")	2.5	9	Fixed	N	N	50	2	5.25
S450-10	SINGLES HD 4x5" (4 ½ x 5 ¼ x .2")	2.5	10	Fixed	N	N	50	2	5.25
S450-11	SINGLES HD 4x5" (4 ½ x 5 ¼ x .2")	2.5	11	Fixed	N	N	50	2	5.25
S450-12	SINGLES HD 4x5" (4 ½ x 5 ¼ x .2")	2.5	12	Fixed	N	N	50	2	5.25
S540-10	SINGLES HD 5x4" (5 ¼ x 4 ½ x .2")	2.5	10	Fixed	N	N	50	2	5.25
S540-11	SINGLES HD 5x4" (5 ¼ x 4 ½ x .2")	2.5	11	Fixed	N	N	50	2	5.25
S540-12	SINGLES HD 5x4" (5 ¼ x 4 ½ x .2")	2.5	12	Fixed	N	N	50	2	5.25
<b>SUPER SINGLES VARIABLE®</b>		<b>HIGH-DEFINITION TECHNOLOGY</b>							
SS240-V	SUPER SINGLES Variable 2 x 4" (2 x 4 ¼" x .25")	3	6-13	Fixed	Y	Variable	10	2	5.25
<b>TRADESMAN</b>		<b>Entry-level 2 x 4 retrofit auto-darkening welding lens</b>							
T240-10	Tradesman ADF 2x4	3	10	Fixed	N	N	50	2	5.25

## AUTO-DARKENING LENSES

Order No.	Description and dimensions	Light Shade	Dark Shade	Sensitivity	Grind Mode	Delay	TIG Rating	Sensors	Viewing Area (sq. in.)	Battery
<b>Professional-grade</b>		Entry-level, for welders who occasionally grind. Best options for students!								
1000F	Shade Master® Professional-Grade True Color Technology	4	9-13	Variable	Y	Variable	25	2	6.0	
4500V	Shade Master Digital Professional-Grade True Color Technology	4	5/7/9-13	Variable	Y	Variable	5 amp	4	7.28	CR2450 Backup Battery
<b>Digital industrial</b>		Industrial-grade lenses for welders who perform diverse welding work, TIG weld, and require clearest vision.								
X54V	5x4" Digital ASIC (5 ¼ x 4 ½ x .244")	4	9-13	Variable	Y	Variable	5	2	7.25	
X54Vi	5x4" Digital ASIC HD (5 ¼ x 4 ½ x .267")	4	5-14	Variable	Y	Variable	5	4	7.25	
<b>HD digital industrial</b>		Industrial-grade, for welders working on complex and varied projects. ARCONE®'s most premium lens.								
X81VX	Xtreme® Digital ASIC w/ X-TIG - HD 5x4" (5 ¼ x 4 ½ x .295")	3	5-14	Variable	Y	Variable	3	5	12.6	
<b>XTREME®</b>		Industrial-grade lenses for welders who perform different tasks, TIG weld, and require a larger viewing area.								
X450V	Xtreme® 4x5" Variable (4 ½ x 5 ¼ x .267")	3	9-12	Variable	Y	Variable	5	4	12.6	
<b>BFF®</b>		Industrial-grade; for welders working on complex and varied projects. This lens has the largest viewing area in its category.								
BFFVX	BFF HD Digital Lens with X-TIG	3	5-13	Variable	Y	2 delay settings: Delay 0.1 and 2 sec.	5	3	17	

**NEW & IMPROVED**

**NEW & IMPROVED**

Order No.	Description and dimensions	Light shade	Dark shade	Sensitivity	Grind mode	Delay	Tig rating	Sensors	Viewing area	
<b>SHADE MASTER®</b>		Professional European-model lens, smaller and lighter format								
5500V	Shade Master® ASIC - 110x90mm	4	5-14	8 Settings	Y	8 Settings	5	2	7.25	
7500VX	Shade Master® ASIC w/ X-TIG & HD - 110x90mm	3	5-14	8 Settings	Y	8 Settings	<5	3	9.3	



### SEE COLOR IN ITS TRUEST FORM WITH ARCONE®'S HD TECHNOLOGY.

*This innovative technology increases the range of visible light when looking through the lens and while welding. By increasing the range of light, more natural colors can be seen, providing a clearer, more defined view of your work area.*



# REDUCE DOWNTIME SPENT SCRAPING SPATTER & REPLACING WELDING NOZZLES



WALTER'S 5X LONGER-LASTING CERAMIC-COATED NOZZLES  
WILL **REDUCE YOUR OPERATION COSTS!**

See page 42 for all available models

# WELDING HELMET SERIES

Every welder is different. That's why we offer a wide selection of lens options, all specifically designed to help you optimize your welding productivity.

## HAWK® WELDING HELMET SERIES

The HAWK® provides excellent head, neck and ear coverage.

▷ Can be retrofitted with any ARCONE® SINGLES Lens

## CARRERA™ WELDING HELMET SERIES

The CARRERA™ ARCONE® helmet is ultra-light and has a sleek, modern wider-fit design.

▷ Built with many features from the premium welding hoods, but designed with budget in mind

▷ Wider fit can accommodate half-mask respirators



Order No.	H-0300	S240-10-0300	SS240-V-0300	1000F-0100	4500V-0100	3500V-1600
<b>Best for:</b>	Passive lens for the occasional welder, DIY	Entry-level for the occasional welder, students, DIY		Entry-level for the occasional welder, students, DIY		
Viewing Area	8.5 sq. in	5.25 sq. in	5.25 sq. in	6 sq. in	7.28 sq. in.	12.2 sq. in
HD Technology						
Light Shade		2.5	3	4	4	3
Dark Shade	10	10	6-13	9-13	5/7/9-13	5-8/ 9-13
Variable Sensitivity				✓	✓	✓
Variable Delay			✓	✓	✓	✓
X-TIG®						
Mode			Grind, Weld	Grind, Weld	Grind, Cut, Weld	Grind, Cut, Weld
TIG Rating		50 amps	10 amps	25 amps	5 amps	<5 amps
Arc Sensors	n/a	2	2	2	4	4
Digital			✓		✓	✓
Solar powered		✓	✓	✓	Solar & Battery	✓

**Viewing Area:** The total area through which the user can see. Larger viewing areas tend to be preferable for welding in different positions or all-day use because they increase peripheral vision.

**HD Technology:** This innovative technology increases the range of visible light seen through the lens providing a clearer, more defined view of the work area.

**Light State:** The shade when the welding filter is not welding. The lighter the light state, the better the welder can see their work area.

**Dark State:** The range of shades that determine how dark the filter will get when the arc is struck. Required darkness depends on the welding application.

**Variable Sensitivity:** Welding lens feature that allows the user to set the sensitivity of the sensors. High sensitivity is required for low-light or low amperage applications; Low Sensitivity is ideal for intense light- or high-amperage applications.

**Variable Delay:** Lens feature that allows the welder to set the number of seconds it takes the lens to switch back to its light shade after the weld is complete.



## VISION<sup>®</sup> WELDING HELMET SERIES

The VISION<sup>®</sup> helmet is light, slim, and will fit into tight areas, all while offering optimal face, ear and neck coverage.

- ▷ **Best-in-class optical clarity and sensitivity**
- ▷ **Patented cover plate quick-change system**
- ▷ **Dust and water resistance**
- ▷ **Meet ANSI and CSA standards**

## ORBIT<sup>™</sup> WELDING HELMET

Three high-definition auto-darkening lenses provide optimal peripheral vision

- ▷ **24-square-inch viewing area thanks to 3 lenses that improve peripheral view of surroundings**
- ▷ **Wider-fit design made for comfortable welding**



NEW & IMPROVED

NEW & IMPROVED

Order No.	V-1500	1000F-1500	4500V-1500	X54V-1500	X54VI-1500	X81VX-1500	BFFVX-1500	BFFVX3-1800
<b>Best for:</b>	Passive lens for the occasional welder, DIY	Entry-level for the occasional welder, students, DIY		Professional for the everyday welder		Industrial for the everyday welder working on different types of complex projects		Industrial-grade; for welders needing great peripheral vision
Viewing Area	25.5 sq. in	6 sq. in.	7.28 sq. in	7.25 sq. in.	7.25 sq. in.	12.6 sq. in	17 sq. in	24 sq. in. (17.05 main, 2 x 3.5 sq. in ADF side-lenses)
HD Technology								
Light Shade		4	4	4	4	3	3	3
Dark Shade	10	9-13	5/7/9-13	9-13	5-14	5-14	5-13	5-13
Variable Sensitivity		✓	✓	✓	✓	✓	✓	✓
Variable Delay		✓	✓	✓	✓	✓	✓	✓
X-TIG <sup>®</sup>						✓	✓	✓
Cut & Grind Mode		✓	✓	✓	✓	✓	✓	✓
TIG Rating		25 amps	5 amps	5 amps	5 amps	3 amps	5 amps	3 amps
Arc Sensors	n/a	2	4	2	4	5	3	3
Digital			✓	✓	✓	✓	✓	✓
Solar powered		✓	Solar & Battery	✓	✓	✓	Solar/USB rechargeable battery	Solar/USB rechargeable battery

**X TIG<sup>®</sup>:** A mode designed for welding in an environment with obstructed views. Sensors are triggered by the electromagnetic field created when welding.

**Cut & Grind Mode:** Ideal if you frequently switch between welding, cutting, or grinding.

**Tig Rating:** The minimum light or amperage for which the auto-darkening lens will activate.

**Arc Sensors:** An increased number of arc sensors makes the lens more sensitive and provides better lens response.

**Digital:** Whether or not the auto-darkening lens has a digital display.

**Solar Powered:** Whether or not the lens has a solar battery. ARCONE<sup>®</sup>'s VISION<sup>®</sup> BFFVX hood can last up to 6 months on a single charge.

## HAWK® WELDING HELMET SERIES



The HAWK® is perfect for general welding applications. It is one of the lightest helmets, comfortable for all-day use. The HAWK® provides excellent head, neck, and ear coverage.

**HAWK® BENEFITS**

- ▷ 2x4" viewing area
- ▷ 03-OP outside and inside cover plate
- ▷ 04-HG replacement headgear
- ▷ Can be retrofitted with any ARCONE® SINGLES lens
- ▷ HD Technology
- ▷ Good face, ear, and neck face coverage
- ▷ Lightweight hood
- ▷ Wide fit, can be worn with glasses underneath

**ALL HAWK® HOODS INCLUDE**

HD Technology Solar-powered

**NEW & IMPROVED**

Order No.	T240-10-0300	S240-10-0300	SS240-V-0300
Viewing Area	5.25 sq. in	5.25 sq. in	5.25 sq. in
HD Technology			
Light Shade	3	2.5	3
Dark Shade	10	10	6-13
Variable Sensitivity	Fixed Sensitivity	Fixed Sensitivity	Fixed Sensitivity
Variable Delay			✓
Grind Mode	✓		✓
TIG Rating	50 amps	50 amps	10 amps
Arc Sensors	2	2	2
Solar powered	✓	✓	✓
Inside and Outside Cover Plate	03-OP	03-OP	Ext: 03-OP Int: 03-IP Digital Display

For full accessories listing, please see page 582

# CARRERA™ WELDING HELMET SERIES



0100



0110



0141



0171

## CARRERA™ BENEFITS

- ▷ Unparalleled optical clarity and sensitivity reduces eye strain
- ▷ True Color Technology broadens viewable color range for better view of the weld pool
- ▷ Lightweight shell for all-day comfort
- ▷ Wider fit can accommodate an elastomeric half-mask underneath

Available with different decal versions!



**NEW & IMPROVED**

## ALL CARRERA™ HOODS INCLUDE



Best-in-class optical clarity and sensitivity



Wide Dark Shade Range



Grind mode



True Color Technology

	1000F-0100	4500V-0100
<b>Best for:</b>	Budget-friendly for welders who occasionally grind.	For welders who occasionally grind and appreciate a larger viewing area.
Viewing Area	6 sq. in.	7.23 sq. in
Light Shade	4	4
Dark Shade Range	9-13	5/7/9-13
Variable Sensitivity	✓	✓
Variable Delay	✓	✓
Grind Mode	✓	✓
TIG Rating	25 amps	5 amps
Arc Sensors	2	4
Solar-Powered	✓	Solar & Battery
Outside Cover Plate	04-OP	04-OP
Inside Cover Plate	03-OP	03-OP

For full accessories listing, please see page 582

**ARCONE®****SPY™ AUTO-DARKENING WELDING HELMET**

The ARCONE® SPY™ helmet is your versatile, go-to hood for all welding projects, perfect for students and industrial welders alike seeking performance and advanced features. Combining a large viewing area with a wide shade range, this hood provides an unparalleled vision. With its comfort-first design, the SPY™ helmet is designed to keep welders productive all day, regardless of the environment.

**SPY™ BENEFITS**

- ▷ Large 12.2 square inch viewing area with wide variety of shade options for versatility to perform a variety of welding tasks
- ▷ TrueColor Technology broadens viewable color range for better view of the weld pool
- ▷ Ratchet headgear with integrated foam pad allows for maximum all-day comfort
- ▷ Powered by replaceable CR2450 battery & solar panel
- ▷ Can be used for low-amp TIG welding

**SPY™ HELMET INCLUDES**

Grind mode



True Color Technology



Wide Dark Shade Range

Order No.	3500V-1600
Viewing Area	12.2 sq. in.
Digital	✓
Light Shade	3
Dark Shade Range	5-8 / 9-13
Sensitivity	10 levels
Delay	0.2 to 1 second
Mode	Grind, Cut & Weld
TIG Rating	<5 amps
Arc Sensors	4
Solar powered	✓
Outside cover plate	02-OP
Inside cover plate	07-IP

For full accessories listing, please see page 582



**VISION® WELDING HELMET SERIES**



1500



1523



1555

**VISION BFFVX BENEFITS**

- ▷ 17.05-square-inch viewing area improves weld pool vision as well as peripheral view of surroundings
- ▷ Unparalleled optical clarity and sensitivity
- ▷ X-TIG mode for welding when views are obstructed
- ▷ Slim fit design made for welding in tight areas
- ▷ Solar powered means no battery changes. Ever.
- ▷ USB charger for on-the-go charging
- ▷ Patented cover-plate quick-change system
- ▷ New & Improved! Digital lens

**LARGEST VIEWING AREA**



**NEW & IMPROVED**

**ALL VISION® HOODS INCLUDE**



Best-in-class optical clarity and sensitivity



Wide Dark Shade Range



HD Technology



Patented cover-plate Quick Release system



Solar-powered



16-HG

**NEW!**  
**VISION® helmet improved headgear!**

**INCREASED COMFORT FOR THE WELDER**

ARCONE®'s new and improved headgear includes a comfort gel pad specially designed for all-day wear.

	X54V-1500	X54VI-1500	X81VX-1500	BFFVX-1500
<b>Best for:</b>	Professional-grade; for welders who TIG weld and like clear vision	Professional-grade; budget-friendly for welders who perform wide range of tasks and like clear vision	Industrial-grade; for welders working of complex varied projects. This is ARCONE®'s most premium hood.	Industrial-grade; for welders working of complex varied projects requiring good vision.
Viewing Area	7.25 sq. in.	7.25 sq. in.	12.6 sq. in.	17.05 sq. in.
HD Technology	<b>HD</b>	<b>HD</b>	<b>HD</b>	<b>HD</b>
Light Shade	4	4	3	3
Dark Shade	9-13	5-14	5-14	5-13
Variable Sensitivity	✓	✓	✓	✓
Variable Delay	✓	✓	✓	✓
X-TIG®			✓	✓
Grind Mode	✓	✓	✓	✓
TIG Rating	5 amps	5 amps	3 amps	5 amps
Arc Sensors	2	4	5	3
Digital	✓	✓	✓	✓
Solar powered	✓	✓	✓	✓ (Also includes USB charger)
Outside Cover Plate	02-OP	02-OP	02-OP	02-OP
Inside Cover Plate	08-IP	08-IP	04-OP	02-OP

For full accessories listing, please see page 582



# ORBIT™ WELDING HELMET



Three high-definition auto-darkening lenses provide optimal peripheral vision

### ORBIT™ BFFVX3 BENEFITS

- ▷ 24-square-inch viewing area thanks to 3 lenses that improve peripheral view of surroundings
- ▷ External controls for shade adjustment and grind mode
- ▷ Unparalleled optical clarity and sensitivity
- ▷ X-TIG mode for welding when views are obstructed
- ▷ Wider-fit design made for comfortable welding
- ▷ Solar-powered
- ▷ USB charger included for on-the-go back-up charging

### ORBIT™ HOODS INCLUDE



Best-in-class optical clarity and sensitivity



Wide Dark Shade Range



HD Technology



Grind mode



Solar-powered

Order No.	BFFVX3-1800
<b>Best for:</b>	Industrial-grade; for welders needing great peripheral vision
Viewing Area	24 sq. in.
HD Technology	✓
Light Shade	3
Dark Shade Range	5-13
Side Windows Dark Shade	6
Variable Sensitivity	✓ external controls
Variable Delay	0.1 to 2 seconds
X-TIG	✓
Grind Mode	✓ external controls
TIG Rating	< 5 amps
Arc Sensors	3
Digital	✓
Solar-Powered	✓
Outside Cover Plate	10-OP
Inside Main Cover Plate	02-OP
Inside Side Cover Plates	11-IP

For full accessories listing, please see page 582



**INCLUDES RACHET HEADGEAR WITH INTEGRATED GEL PAD FOR ADDED COMFORT**




# ACCESSORIES

ARCONE®'s standard-size cover plates are lightweight and can be used in most standard-sized welding helmets.

Can also be used with other manufacturer's helmets.

## INSIDE AND OUTSIDE COVER PLATES

Order No.	Order No for pack of 10	Description	Compatible lens	Compatible Helmets*
02-OP	02-OP-10	For inside and outside	BFFVX, S450, S540, X450V	VISION® Series
02-OP	02-OP-10	For outside	3500V, X54V, X54Vi	VISION® Series
03-OP	03-OP-10	For inside and outside	S240	Hawk® Series
03-OP	03-OP-10	For outside	SS240-V	Hawk® Series
03-IP		For inside	SS240-V	Hawk® Series
04-OP	04-OP-10	For inside	X81VX	VISION® Series
04-OP	04-OP-10	For outside	1000F, 4500V	CARRERA™ Series
07-IP		For inside	3500V	Spy™ Series
08-IP		For inside	X54V, X54Vi	VISION® Series
10-OP		For outside	BFFVX3	Orbit™ Series
02-OP		For inside main lens	BFFVX3	Orbit™ Series
11-IP		For inside side lenses	BFFVX3	Orbit™ Series



02-OP

\*Cover plates can be used with any standard-size welding helmet.

## INSIDE COVER PLATE SHADE UPGRADES

Order No.	Description
03IP-1	Passive Shade 1 Upgrade for 2 x 4" helmets
03IP-2	Passive Shade 2 Upgrade for 2 x 4" helmets
04IP-1	Passive Shade 1 Upgrade for CARRERA™ ARCONE® 90 x 110 mm helmets (04-OP-1)
04IP-2	Passive Shade 2 Upgrade for CARRERA™ ARCONE® 90 x 110 mm helmets (04-OP-2)

ARCONE® headgear and sweatbands can be retrofitted into any ARCONE® welding helmet to get you the perfect, customized fit.

## HEADGEARS AND SWEATBANDS

Order No.	Description
03-HGSB	FatBoy® Ultra-absorbent sweatband
04-HG	Economical ratchet headgear with cloth sweatband
04-HGSB-5	Lightweight felt sweatbands (5-Pack)
06-HG	ComfaGear® ratchet headgear with deluxe sweatband
06-HGSB-2	Deluxe sweatbands (2-Pack)
07-HGSB	Single rear felt sweatband
15-HG	ComfaGear® ratchet headgear with deluxe sweatband and large knobs
16-HG	VISION® headgear ratchet with added gel pad for added comfort
16-HGGP	Replacement gel pad for 16-HG
17-HG	Industrial headgear with deluxe rear foam sweatband
17-HGSB-R	Rear foam sweatband



03-HGSB AND 06-HGSB-2




16-HG



## ARCONE® DIOPTER/CHEATER LENSES

- ▷ *The Standard Magnifying Lens is perfect for helmets like the VISION® that have a built-in mag lens holder*
- ▷ *The Universal Magnifying Lens replaces your 2 x 4" rear cover plate, ideal with our CARRERA™ ARCONE® welding helmet, or with the mounts for any manufacturer's 5 x 4" or 4 x 5" welding helmets*



UML-300

## STANDARD MAGNIFYING LENS

*(Mag lens holder required)*

Order No.	Description
VML-100	1.00 Strength
VML-150	1.50 Strength
VML-200	2.00 Strength
VML-250	2.50 Strength

## UNIVERSAL MAGNIFYING LENS

*(Fits all manufacturer's mount helmets, kit is included)*

Order No.	Description
UML-100	1.00 Strength
UML-150	1.50 Strength
UML-200	2.00 Strength
UML-250	2.50 Strength
UML-300	3.00 Strength



## ARCONE VISION® REPLACEMENT PARTS

Lens Model	Inside Cover Plates				Outside Cover Plate	Headgear				Sweatband			
	02-OP	04-OP	08-IP	02-IP-AF (Optional)		02-OP	04-HG	06-HG	15-HG	16-HG	04-HGSB-5	06-HGSB-2	07-HGSB
BFFVX	✓			✓	✓					✓		✓	
X81VX		✓		✓						✓		✓	✓
X54V			✓	✓	✓		✓			✓		✓	✓
X54VI			✓	✓	✓		✓			✓		✓	✓
Passive				+	✓	✓					✓		

## ARCONE® VISION® 911 REPLACEMENT PARTS

Lens type	Inside Cover Plate		Outside Cover Plate		Headgear		Sweatband	
	03-OP		04-OP		04-HG		04-HGSB-5	
ADF	✓		✓		✓		✓	
Passive			✓		✓		✓	

## ARCONE® HAWK® REPLACEMENT PARTS

Lens type	Inside Cover Plate			Outside Cover Plate		Headgear		Sweatband	
	03-OP	03-IP (SS240-V*)	03-OP (Other)	03-OP		04-HG		04-HGSB-5	
ADF	✓			✓		✓		✓	
Passive				✓		✓		✓	

## ARCONE® CARRERA™ REPLACEMENT PARTS

Lens type	Inside Cover Plate		Outside Cover Plate		Headgear			Sweatband		Center Section		Thumbscrew
	03-OP		04-OP		04-HG	17-HG	04-HGSB-5	06-HGSB-2	17-HGSB-R	CAR-CS	CAR-SCR	
ADF	✓		✓			✓	✓	✓	✓			
Passive			✓		✓							

## ARCONE® SPY™ REPLACEMENT PARTS

Lens Model	Inside Cover Plates		Outside Cover Plate		Headgear			Sweatband	
	07-IP		02-OP		17-HG		17-HGSB-R	06-HGSB	
ADF	✓		✓		✓		✓	✓	

## WALTER ORBIT™ REPLACEMENT PARTS

Lens Model	Inside Cover Plates		Outside Cover Plate		Headgear		Sweatband	
	11-IP (2 pack for side lenses)	02-OP (center lens)	10-OP		16-HG		06-HGSB-2	16-HGGP
BFFVX3	✓		✓		✓		✓	✓

# WELDING ACCESSORIES



BAG-CANVAS-01



Order No.	Description
CG-01	Leather chin guard, flexible, protects chin and neck. One size fits all ARCONE® Helmets & most other Welding Helmets.
CA-CAC-02	Polyester/Canvas duffle bag
BAG-HELMET-01	Nylon drawstring bag



BAG-HELMET-01



CA-CAC-02



CG-01  
*Helmet sold separately*

# BROWGUARDS & VISORS

- ▷ All models provide full face and eye protection against sparks, spatter, small particles, and non-hazardous liquids.
- ▷ Made for most work applications including grinding, cutting, brazing, and machining.
- ▷ Browguards offer a sleek wrap-around design that can be worn comfortably with impact-resistant safety glasses
- ▷ Meet CSA Z94.3 standards



	Cutting & Grinding					Brazing and plasma cutting		
Order No.	BG-FL	BG-1*	BG1-2CL*	BG2-2CL	BG4-K	BG-FF-5	BG-FF-8	
Application	Entry-level, basic protection	Professional and industrial cutting & grinding		Industrial cutting & grinding, best face protection. Includes a chin guard (for BG4-K only).		Cutting & brazing	Plasma cutting	
Dimensions	8 x 15 ½ x 0.04 in	16 x 8 x 0.06 in	16 x 9 x 0.06 in	16 x 9 x 0.06 in	16 x 9 x 0.06 in	16 x 9 x 0.06 in	16 x 9 x 0.06 in	
Material	P.E.T.G.	Injection-moulded Polycarbonate					Injection-moulded Polycarbonate	
Crown Size	4 in	3 in	3 in	4 in	3 in	4 in	4 in	
Headgear Material	Nylon	Nylon	Nylon	Nylon	Nylon	Nylon	Nylon	
Ratchet Suspension	✓	✓	✓	✓	✓	✓	✓	

\* CSA approved.

### **DIMENSIONS**

Larger visor dimensions provide more protection for ears, face, and neck.

### **MATERIALS**

Visor material; visors made from injection-molded polycarbonate provide better protection, longer life, and are more resistant to scratching.

### **CROWN SIZE**

Larger crown sizes provide more head protection.

### **HEADGEAR MATERIAL**

Nylon provides longer life than HDPE.



# BROWGUARDS & VISORS

## AIRSHIELD®

Order No.	Description
AIR-SH	AIRSHIELD® High-Impact Grinding Visor (7" x 5.4" x .040")
AIR-HEL	AIRSHIELD® Replacement Shell
AIR-CL	AIRSHIELD® Visor (8.75" x 5.5" x .040") (2-Pack)
AIR-WHA-04	Adapter to attach ARCONE® welding helmet to AIRSHIELD® using 04-HG
AIR-WHA-10	Adapter to attach ARCONE® welding helmet to AIRSHIELD® using 15-HG
SUHHA-03	Hard hat Adapter, Slotted for V-Crown Hard hats



\* does not meet CSA AIR-SH AIRSHIELD®

## VISORS

ARCONE® visors provide the protection you need.

Visors are molded from strong polycarbonate (injection-molded), not thin materials or materials that yellow over time. Visors are available in two different styles: a more traditional square-fit (168CL-PC) or a more rounded-fit for additional protection (2CL-PC). Visors come in clear, dark green, IR3 and IR5 shades. The 168 and 02 visors are CSA approved when used in combination with our BG1 Browguard. ARCONE® cost-performance durable visors fit most manufacturer browguards.

	Order No.	Size	Description
	2CL-PC	16" x 9" x .060"	Clear (each)
Rounded design Polycarbonate Injection-moulded	2CL-PC-50	16" x 9" x .060"	Clear, 50-Pack
	2DGN-PC	16" x 9" x .060"	Dark Green (each)
	2DGN-PC-50	16" x 9" x .060"	Dark Green, 50-Pack
Chin guard	FS-CH	N/A	Clear Polycarbonate chin guard for 2CL Visor
Square design polycarbonate Injection-moulded	168CL-PC	16" x 8" x .060"	Clear (each)
	168CL-PC-50	16" x 8" x .060"	Clear, 50-Pack
	168DG-PC	16" x 8" x .060"	Dark Green (each)
	168DG-PC-50	16" x 8" x .060"	Dark Green, 50-Pack
	168IR3-PC	16" x 8" x .060"	IR3 (each)
	168IR3-PC-50	16" x 8" x .060"	IR3, 50-Pack
	168IR5-PC	16" x 8" x .060"	IR5 (each)
	168IR5-PC-50	16" x 8" x .060"	IR5, 50-Pack
	PETG - Flat stock	1910CL-PE-10	19" x 9.75" x .040"
1910DG-PE-10		19" x 9.75" x .040"	Dark Green visor, 10-pack
1910IR5-PE-10		19" x 9.75" x .040"	IR5 visor, 10-pack
PETG	FLV-0815040-10	8" x 15.5" x .040"	Clear FL visor, 10-Pack
	FLV-0815040-100	8" x 15.5" x .040"	Clear FL visor, 100-Box
	FLV-0815060-10	8" x 15.5" x .060"	Clear FL visor, 10-Pack
	FLV-0815060-100	8" x 15.5" x .060"	Clear FL visor, 100-Box



2CL-PC CLEAR VISOR



168IR5-PC IR5 VISOR



1910DG-PE DARK GREEN PETG



FVL-0815060-10 CLEAR FL VISOR

# HARD HATS

*Our slotted hard hat is made from polyethylene and is offered with ratchet headgear.*



White V-Crown Hard hat w/ VISION® helmet and SUHHA-02 adapter

**Available V-CROWN Combinations:**

- ▷ **Welding Helmet**
- ▷ **Visor with FSHHA-01 Adapter**

## SMOOTH DOME

### Type 1

Sleek and modern style is ideal for welding applications and attachments. Rain trough and slotted design high-density polyethylene shell to accommodate all the latest accessories such as hearing protection, face shields, forestry kits or welding protection. Ratchet adjustment to properly fit all head sizes large or small. Attachment points for chin straps. HH-T1 CSA Type 1 Class E and ANSI Type I Class E.



Order No.	Description	Color
HH-T1-OR	Safety hard hat Type 1	Orange
HH-T1-WR	Safety hard hat Type 1	White
HH-T1-YR	Safety hard hat Type 1	Yellow

## V-CROWN

### Type 2

Hard hat with HDPE shell with rain trough, foam liner, 4-point nylon suspension, ratchet adjustment and 4 anchor points for chin strap. Foam liner to offer added lateral front, side and back protection. HH-T2 CSA Type 2 Class E and ANSI Type II Class E.



Order No.	Description	Color
HH-T2-OR	Safety hard hat Type 2	Orange
HH-T2-WR	Safety hard hat Type 2	White
HH-T2-YR	Safety hard hat Type 2	Yellow

## HARD HAT ADAPTERS

Order No.	Description
SUHHA-02	Hard hat adapter for welding helmet ARCONe®, MSA, North, Honeywell, Dynamic, and more
SUHHA-03	Hard hat adapter for welding helmet - Slotted for ARCONe® HH-VC series only
UHHA-01	Universal hard hat adapter (for non-slotted hard hats)
FSHHA-01	Universal hard hat adapter for visor
FSHHA-02	Hard hat slotted adapter for visor
FSHHA-03	Fibre-metal hard hat adapter for welding helmet



FSHHA-01  
(168 Visor & HH not included)





# 03

## ERGONOMICS



APPROX. SIZE  
CM 20x20  
INCHES 8x8

Coverage: 1 sq. yd. will cover approximately 1 sq. ft. of wall.  
Clean-Up: Clean tools with water before use.

**CAUTION:** Avoid prolonged contact with skin. This product develops sufficient heat to cause burns if a large mass, such as a coat of a hand or a sleeve, is in contact with skin.

**KEEP OUT OF REACH OF CHILDREN.  
DO NOT TAKE INTERNALLY.  
STORE IN COOL DRY AREA.**



ALLEGRO's extensive line of ergonomic solutions was designed to improve comfort and worker safety to help keep fabricators productive. These products combine high-quality materials and design engineering for long-lasting all-day wear.

## KNEE PADS

ALLEGRO knee pads are designed with superior comfort and support in mind. No matter the job at hand, our knee pads feature lightweight yet strong construction to keep you comfortable so you can focus on the work.

### MAXKNEE



#### MAXKNEE

For rough abrasive surfaces  
Perfect for kneeling on rough abrasive surfaces, MaxKnee is excellent for any application that demands maximum performance. It is designed with a hard poly cap that resists abrasion and works with an extra-long pad for optimum comfort. Available with two comfortable, fully adjustable elastic straps connecting with hook-and-loop closures.

**Order No. 7102**



#### GEL MAXKNEE

For maximum comfort for all-day wear

Hard poly-cap design features a silica gel insert pad for maximum comfort that cushions and protects the knee cap. Two fully adjustable elastic straps with hook-and-loop closure offer comfort and stability.

**Order No. 7102-GEL**



#### QUICKMAX

Quick-release buckle eliminates readjustments  
MAXKNEE is also available with a durable quick-release buckle that eliminates the need to re-adjust the straps.

**Order No. 7102-Q**

### FLEXKNEE



#### FLEXKNEE

For long-lasting wear  
Designed with lightweight pads capped by large abrasion-resistant rubber caps for long-lasting wear. The wrap-around rubber cap design allows maximum flexibility while maintaining a secure fit. Excellent for non-slip, hard surface work environments. Designed with hook-and-loop closures.

**Order No. 7103**



#### BLACK FLEXKNEE

The same Flexknee you know and love, in Black  
The favored pad of government and municipal workers, the Black FlexKnee offers the same features as our popular FlexKnee, including hook-and-loop straps.

**Order No. 7103-02**



#### GEL FLEXKNEE

For maximum comfort against hours of kneeling

Designed with a large abrasion-resistant poly cap, the silica gel cushion inserts and protects the knee cap by dispersing pressure that can build from hours of kneeling. 1 1/2" nylon reinforced elastic dual straps and hook-and-loop closures offer durability and stability, not to mention comfort and flexibility.

**Order No. 7103-GEL**



#### QUICKFLEX

FlexKnee is also available with a durable quick-release buckle that eliminates the need for readjusting the straps.

**Order No. 7103-Q**





## ULTRA FLEXKNEE

Designed with extended knee protection to limit falling debris. Ultra-durable, flexible, and lightweight, our Ultra FlexKnee provides maximum comfort for any wearer's knee. The flexible eco-friendly PVC material is ribbed across the kneeling surface for non-slip stability. It is designed with inner foam rubber for greater comfort and water resistance. Unique, easy-to-adjust rubber straps help to offer a comfortable, custom fit.

Description	Order No.
Ultra FlexKnee	6987
Replacement straps 4/pkg.	6988-04



## ECONOMY NON-MARKING FLEXKNEE

For delicate floor protection. Protect delicate flooring with our non-marking rubber FlexKnee. Extra-long ribbed cap provides workers with additional working surface and prevents slipping and sliding. Elastic straps with hook-and-loop closure ensures a snug fit.

Order No. 7103-04



## NON-MARKING FLEXKNEE

For delicate floor protection. A non-marking polyurethane cap is featured on our FlexKnee to allow workers to move around the work area without marking or damaging a delicate surface such as tiling. Hook-and-loop straps allow for a custom fit and make donning quick and easy.

Order No. 7103-01

## SOFTKNEE



## ULTRA GEL FLEXKNEE

Designed with extended knee protection to limit falling debris. This knee pad is ultra-durable, flexible, and comfortable for all-day use, day after day. The lightweight poly material is ribbed across the knee for easy flexing while providing maximum comfort above the knee. The kneeling surface is designed to hold its contoured shape and is constructed with a silica gel pad insert which cushions the kneecap allowing maximum protection and comfort. Unique and easy-to-adjust rubber straps offer a comfortable, custom fit.

Description	Order No.
Ultra Gel Flex Knee	6987-GEL
Replacement straps 4/pkg.	6988-04



## SOFTKNEE

Designed for convenience in non-abrasive environments

A tough blend of cloth and EVA foam makes these pads extra comfortable, and easy to wear in non-abrasive environments. These lightweight yet durable knee pads can be worn over or under pants as they slip on and off quickly without straps or buckle attachments.

Order No. 7105



## DELUXE SOFTKNEE

Ultra-comfortable, with work surface protection

An extra-wide foam pad makes this knee pad the most comfortable in the industry. Designed with a tough water-resistant cover and no kneecaps, it is perfect for jobs where protecting the work surface is a primary concern. 1 1/2" elastic straps are adjustable and are equipped with hook-and-loop closures.

Order No. 6998

**Best for welding**

**LEATHER KNEE PAD**

For welding and concrete work  
 This knee pad features tough abrasion-resistant leather for maximum protection and a soft cushion back for increased comfort. Elastic straps with hook-and-loop closures ensure a secure fit. Because of its resistance to heat and fire, this pad is ideal for welding and construction applications.

**Order No.** 6991


**WELDING KNEE PAD**

Designed for welding applications

Tough heat-resistant leather that wraps over the top and down the back of the pad offers maximum protection from flying sparks. It features soft cushioning to ensure comfort, elastic straps that maintain a secure fit with the convenient quick-release buckle, and a non-marking poly cap that increases protection. Because of its resistance to heat, this knee pad is ideal for welding or any construction application such as concrete or flooring work.

**Order No.** 6991-01Q


**STANDARD KNEE PAD**

For wet, damp areas

One-piece molded rubber construction offers greater comfort at a low cost. Its surface grid provides skid resistance even in wet areas and superior protection on hard surfaces such as home and garden use. It also features adjustable hook-and-loop straps that ensure a secure fit.

**Order No.** 7101


**CONTOUR KNEE PADS**

**ECONOMY CONTOUR KNEE PAD**

Non-slip design

Lightweight and low-profile, our 1/2" outer foam rubber design allows for greater comfort with flexible spring back memory. These pads are lined for extra absorption and the ribbed kneeling surface helps to minimize slippage. The 1 1/2" hook-and-loop straps add stability and adjust for a custom fit.

**Order No.** 7100-02


**CONTOUR KNEE PAD**

Designed for masonry work

This soft 1/2" foam rubber pad is contoured to the shape of the knee. It's designed to allow easy side-to-side movement on hard surfaces and can be used in wet environments. The contoured shape allows the 1 1/2" hook-and-loop straps to be worn more loosely for greater comfort. Perfect for laying brick and other masonry work.

**Order No.** 7100





## GEL KNEE

Designed for abrasion-resistant applications and all-day wear

This neoprene knee pad features a soft, flexible, and abrasion-resistant riveted poly cap for added durability, and a silica gel pad insert for maximum comfort. A 2"-wide strap features a hook-and-loop closure that ensures a snug fit.

**Order No. 6986-GEL**



## DELUXE QUICKFLEX

Designed to provide the most all-around protection. Offering the most protection available, our Deluxe QuickFlex is a completely unique knee pad. The large, 3/4" thick pad has a hinge design that provides protection and ease of movement above and below the cap, and a wrap-around design for greater side protection. The large poly cap is molded to conform to the shape of the knee for maximum protection. The double strap system uses 1 1/2" straps with deluxe quick-release buckles and allows for easy adjustment and a snug fit while ensuring greater stability.

**Order No. 6990**



## DELUXE COMFORT KNEE

For delicate floor protection

Maximum support, comfort, and protection are provided by EVA foam, inner PVC pads, and a neoprene back with breathing holes. The nylon material will not mark delicate flooring, while the neoprene straps are comfortable, and the hook-and-loop closures allow for an easy, adjustable fit.

**Order No. 6985**



## VALUE PLUS KNEE PAD

Designed for resistance to oily environments

The most cost-effective knee pad in dirty, dusty environments. Comes with two fully adjustable straps with hook-and-loop closure for a custom fit. The poly cap is stitched on for greater strength and won't allow particles underneath to cause discomfort. Tough polyester fabric exterior protects a high-density lightweight foam core, and the long pad provides extra comfort.

**Order No. 6999**

# BACK SUPPORT

We offer an impressive line of ergonomic products including our top-of-the-line patented Flexbak® featuring a unique three-part support system providing a custom fit and unrivaled lumbar support. Our deluxe Spanbak offers dual side closure providing abdominal support and comfort.



## FLEXBAK®

The most versatile back brace in the industry

Flexbak® helps reduce back stress and strain with a design so unique it's patented. Its three-part support is the key to a system that provides maximum back support with ease of movement. Because no two bodies are exactly the same, this 9" medical-style truss uses two internal support panels above and below the waist surrounded by an elastic third panel. These combine to produce maximum bracing without pinching or riding up. Available in four sizes. Suspenders included.

Size	Waist	Order No.
Small	26" to 36"	7115-01
Medium	36" to 48"	7115-02
Large	48" to 58"	7115-03
X Large	58" to 68"	7115-04

## SPANBAK

Detachable suspenders for added convenience

Spanbak features a two-part closing design in breathable spandex backed with rubber grip webbing to help prevent ride-up. Polyethylene plastic stays provide support and strength. This easy-care, washable belt is 8" wide and available in five sizes (S through XXL) in black. Includes detachable suspenders.


Size	Waist	Order No.
Small	33" to 36"	7190-01
Medium	37" to 40"	7190-02
Large	41" to 44"	7190-03
X Large	45" to 48"	7190-04
XX Large	49" to 54"	7190-05

## BODYBELT

Widest back support with detachable suspenders

The Bodybelt offers a serious 9" wide back support with two-part closure. The medical-style elastic back and non-elastic side panels include polyethylene plastic stays with gripping material to eliminate ride-up. It features removable, fully adjustable suspenders and is available in black in four sizes.

Size	Waist	Order No.
Small	26" to 36"	7160-01
Medium	36" to 48"	7160-02
Large	48" to 58"	7160-03
X Large	58" to 68"	7160-04







## ALL FIT BACK SUPPORT

Widest belt design with added breathability

High-performance 9 1/2" wide belt design offers full support and fit for most wearers from small to large. Comfortable neoprene pad fits center of back over spine. Breathable Spandex, vented V-pulls and front padded cushions all allow added comfort. Four polyethylene plastic stays mean greater fit. Comes in reusable zipper storage bag.

Size	Waist	Order No.
Small - Large	26" to 48"	7170



## ECONOMY BELT

Elastic back panel for increased comfort

This economical support is designed with an 8" elastic back panel, positive hook-and-loop material front panels, and 3" wide elastic V-shaped side pulls. Includes wide detachable elastic suspenders. Available in black, in four sizes.

Size	Waist	Order No.
Small	26" to 32"	7176-01
Medium	32" to 38"	7176-02
Large	38" to 47"	7176-03
X Large	47" to 56"	7176-04



## ECONOMY HI-VIZ

Hi-Viz color perfect for road work  
Offers the added safety of high-visibility green suspenders and side elastic pulls. Excellent for road work.

Size	Waist	Order No.
Small	26" to 32"	7178-01
Medium	32" to 38"	7178-02
Large	38" to 47"	7178-03
X Large	47" to 56"	7178-04



## LIFTBAK

Maximum support for all-day wear

A rugged 5" belt with rigid foam that forms to the body for maximum support. Buckle and locking closure hold securely yet allows easy adjustment. Brushed lining and soft edges add to comfort and a wide 2" nylon strap provides additional support to the waterproof foam core. Its rugged nylon shell is designed for freedom of movement for easy, all-day wear.

Size	Waist	Order No.
Small	26" to 36"	7130-01
Medium	36" to 48"	7130-02
Large	48" to 58"	7130-03
X Large	58" to 68"	7130-04



## BACK SUPPORT REUSABLE BAG

Our handy zipper bag is perfect for storage. A clear plastic front for easy viewing of product and polypro breathable sides allow the belt to air out while being stored. The hanging loop allows the bag to be easily displayed. Comes as standard packaging for Spanbak, Deluxe Spanbak, Economy Belts, Economy Hi-Viz, All Fit and Body Belt.



# WRIST AND ELBOW SUPPORT



## DUAL-FLEX™

For firm wrist support  
Designed for firm support, the Dual-Flex™ contains four stays on the front and back of the wrist to limit flexion (downward) and extension (upward) movement and encourage neutral wrist position. The straps wrap completely around the wrist for added support. Easy to put on, it is lined to keep hands dry and fits both right and left hands. Available in black.

Size	Order No.
Small	7212-01
Medium	7212-02
Large	7212-03
X Large	7212-04



## RIST-RAP

For lighter wrist support with movability

An elastic wrapping for the wrist that helps support it while lifting or during other activities. Shown is Rist-Rap with Thumb. The thumb loop provides added support. Sold in pairs or individually in black. One size fits all.



Size	Color	Order No.
One Size	Black (Pair)	7211
	Black w/ thumb (Ea.)	7211-03



## DELUXE ELBOW PAD

For strong elbow support without damaging surfaces

This strong support offers abrasion-resistant flexible caps backed by soft foam padding. Fully adjustable hook-and-loop closures along with elastic sleeves provide a comfortable, custom fit. One size fits all.

Size	Color	Order No.
One Size	Black (Pair)	7104



## FLEXRIST®

For light support  
The comfortable all-around support of neoprene that can be worn on either the right or left hand. Available in black.

Size	Color	Order No.
Regular	Black	7111-01
X Large	Black	7111-02

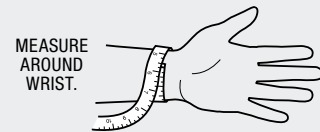


## THIN FLEXRIST®

For light support underneath work gloves  
Same great features as Flexrist®, but slightly thinner to fit easily into work gloves.

Size	Color	Order No.
One Size	Black	7311

## WRIST SUPPORT SIZING INFORMATION



X Small	4 1/2" to 5 1/2"
Small	5 1/2" to 6 1/2"
Medium	6 1/2" to 7 1/2"
Large	7 1/2" to 8 1/2"
X Large	8 1/2" to 9 1/2"

# HEAT STRESS PRODUCTS

Our cooling products are designed to protect and provide comfort for workers who must function in high-heat environments. We cater to the demands of construction workers, firefighters, welders, and factory workers. Our water-activated products are made from a unique non-toxic polymer that will keep you cool from 24 to 72 hours.



## VORTEX COOLING OR HEATING VEST

Delivering constant and adjustable cooling or heating, the Vortex Vest is especially popular for workers in confined spaces as well as foundries, steel mills, asbestos abatement, and paint baking operations. With no moving parts, the vortex tube forces a simple heat exchange to separate compressed air into hot and cold airstreams. The PVC vest delivers continuous cooled or heated air through its perforated, inner lining. This vest offers full range of motion and can be worn under protective clothing.



Description	Order No.
Vest w/ Plastic Cooler, Std	8300
Vest only, Std	8300-01
Vest only, XL, 200 lbs. +	8300-01L
Plastic Vortex Cooler w/ Snap Tite Plug	8300-95
Plastic Vortex Heater w/ Snap Tite Plug	8310-95
Metal Vortex Heater/Cooler w/ Snap Tite Plug	8300-90
Metal Vortex Cooler w/ Snap Tite Plug, 25 CFM	9991-25

**YouTube**  
Video available on the ALLEGRO INDUSTRIES Channel  
[www.youtube.com/AllegroIndustries](http://www.youtube.com/AllegroIndustries)



## LOW PROFILE VORTEX COOLING VEST

This air vest is designed to afford cooling to personnel in circumstances where air conditioning is not feasible. The vest connects to any existing clean compressed air source. Engineered jets keep the wearer continuously cooled with refrigerated air. The airflow enhances the body's natural evaporative cooling. The airflow additionally keeps the grit, dust, and fibers out. Available with a vortex cooler for additional cooling effect.



Order No. 8450

**YouTube**  
Video available on the ALLEGRO INDUSTRIES Channel  
[www.youtube.com/AllegroIndustries](http://www.youtube.com/AllegroIndustries)

## VEST HOSE

Description	Order No.
Air Source Hose 50' w/ Snap Tite Coupler, plug	8400-50
Air Source Hose 100' w/ Snap Tite Coupler, plug	8400-100



## STANDARD VEST FOR COOLING INSERTS

Ideal for under HazMat suits and other protective clothing. This vest features four pockets for inserts, zipper front, and adjusts with hook-and-loop over shoulder and side straps to help achieve a snug fit. Added comfort with 2 layers of 100% cotton. Royal Blue. (Inserts not included)

Size	Weight	Chest	Order No.
Large	100-175 lbs.	34" to 44"	8413-03
X Large	175-250 lbs.	46" to 48"	8413-04
XX Large	250 lbs. +	50" to 52"	8413-05

**YouTube**  
Video available on the ALLEGRO INDUSTRIES Channel  
[www.youtube.com/AllegroIndustries](http://www.youtube.com/AllegroIndustries)

## FEATHER ICE INSERT

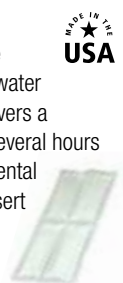
Freezes like ice but stays cold up to three times as long. Reusable packs deliver a constant temperature of below 50° F. The pliable powder conforms to your body when frozen. Non-toxic. Lightweight. 4/pkg.



Order No. 8413-11

## PHASE CHANGE INSERT

Safe, non-toxic PCM (Phase Change Material) freezes in a freezer or ice water (perfect for use on the job site). Delivers a constant temperature of 65° F for several hours depending on application, environmental and physiological variables. Each insert measures 6" x 14" and weighs just 16 oz. 4/pkg.



Order No. 8414-11





## HIGH-VIZ COOLING VEST

This vest is ideal for wearing where Hi-Viz safety apparel is needed in hot working conditions. It features four pockets for inserts, a zippered front, hook and loop adjustment straps over the shoulders, and side straps to help achieve a perfect fit. Added comfort is provided with 2 layers of 100% cotton. Flame-resistant. Available in Hi-Viz yellow color. Meets ANSI 107-2020  
NOTE: Inserts not included

Size	Weight	Chest	Order No.
Large	100-175 lbs.	34" to 44"	8413-03HV
X Large	175-250 lbs.	46" to 48"	8413-04HV
XX Large	250 lbs. +	50" to 52"	8413-05HV



## STANDARD COOLING VEST

Our Standard Cooling Vest is lightweight and when soaked in water for 5 to 9 minutes, provides all-day cooling comfort. Snap closures allow for quick-access. Available in royal blue in 3 sizes, made from 100% cotton, and is hand washable.

Size	Weight	Chest	Order No.
Standard	100-175 lbs.	34" to 44"	8401-03
X Large	175-250 lbs.	46" to 48"	8401-04
XX Large	250 lbs. +	50" to 52"	8401-05

**YouTube**  
Video available on the ALLEGRO INDUSTRIES Channel  
[www.youtube.com/AllegroIndustries](http://www.youtube.com/AllegroIndustries)



## STANDARD COOLING WRAP

Our water-activated lightweight and comfortable wrap can be tied around the neck or forehead for all-day cooling comfort. Ideal for all types of working environments and outdoor recreation. Available in royal blue in 100% cotton and is hand washable.

Order No. 8405

**YouTube**  
Video available on the ALLEGRO INDUSTRIES Channel  
[www.youtube.com/AllegroIndustries](http://www.youtube.com/AllegroIndustries)



## COOL OFFS

Keep cool all-day long with our dual-use Cool Offs. Quilted into four sections for an even distribution of hydration material. Just soak in cold water for 5 to 9 minutes. The cooling crystals go to work to keep you cool for days. Lightweight and comfortable, 38" long (longest on market). It can be worn around neck or tied as a headband. Our unique button-hole closure allows for a secure fit. The outer shell is 100% cotton and comes in 6 colors and patterns.

**YouTube**  
Video available on the ALLEGRO INDUSTRIES Channel  
[www.youtube.com/AllegroIndustries](http://www.youtube.com/AllegroIndustries)



Colors and Patterns	Order No.
Cowboy Blue	8405-51
Royal Blue, Velcro	8405-53V
American Flag	8405-53
Orange	8405-54
Digital Camouflage	8405-55



## DELUXE NECK COOLING WRAP

Stay extra cool by soaking wrap in the cooler or chill in the freezer. This royal blue wrap is lightweight, comfortable, and low-profile. The 3" width band size increases cooling effect. Hook-and-loop closures keep this band in place. 100% cotton. Hand washable.

Order No. 8405-01

**YouTube**  
Video available on the ALLEGRO INDUSTRIES Channel  
[www.youtube.com/AllegroIndustries](http://www.youtube.com/AllegroIndustries)





## COOLING SKULL CAP

These four disks are lightweight and low-profile, but after soaking for 5 to 9 minutes, you can enjoy a cooling effect for up to 72 hours. The contoured design allows for a great fit and attaches with hook-and-loop tabs into any type of hat, including hard hats.

**Order No. 8411-01**



Video available on the ALLEGRO INDUSTRIES Channel  
[www.youtube.com/AllegroIndustries](http://www.youtube.com/AllegroIndustries)



## HARD HAT COOLING LINER

Simply soak this liner for 5 to 9 minutes in cold water and feel instant relief that lasts all-day. Attaches to the hard hat harness with an easy elastic/hook-and-loop closure. One size fits all. Liner is 100% cotton and comes in royal blue. Hand washable.

**Order No. 8407**



Video available on the ALLEGRO INDUSTRIES Channel  
[www.youtube.com/AllegroIndustries](http://www.youtube.com/AllegroIndustries)



# HIGHLY SKILLED

MAGALI CÔTÉ

ROPE ACCESS SUPERVISOR, WELDER, MILLWRIGHT, HARD HAT DIVER

//  
I've worked on hydro dams, mines, huge industrial projects. I need to perform and I need my tools to perform, too.  
//

Magali Côté's never lived a boring day in her life. The freewheeling Jane of all Trades has half a dozen job titles, a persistent need to be under water, and an Instagram account revealing a life of adventure in some of the world's most extreme environments.

Professionally, she works as a commercial diver, rope access supervisor, welder, and millwright - dangling from bridges, cutting and grinding the sides of hydro dams, and solving problems at remote northern job sites where the sun never sets. On her days off she sets free-diving records and takes spontaneous 30-hour road trips to San Diego on her Triumph.

While crafting a career to align with our passions has become increasingly common, Magali's taken the concept, molded it to perfection and buffed it to a lustrous shine. She lives by her motto, "If somebody made it, I can fix it," and believes that with the right tools and attitude, anything is possible and every job can be made easier.

"I got to where I am now by always saying yes," she says when explaining how she developed her vast array of skills and credentials. "When I was five, my dad gave me a set of wood chisels and that's how I realized I loved working with my hands. When I got older and left home, he gave me my first toolbox along with the philosophy that life is all about adding new tools to your box."

Today, her toolboxes are as loaded as her work schedule. But when it's time to get down to business, her needs are simple: "For me, tools should be practical and powerful," she explains. "Whether I'm hanging off the side of a refinery or welding 3000 feet underground in a potash mine, I need tools I can count on, they need to be an extension of my hands."

Besides having the right equipment and experience, Magali regards her grit and creativity as the real drivers of her success. "I look at these huge job sites like they're jungle gyms where I need to use my brain to get the job done right and done safely," she says. "And I've learned a lot about myself my constantly having to tolerate such extreme conditions."

While some might think being a woman in such a male-dominated industry might be a challenge, Magali confidently explains that it isn't: "I'm a champion of women in this industry and there's nothing a man can do that we can't do. My advice for women starting in this field is to do your best, stay consistent, keep doing your thing and you'll blend right in."







# 04

## EYE PROTECTION












WALTER eye protection solutions help workers see clearly, for longer. Our protective eyewear is made from high-quality materials made to keep users safe. Choose from a wide array of models with different finishes for the application at hand in addition to a variety of lens cleaning options for the ultimate eye protection in any environment.

## SAFETY GLASSES

ARCONE® safety glasses provide protection and comfort and are available in many different styles to suit your needs and budget.

















Each style is lightweight and durable. Some styles come with IR3 and IR5 lenses for cutting and brazing. Meets ANSI Z87 or Z87+ safety standards and CSA Z94.3.

Lens Selection Guide		Light Transmission Percentage
	<b>CLEAR</b> Allows maximum light transmission. Suitable for indoor or low-light conditions.	<b>91%</b>
	<b>INDOOR/OUTDOOR</b> Offers protection from bright indoor lighting or some sunlight.	<b>50%</b>
	<b>SMOKE</b> Excellent tint for all-around outdoor use, this is a typical sunglass tint.	<b>15%</b>
	<b>AMBER</b> Perfect for low or flat-light conditions both inside and outside.	<b>80%</b>
	<b>MOCHA</b> Excellent filter for blue light and outside sunlight conditions.	<b>22%</b>
	<b>CHOCOLATE</b> Excellent filter for blue light and outside sunlight conditions.	<b>22%</b>
	<b>SILVER MIRROR</b> An additional filter reducing outdoor glare. Ideal for sunny conditions.	<b>16%</b>
	<b>COLORED MIRROR</b> Mirror surface over a smoke lens diminishes glare and absorbs outdoor light. Ideal for sunlight.	<b>16%</b>
	<b>IR LENSES</b> Use when infrared protection is required, typically in cutting or brazing applications. Consult safety director for shade 3 or 5 operation.	

### SE-1000 SERIES

The SE-1000 Series proves that quality and performance can come in an economical package. Offers superior eye protection and ultra-lightweight face coverage. Wide fit. Available in multiple lens/finish configurations. Blocks up to 99.9% UV. Meets Z87.1 and CSA Z94.3.



Order No.	Frame Color	Lens Type	Finish	Coating	Anti-Scratch
SE-1000	Clear	 Clear	 None	Hard-coated	✓
SE-1001	Gray	 Smoke	 Gray Mirror	Hard-coated	✓
SE-1002	Tan	 Indoor/Outdoor	 I/O Mirror	Hard-coated	✓
SE-1003	Blue	 Smoke	 Blue Mirror	Hard-coated	✓
SE-1004	Purple/Blue	 Smoke	 Purple/Blue	Hard-coated	✓
SE-1005	Amber	 Amber	 None	Hard-coated	✓
SE-1006	Smoke	 Smoke	 None	Hard-coated	✓
SE-1007	Clear	 Mocha	 None	Hard-coated	✓



## SE-2000 SERIES

The SE-2000 Series offers added comfort features such as rubber tips as well as diopter models. The SE-2000 series also comes in various lens/finish combinations, including IR5 for cutting & brazing operations. Blocks up to 99.9% UV. Meets Z87.1 & CSA Z94.3.



Order No.	Frame Color	Lens Type	Finish	Coating	Anti-Scratch	Strength
SE-2000	Clear	Clear	None	Uncoated		N/A
SE-2001	Gray	Smoke	Silver Mirror	Hard-coated	✓	N/A
SE-2002	Tan	Indoor/Outdoor	I/O Mirror	Hard-coated	✓	N/A
SE-2003	Blue	Smoke	Blue Mirror	Hard-coated	✓	N/A
SE-2004	Purple/Green	Smoke	Purple/Green	Hard-coated	✓	N/A
SE-2005	Amber	Amber	None	Hard-coated	✓	N/A
SE-2006	Smoke	Smoke	None	Hard-coated	✓	N/A
SE-2007	Mocha	Mocha	Brown Mirror	Hard-coated	✓	N/A
SE-2008	Smoke	IR5*	None	Hard-coated	✓	N/A
SE-2009	Smoke	IR3*	None	Hard-coated	✓	N/A
SE-2100	Clear	1.0 Diopter Bifocal	None	Hard-coated	✓	+1.0
SE-2150	Clear	1.5 Diopter Bifocal	None	Hard-coated	✓	+1.5
SE-2200	Clear	2.0 Diopter Bifocal	None	Hard-coated	✓	+2.0
SE-2250	Clear	2.5 Diopter Bifocal	None	Hard-coated	✓	+2.5
SE-2300	Clear	3.0 Diopter Bifocal	None	Hard-coated	✓	+3.0

*\*Do not wear IR3 and IR5 while driving*

## SE-7000 SERIES

The SE-7000 series features added ear and nose comfort as well as ample eye and face coverage; suitable for safety use as well as everyday wear. The SE-7000 series comes in multiple lens/finish combinations including IR3 and IR5, as well as silver, blue, and red mirror. Blocks up to 99.9% UV. Meets Z87.1 & CSA Z94.3.



Order No.	Frame Color	Lens Type	Finish	Coating	Anti-Scratch
SE-7000	Black Gloss	Clear	Anti-fog	Hard-coated	✓
SE-7001	Black Gloss	Smoke	Silver Mirror	Hard-coated	✓
SE-7002	Black Gloss	Indoor/Outdoor	I/O Mirror	Hard-coated	✓
SE-7003	Black Gloss	Chocolate	Blue Revo Mirror	Hard-coated	✓
SE-7004	Black Gloss	Mocha	Red Revo Mirror	Hard-coated	✓
SE-7008	Black Gloss	IR5*	None	Hard-coated	✓
SE-7009	Black Gloss	IR3*	None	Hard-coated	✓

*\*Do not wear IR3 and IR5 while driving*

**ARCONE®**





# SAFETY GOGGLES

*ARCONE® safety goggles have been designed with both safety and comfort in mind, available in a variety of styles, colors, and lens options.*

All goggles also come with a pouch that doubles as a lens cleaner.  
Meets ANSI Z87 safety standards.

## ACTION



The Action Goggle provides additional protection with its adjustable strap and interior pads that provide all-day comfort and an extra seal around the eyes.

Order No.	Frame Color	Lens Type	Finish	Coating
G-ACT-A1101	Flat Black	 Clear	 Silver Mirror	Hard-coated
G-ACT-B1204	Black Gloss	 Smoke	 Blue/Purple Revo	Hard-coated



## CORONADO







A clean, low-cut padding around the eyes increases protection as well as comfort. Removable temples give way to a strap should you desire a tighter fit. Looking great has never been safer.

Order No.	Frame Color	Lens Type	Finish	Coating
G-COR-A1301	Flat Black	 IR3	 Mirror finish	Hard-coated



## THE FLY

The Fly is easily recognizable by the large round viewing area. Whether you are outdoors or working in an environment where you need full coverage, the Fly is your perfect choice.

Order No.	Frame Color	Lens Type	Finish	Coating
G-FLY-A1101	Flat Black	 Clear	 Silver Mirror	Hard-coated
G-FLY-B1202	Black Gloss	 Smoke	 Yellow/Orange Mirror	Hard-coated
G-FLY-A1301	Flat Black	 IR3	 None	Hard-coated



# SAFETY GOGGLES AND ACCESSORIES

## HOLLYWOOD

Hollywood goggles provide a hip style without compromising comfort. Thick foam completely surrounds the eyes ensuring no penetration. Removable temples give way to a strap should you desire a tighter fit. Diopter inserts available from 1.0 to 3.0 in half-shade increments.



Order No.	Frame Color	Lens Type	Finish	Coating
G-HOL-B1205	Black Gloss	● Smoke	■ Blue/Green Mirror	Hard-coated
G-HOL-A1501	Flat Black	● IR5	■ Mirror Finish	Hard-coated

## HOLLYWOOD DIOPTERS

Order No.	Diopter
D-HOL-1.0	+1.00 Strength
D-HOL-1.5	+1.50 Strength
D-HOL-2.0	+2.00 Strength
D-HOL-2.5	+2.50 Strength
D-HOL-3.0	+3.00 Strength



## G-CLIP

The G-Clip is another eyewear option that provides IR protection and comfort for cutting and brazing. The G-Clip can be used to protect against the sun's infrared. To use, clip these removable lenses onto regular eyeglasses.



Order No.	Lens Type	Finish	Coating	Anti-Scratch
G-CLIP-05	IR5	None	Hard-coated	✓



# LENS CLEANING

*ALLEGRO's quick-dry, alcohol-based, anti-fog, anti-static lens care solutions provide everything you need to effectively clean and care for your eyewear, helping you and your team work safely and efficiently. From pre-moistened lens cleaning wipes to lens cleaning stations, our wide assortment is available in a wide variety of packaging options to meet your site's specific needs.*



Order No. 0350-20PPD

Order No. 0350-200PU

Order No. 0350-20PP







## EYEWEAR CLEANING WIPES

Perfect for cleaning eyewear, these 100 individually wrapped pre-moistened wipes feature anti-fog, anti-static, silicone-free cleaning. Excellent on glass or polycarbonate lenses, the large 5" x 8" wipes are stored in a wall-mounted cardboard dispenser. Dimensions: 4 3/4" w x 2 5/8" d x 9" h



Description	Order No.
100/box	0350
Bulk (1000)	0350-1000



## BUCKET EYEWEAR CLEANING WIPES

This easy-to-use container offers a bulk pack of 200 individually wrapped lens cleaning towelettes in a 6" x 7" clear reusable plastic globe. Can be table- or wall-mounted.



Description	Order No.
200/bucket	0350-20



## CANISTER LENS WIPES

Easy-to-use canister design allows for quick access to wipes. 100 pre-moistened 5" x 8" wipes. Canister dimensions: 3 3/4" w x 6 1/2" h



Description	Order No.
100/canister	0353



Video available on the ALLEGRO INDUSTRIES Channel  
[www.youtube.com/AllegroIndustries](http://www.youtube.com/AllegroIndustries)



## LARGE DISPOSABLE CLEANING STATION

Designed for busy work sites, this disposable station features a 16 oz. anti-static, anti-fog, non-silicone lens cleaner dispenser and 1200 non-abrasive, low-lint 5" x 8" tissues in a heavy-duty, recyclable cardboard tabletop or wall-mounted dispenser. Dimensions: 8 3/4" w x 5" d x 12 3/4" h



Description	Order No.
1200/container	0355



## SMALL DISPOSABLE CLEANING STATION

Features 600 easy-dispensing non-abrasive, low-lint 5" x 8" lens tissues and an 8 oz. anti-static, anti-fog, non-silicone lens cleaner that removes dirt and oil from glasses and lenses. The heavy-duty, recyclable cardboard dispenser may be mounted to the wall or used as a tabletop dispenser. Dimensions: 7" w x 5 1/8" d x 8 1/4" h



Description	Order No.
600/container	0355-01



## PLASTIC DISPOSABLE CLEANING STATION

This attractive disposable plastic container dispenses 760 soft, non-abrasive, low-lint tissues and 8 oz. anti-static, anti-fog, non-silicone cleaning liquid. Wall mounts with either double-sided tape (included) or mounting holes. Dimensions: 4 3/4" w x 3 1/4" d x 12" h



Description	Order No.
760/container	0351



# BUILT TO LAST

**ROB REID**  
IRONWORKER & GENERAL FOREMAN

“  
Everything I built  
is still standing. It’s  
an accomplishment.  
”

The job of an ironworker is both physically demanding and often dangerous. “You need a little more backbone than most to do the crazy job that we do.”

Meet Rob Reid, a proud ironworker for over 20 years.

Rob has always been drawn to the metalworking industry. At the age of 17, he was already working as a steel fabricator building plywood mills. However, spending the scorching summer months in the shop wasn’t for him. His solution: get out on the field and start building.

Throughout the years, Rob contributed to the construction of several infrastructure mega projects. In fact, one of the things he likes the most about his job is knowing that the fruit of his labor will most likely pass the test of time and remain standing for many more generations.

Rob has recently worked on the world’s longest cable-stayed bridge connecting two countries: The Gordie Howe Bridge. It is over 120ft wide and over 780ft high. The Bridge between Windsor, Ontario, and Detroit, Michigan will be among the top five longest bridges in North America.

We asked Rob about the challenges of working at great heights and having cranes and pieces above his head. “You can’t think about the danger. It becomes an everyday thing!” Rob says. “Safe tools allow me to do a better job, so I can focus on the task at hand. We already face a lot of hazards on-site, so safety is key.”

If you need help with something on the site, Rob is your go-to guy. He’s always there to try to make everyone’s job easier by sharing his tricks of the trade and tips for working more efficiently. And he does so with the best of attitudes: “I believe I’m a pretty easygoing guy. I’m just trying to make everybody’s day go by easier. There is no sense in bringing the grouchy to work, so I’m always smiling and laughing.” When asked what sets him apart from his coworkers, without hesitation, he said: “experience.”

“I’m just proud to be an ironworker.”

Rob has no intention of stopping or retiring anytime soon. “I don’t see an end yet, I just keep going”. Just like every structure, he works on, Rob is built to last.



# 05

## AIR SAMPLING



# AIR SAMPLING PRODUCTS

*Working in atmospheres likely to contain dangerous particulates requires reliable constant air monitoring. Keep your team safe with ALLEGRO's industry-leading air sampling products that provide continuous monitoring to keep workers safe from mold, asbestos, lead and other particulates.*

## JARLESS SAMPLING PUMP

Lightweight and low maintenance, this rotary vane sampler has a sampling range of 0-30 LPM and is an excellent resource for sampling asbestos (25mm cassettes), lead (37mm cassettes) and mold. This sampler is the best value in the market today, meets OSHA and AHERA standards and comes complete with six feet of vinyl tubing, inline filters, rubber feet, for stability, handle, and built-in switch. Optional adjustment aluminum stand. Weight: 10 lbs.



Description	Order No.
T-101 Jarless Sampling Pump with Stand	9801
T-101 Jarless Sampling Pump without Stand	9801-88

## FLOW METER

Our flow meter is separate from the pump to allow the user to set the flow for more than one pump with the same meter. Features an expanded scale and includes necessary adapters for use with particulate cassettes. 0-20 LPM.

Order No. 9804-03



### 1 LEAD CASSETTE

This 37mm, MCE cassette is .8µm mixed cellulose ester and is specifically designed for lead sampling. Note: Use with 9804-19 adapter

### 2 TEM CASSETTE

This 25mm, .45µm + -5.0µm cassette is designed for asbestos final clearance testing. The cassettes incorporate a 2" static conductive extension cowl and meet all applicable standards.

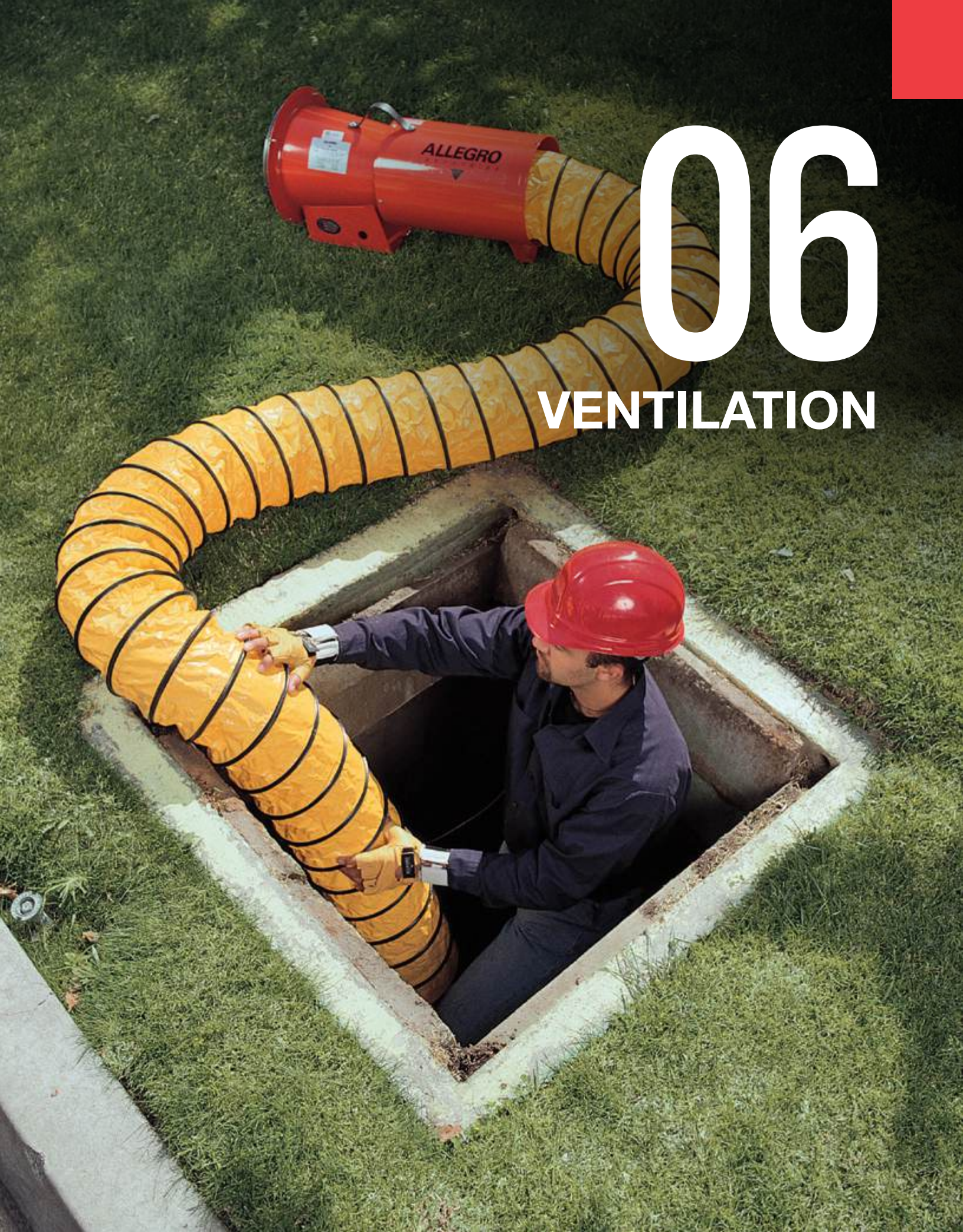
### 3 PCM CASSETTE

A 25mm cassette with .8µm pore size for asbestos sampling. The high-quality cassette incorporates a 2" cowl and meets stringent quality standards.

Name	Count	Order No.
Lead Cassette	50/box	9804-14
TEM Cassette	50/box	9804-17
PCM Cassette	50/box	9804-16







# 06

## VENTILATION







The breadth of the ALLEGRO ventilation blower line has set it apart from the competition for over three decades! Made from high-quality products, our fully certified blowers are the safest and most reliable solutions for any type of work environment or application while adhering to the OSHA standard.

**Features**

- ▷ Most comprehensive product line on the market!
- ▷ Solutions designed for a wide range of applications and industries
- ▷ Industry-leading innovation
- ▷ CE-certified and CSA-approved options
- ▷ Made from high-quality, reliable, and durable materials
- ▷ Stackable products for ease of storage
- ▷ Lightweight solutions
- ▷ E-version options wired to meet international standards
- ▷ Options designed to fit American Petroleum Institute (API) standard tanks

**Benefits**

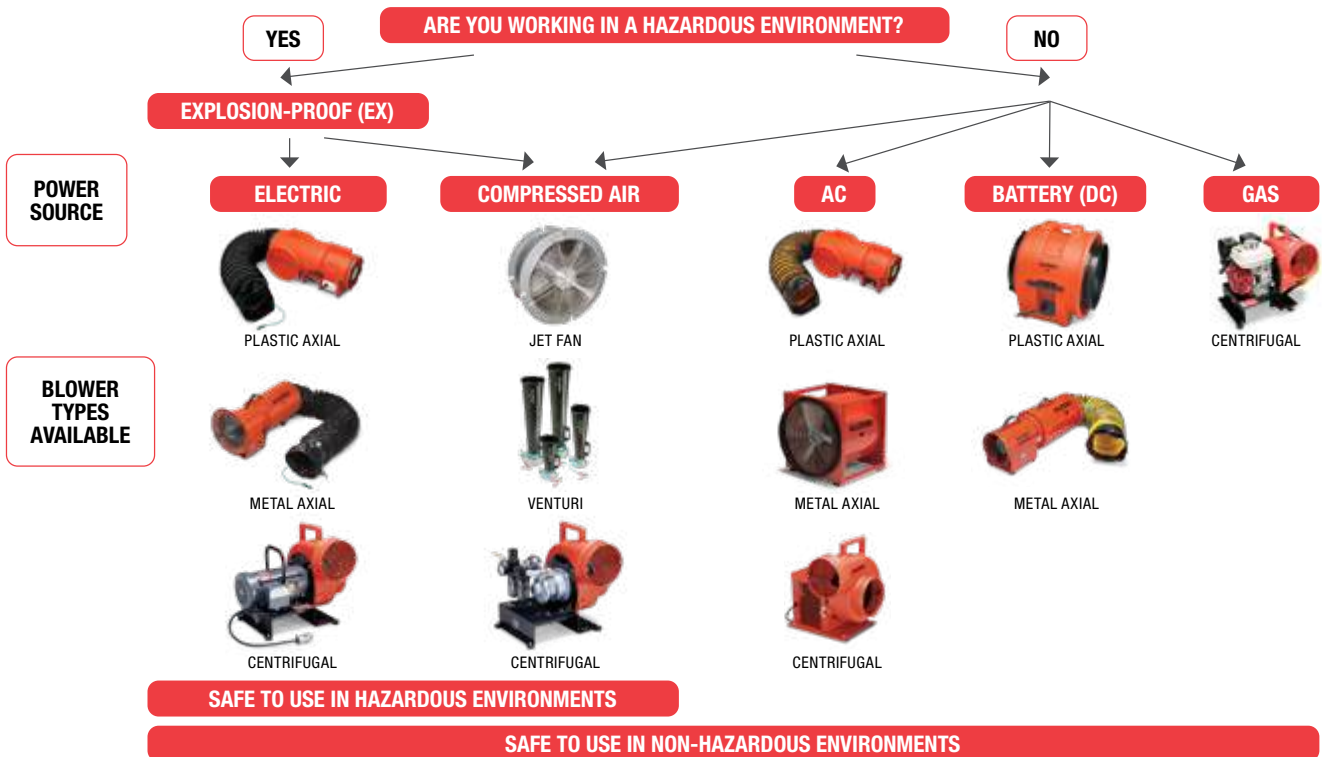
- ▷ Longer blower life helps lower total cost of ownership
- ▷ Easy transport to and from the job site
- ▷ Complete blower systems ensure you have everything you need to keep your space well ventilated
- ▷ Expert technical support and service

	About	Features	When To Use
<b>AXIAL</b> 	<ul style="list-style-type: none"> <li>• Designed for high airflow with lower pressure*</li> <li>• Plastic and metal versions offered</li> <li>• Can be used with in-line axial booster blowers as a velocity accelerator for longer duct distances</li> </ul>	<ul style="list-style-type: none"> <li>• Lightweight</li> <li>• Low-cost</li> </ul>	<ul style="list-style-type: none"> <li>• When portability and cost are major factors</li> <li>• When working in smaller confined spaces</li> <li>• Best for short distances with minimal ducting and bends</li> </ul>
<b>CENTRIFUGAL</b> 	<ul style="list-style-type: none"> <li>• Uses a "squirrel cage" design creating high amounts of CFM with very high air pressure*</li> <li>• They are typically heavier than axial blowers</li> </ul>	<ul style="list-style-type: none"> <li>• Air does not cross over motor, minimizing contamination risk</li> </ul>	<ul style="list-style-type: none"> <li>• Best for moving air longer distances, using long or multiple lengths of duct and more 90° bends</li> </ul>
<b>VENTURI</b> 	<ul style="list-style-type: none"> <li>• Operates with compressed air being pushed through a pneumatic hose</li> <li>• Generates very high amount of CFM*</li> <li>• No fan or moving parts</li> </ul>	<ul style="list-style-type: none"> <li>• Low maintenance</li> <li>• Designed to fit American Petroleum Institute (API) standard tanks</li> </ul>	<ul style="list-style-type: none"> <li>• Best for tanks</li> <li>• Used for pushing or removing air from tanks or other large areas to rapidly remove gases prior to entry</li> </ul>
<b>JET FANS</b> 	<ul style="list-style-type: none"> <li>• Operate with compressed air being pushed through a pneumatic air hose</li> <li>• Generates very high CFM*</li> </ul>	<ul style="list-style-type: none"> <li>• Designed to fit American Petroleum Institute (API) standard tanks</li> </ul>	<ul style="list-style-type: none"> <li>• Best for tanks or other large areas</li> <li>• Used for pushing or removing air from tanks or other large areas to rapidly remove gases prior to entry</li> </ul>

\*When selecting a blower, all ventilators have two characteristics to consider:

1. Air pressure – Force of air volume is measured by inch of water gauge (WG) 2. Airflow – Air volume delivered and measured by cubic feet per minute (CFM)

## HOW TO CHOOSE YOUR ALLEGRO BLOWER



Scan this code to access our Blower CFM calculator.



**VENTILATION AIR EXCHANGE CHART**

ALLEGRO Industries recommends air exchange at a rate of at least 20 times per hour.

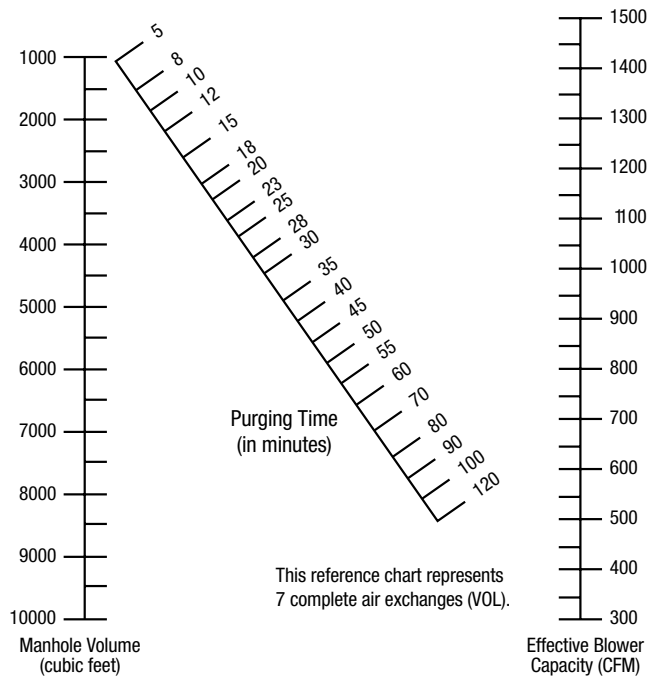
Confined Space Volume (Cubic Feet)	Blower Cubic Feet Per Min. (CFM) Output Needed*
1000	333
2000	667
3000	1000
4000	1333
5000	1667
6000	2000
7000	2333
8000	2667
9000	3000
10000	3333

\*Take into account 90° bends of ducting. See specifications under each blower description.



**USE OF ALIGNMENT CHART:**

1. Place straightedge on manhole volume (left scale).
2. Place other end of straightedge on blower capacity (right scale).
3. Read required purging time, in minutes, on diagonal scale.
4. If two blowers are used, add the two capacities, then proceed as above.
5. When toxic gases are encountered, increase purging time 50%.
6. Effective blower capacity is measured with one, or two 90° bends in standard 15-foot blower hose. See chart.



**HAZARDOUS LOCATION INFORMATION**

Reference: Explosion-Proof Blowers: 9503, 9509-01, 9513-05, 9514-05, 9514-06, 9515-01, 9515-50EX, 9525-01, 9525-50EX, 9538, 9538-15, 9538-25, 9538-50, 9539-12EX, 9539-12EXI, 9548, 9548-15, 9548-25, 9558, 9558-15, 9558-25\* National Electrical Code (NEC) A hazardous location is an area where the possibility of explosion and fire is created by the presence of flammable gases, vapors, dusts, fibers, or flyings. NOTE: Fibers and flyings are not likely to be suspended in the air, but can collect around machinery or on lighting fixtures and where heat, a spark, or hot metal can ignite them.

**CLASS I**  
(NEC-500-5)  
Those areas in which flammable gases or vapors may be present in the air in sufficient quantities to be explosive or ignitable.

**CLASS II**  
(NEC-500-6)  
Those areas made hazardous by the presence of combustible dust.

**CLASS III**  
(NEC-500-7)  
Those areas in which there are easily ignitable fibers or flyings present, due to type of material being handled, stored, or processed.

**DIVISION I**  
(NEC-800-5, 6, 7)  
In the normal situation, hazard would be expected to be present in everyday production operations or during frequent repair and maintenance activity.

**DIVISION 2**  
(NEC-500-5, 6, 7)  
In the abnormal situation, material is expected to be confined within closed containers or closed systems and will be present only through accidental rupture, breakage or unusual faulty operation.

**GROUPS**  
(NEC-500-3)  
The gases and vapors of Class I locations are broken into four groups by the code: A, B, C, and D. These materials are grouped according to the ignition temperature of the substance, its explosion pressure and other flammable characteristics. The dust locations of Class II are designated E, F, and G. These groups are classified according to the ignition temperature and the conductivity of the hazardous substance.  
*NOTE: For detailed group descriptions refer to NEC-500-3.*

- TYPICAL CLASS I LOCATIONS**
- Petroleum refineries and gasoline storage and dispensing areas.
  - Industrial firms that use flammable liquids in dip tanks for parts cleaning or other operations.
  - Petrochemical companies that manufacture chemicals from gas and oil.
  - Dry cleaning plants where vapors from cleaning fluids can be present.
  - Companies that have spraying areas where they coat product with paint or plastics.
  - Aircraft hangers and fuel servicing areas.
  - Utility gas plants and operations involving storage and handling or liquefied petroleum gas or natural gas.

- TYPICAL CLASS II LOCATIONS**
- Grain elevators, flour and feed mills.
  - Plants that manufacture, use or store magnesium or aluminum powders.
  - Plants that have chemical or metallurgical processes, producers of plastics, medicines, and fireworks, etc.
  - Producers of starch or candies.
  - Spice-grinding plants, sugar plants, and cocoa plants.
  - Coal preparation plants and other carbon-handling or processing areas.

- TYPICAL CLASS III LOCATIONS**
- Textile mills, cotton gins, cotton seed mills, and flax processing plants.
  - Any plant that shapes, pulverizes, or cuts wood and creates sawdust or flyings.

\* WARNING: Explosion-proof blowers must be used with statically conductive ducting.

# AXIAL PLASTIC BLOWERS

ALLEGRO Axial Plastic blowers are lightweight, portable, and durable units designed for use in rugged environments. They are made from corrosion-, UV- and chemical-resistant “safety orange” colored polyethylene for high visibility. They feature a molded-in carry handle for easy portability to and from the job site. All units are compact, super quiet, and provide the necessary ventilation to keep your workers comfortable, all while keeping them safe.



SCAN TO WATCH THE BLOWER IN ACTION



SCAN TO WATCH VIDEO

**YouTube**  
Video available on the ALLEGRO INDUSTRIES Channel  
[www.youtube.com/AllegroIndustries](http://www.youtube.com/AllegroIndustries)

**YouTube**  
Video available on the ALLEGRO INDUSTRIES Channel  
[www.youtube.com/AllegroIndustries](http://www.youtube.com/AllegroIndustries)



## 8" AXIAL AC PLASTIC MINI-PAK BLOWER

This new all-in-one blower w/ ducting is the lightest and shortest in the industry. The high-output compact design stores ducting inside the blower housing for an all-in-one unit for ease of operation, transportation, and storage. Available with either 15' or 25' of ducting.

*NOTE: A separate 8" duct (not included) can be attached to the intake side of the blower to draw air.*

### AC MODEL

Free Air	One 90° Bend	Two 90° Bends
791 CFM	703 CFM	621 CFM
19 lbs.	1/3 hp	115V-230V AC, 50/60 Hz

Description	Order No.
8" Axial AC Plastic Mini-Pak Blower and 15' Ducting 19 lbs.	9532-15
	9532-15E

Free Air	One 90° Bend	Two 90° Bends
760 CFM	674 CFM	602 CFM
23 lbs.	1/3 hp	115V-230V AC, 50/60 Hz

Description	Order No.
8" Axial AC Plastic Mini-Pak Blower and 25' Ducting 23 lbs.	9532-25
	9532-25E

## 8" AXIAL AC PLASTIC BLOWER

This compact unit features a polypropylene nine-blade fan, a steel/powder-coated grill, and carry handle that is molded into the blower. The bottom enclosure ensures safe and convenient storage of electrical components.

### AC MODEL

Free Air	One 90° Bend	Two 90° Bends
831 CFM	709 CFM	586 CFM
17 lbs.	1/3 hp	115V-230V AC, 50/60 Hz

Description	Order No.
8" Axial Axial AC Plastic Blower without Canister	9533
	9533-E

### DC MODEL

This unit features a polypropylene nine-blade fan, a steel/powder-coated grill. The bottom enclosure ensures safe and convenient storage of electrical components.

Free Air	One 90° Bend	Two 90° Bends
816 CFM	526 CFM	442 CFM
17 lbs.	1/4 hp	12V DC

Description	Order No.
8" Axial DC Plastic Blower without Canister	9536



### EXPLOSION-PROOF MODEL

This blower also features an electric, explosion-proof, single-phase motor that is UL-listed and CSA-certified and includes a NEMA-rated 115V plug for use with explosion-proof socket (sold separately). The bottom enclosure ensures safe and convenient storage of electrical components. Meets Class I, Divisions 1 and 2, Groups C and D and Class II, Divisions 1 and 2, Groups F and G Hazardous Location Requirements.\*

Free Air	One 90° Bend	Two 90° Bends
900 CFM	650 CFM	625 CFM
20 lbs.	1/3 hp	115V AC, 60 Hz

Description	Order No.
8" Axial Explosion-Proof Plastic Blower without Canister	9538
	9538-E



Complies with the relevant European product safety directives.  
 Blowers offered in 220V/50 Hz. Does not meet the CSA requirements for the following product safety standards: Fans and Ventilators, C22.2 No. 113. For more information call Customer Service at 800-622-3530.

Meets the CSA requirements for the following product safety standards: Fans and Ventilators, C22.2 No. 113

CFM calculated using 15' x 8", 12" or 16" ducting based on the diameter of the blower. Free Air calculated at blower.

\* See Hazardous Location Information on page 613. Warning: Explosion-proof blowers must be used with statically conductive ducting.

\*\* Explosion-Proof Blowers require an explosion-proof socket. See page 636.





**YouTube**  
Video available on the ALLEGRO INDUSTRIES Channel  
[www.youtube.com/AllegroIndustries](http://www.youtube.com/AllegroIndustries)



SCAN TO  
WATCH VIDEO

**YouTube**  
Video available on the ALLEGRO INDUSTRIES Channel  
[www.youtube.com/AllegroIndustries](http://www.youtube.com/AllegroIndustries)

## 8" AXIAL AC PLASTIC BLOWER WITH CANISTER & DUCTING

This versatile system features our 8" Axial blower with your choice of ducting in our regular-sized canister. This lightweight unit is designed with the quick-connect clipping system which allows workers to attach the canister, tools-free, to the input side for powerful extraction or output side for ventilation. The ducting stores conveniently within the canister. Special design features include blower and canister built-in carry handles.

- ▷ Available with 15', 25', or 50' ducting
- ▷ Tool-free quick-connect clipping system for the canister
- ▷ Built-in on/off switch
- ▷ Safety Orange™ color for easy on-site visibility

### AC MODEL

Free Air	One 90° Bend	Two 90° Bends
831 CFM	709 CFM	586 CFM
	1/3 hp	115V-230V AC, 50/60 Hz

Description	Order No.	
8" Axial AC Plastic Blower with Compact Canister and 15' Ducting - 25 lbs.	9533-15	
	9533-15E	
8" Axial AC Plastic Blower with Compact Canister and 25' Ducting - 30 lbs.	9533-25	
	9533-25E	
8" Axial AC Plastic Blower with Canister and 50' Ducting - 40 lbs.	9533-50	
	9533-50E	

### DC MODEL

Free Air	One 90° Bend	Two 90° Bends
816 CFM	526 CFM	442 CFM
	1/4 hp	12V DC



Description	Order No.
8" Axial DC Plastic Blower with Compact Canister and 15' Ducting - 25 lbs.	9536-15
8" Axial DC Plastic Blower with Compact Canister and 25' Ducting - 30 lbs.	9536-25
8" Axial DC Plastic Blower with Canister and 50' Ducting - 38 lbs.	9536-50

## 8" AXIAL EXPLOSION-PROOF PLASTIC BLOWER WITH CANISTER & DUCTING

This unit features a polypropylene nine-blade fan and a steel/powder-coated grill. The bottom enclosure ensures safe and convenient storage of electrical components.

- ▷ Electric, explosion-proof, single-phase motor (UL-listed, CSA-certified)
- ▷ NEMA-rated 115V plug
- ▷ Quick-connect clipping system for tools-free attachment of canister
- ▷ Powerful extraction (input side) or ventilation (output side)
- ▷ Meets Hazardous Location Requirements: Class I, Divisions 1 and 2, Groups C and D, Class II, Divisions 1 and 2, Groups F and G

Free Air	One 90° Bend	Two 90° Bends
900 CFM	650 CFM	625 CFM
20 lbs.	1/3 hp	115V AC, 60 Hz



Description	Order No.	
8" Axial Explosion-Proof Plastic Blower with Compact Canister and 15' Statically Conductive Ducting - 31 lbs.	9538-15	
	9538-15E	
8" Axial Explosion-Proof Plastic Blower with Compact Canister and 25' Statically Conductive Ducting - 36 lbs.	9538-25	
	9538-25E	
8" Axial Explosion-Proof Plastic Blower with Canister and 50' Statically Conductive Ducting - 46 lbs.	9538-50	
	9538-50E	



## 8" AXIAL AC AND DC PLASTIC BLOWER SYSTEM WITH MVP

The Complete Ventilation System includes everything you'll need for your confined space site. Systems include:

- ▷ 8" lightweight plastic blower, duct canister with 15' of ducting
- ▷ Manhole Ventilation Passthru (MVP), with 6' of ducting

Description	Order No.	
8" AC Plastic Blower System with 8" MVP	9520-33M	
8" DC Plastic Blower System with 8" MVP	9520-36M	USA
8" AC EX-Proof Plastic Blower System w/ 8" Ex-Proof MVP (9533-15 Blower)	9520-38MEX	



**YouTube**

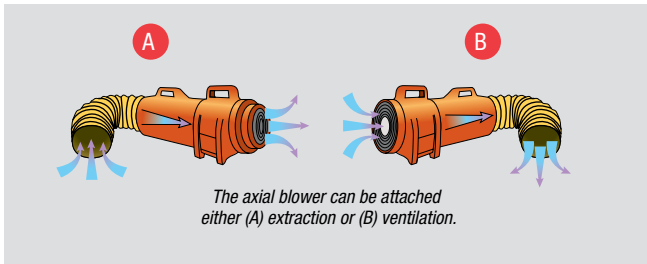
Video available on the ALLEGRO INDUSTRIES Channel!  
[www.youtube.com/AllegroIndustries](http://www.youtube.com/AllegroIndustries)



SCAN TO  
WATCH VIDEO



\*Image above represents standard blower only



## 12" AXIAL AC PLASTIC BLOWER WITH CANISTER & DUCTING

This lightweight and super quiet unit features a polyethylene housing and canister assembly. The quick-connect clipping system allows workers to attach the canister, tools-free, to the input side for powerful extraction or output side for ventilation.

- ▷ Molded carry handle
- ▷ Available with 15' or 25' of PVC-coated vinyl and polyester ducting
- ▷ Ducting stores easily within the storage canister

Free Air	One 90° Bend	Two 90° Bends
1842 CFM	1004 CFM	933 CFM
28 lbs.	1 hp	115V-230V AC, 50/60 Hz

Description	Order No.	
12" Axial AC Plastic Blower	9543	CE
	9543-E	e
12" Axial AC Plastic Blower with Canister and 15' Ducting - 43 lbs.	9543-15	CE
	9543-15E	e
12" Axial AC Plastic Blower with Canister and 25' Ducting - 49 lbs.	9543-25	CE
	9543-25E	e

## 12" AXIAL DC PLASTIC BLOWER WITH CANISTER & DUCTING

Designed for applications requiring larger air output, our 12" Axial DC Plastic Blower features a 1/4 hp motor with an efficient three-blade impeller in a rugged, lightweight polyethylene housing.

- ▷ Complete system with alligator clips and storage canister
- ▷ Available with 15' or 25' of ducting
- ▷ Powered by standard car or truck batteries

Free Air	One 90° Bend	Two 90° Bends
1330 CFM	1005 CFM	808 CFM
28 lbs.	1/3 hp	12V DC

Description	Order No.
12" Axial DC Plastic Blower	9546
12" Axial DC Plastic Blower with Canister and 15' Ducting - 43 lbs.	9546-15
12" Axial DC Plastic Blower with Canister and 25' Ducting - 49 lbs.	9546-25





SCAN TO  
WATCH VIDEO



Video available on the ALLEGRO INDUSTRIES Channel  
www.youtube.com/AllegroIndustries



## 12" AXIAL EXPLOSION-PROOF PLASTIC BLOWER WITH CANISTER & DUCTING

This compact and super quiet unit features a polypropylene six-blade fan, a steel/powder-coated grill, and a molded carry handle. The bottom enclosure ensures safe and convenient storage of electrical components.

- ▷ **Electric, explosion-proof, single-phase motor (UL/CSA listed)**
- ▷ **NEMA-rated 115V plug for use with explosion-proof socket (sold separately)**
- ▷ **Quick-connect clipping system for tools-free attachment of canister**
- ▷ **Powerful extraction (input side) or ventilation (output side)**
- ▷ **Meets Hazardous Location Requirements: Class I, Divisions 1 and 2, Groups C and D, Class II, Divisions 1 and 2, Groups F and G**

Free Air	One 90° Bend	Two 90° Bends
1484 CFM	1174 CFM	1014 CFM
28 lbs.	1/3 hp	120V AC, 60 Hz



Description	Order No.	
12" Axial Explosion-Proof Plastic Blower	9548	
	9548-E	
12" Axial Explosion-Proof Plastic Blower with Canister and 15' Statically Conductive Ducting - 47 lbs.	9548-15	
	9548-15E	
12" Axial Explosion-Proof Plastic Blower with Canister and 25' Statically Conductive Ducting - 54 lbs.	9548-25	
	9548-25E	



## 12" AXIAL AC AND DC PLASTIC BLOWER SYSTEM WITH MVP

Everything needed for your confined space site is in this Complete Ventilation System from ALLEGRO. Systems include:

- ▷ **12" lightweight plastic blower, duct canister with 15' of ducting**
- ▷ **Manhole Ventilation Passthru (MVP), with 6' of ducting**

Description	Order No.	
12" Axial AC Plastic Blower System with 12" MVP	9520-43M	
12" Axial DC Plastic Blower System with 12" MVP	9520-46M	

Complies with the relevant European product safety directives.

Blowers offered in 220V/50 Hz. Does not meet the CSA requirements for the following product safety standards: Fans and Ventilators, C22.2 No. 113. For more information call Customer Service at 800-622-3530.

Meets the CSA requirements for the following product safety standards: Fans and Ventilators, C22.2 No. 113

CFM calculated using 15' x 8", 12" or 16" ducting based on the diameter of the blower. Free Air calculated at blower.

\* See Hazardous Location Information on page 613. Warning: Explosion-proof blowers must be used with statically conductive ducting.

\*\* Explosion-Proof Blowers require an explosion-proof socket. See page 636.





SCAN TO WATCH VIDEO



Video available on the ALLEGRO INDUSTRIES Channel  
www.youtube.com/AllegroIndustries











## 16" AXIAL AC PLASTIC BLOWER WITH CANISTER & DUCTING

This high-output blower is ideally suited for large confined spaces such as paper mills, tank purging, or utility sites. The quick-connect clipping system allows workers to attach the canister, tools-free, to the input side for powerful extraction or output side for ventilation. Added features include:

- ▷ Molded carry handle, built-in on/off switch
- ▷ Enclosed electrical components
- ▷ 15' or 25' of PVC-coated vinyl
- ▷ Polyester ducting which stores easily within the storage canister

Free Air	One 90° Bend	Two 90° Bends
3200 CFM	2350 CFM	2250 CFM
40 lbs.	1 hp	115V AC, 60 Hz

Description	Order No.	
16" Axial AC Plastic Blower	9553	 
16" Axial AC Plastic Blower with Canister and 15' Ducting - 66 lbs.	9553-15	  
16" Axial AC Plastic Blower with Canister and 25' Ducting - 72 lbs.	9553-25	  

## 16" AXIAL DC PLASTIC BLOWER WITH CANISTER & DUCTING

This high-output blower is perfect for large confined spaces such as paper mills, tank purging, or utility sites where access to electricity might not be readily available. The quick-connect clipping system allows workers to attach the canister, tools-free, to the input side for powerful extraction or output side for ventilation.

- ▷ Designed to be used with standard car or truck batteries
- ▷ Corrosion-, UV-, and chemical-resistant "safety orange" polyethylene
- ▷ Delivers both positive and negative airflow from a six-blade polypropylene fan
- ▷ Super quiet operation
- ▷ Molded carry handle with built-in On/Off switch
- ▷ Enclosed electrical components
- ▷ Available as a complete system with storage canister, 15' or 25' of ducting, and alligator clips




Video available on the ALLEGRO INDUSTRIES Channel  
www.youtube.com/AllegroIndustries





## 16" AXIAL EXPLOSION-PROOF PLASTIC BLOWER WITH CANISTER & DUCTING

This electric explosion-proof blower is perfect for large confined spaces in statically conductive environments. The quick-connect clipping system allows workers to attach the canister, tools-free, to the input side for powerful extraction or output side for ventilation.




- ▷ Single-phase motor with NEMA-rated 115V plug (for use with explosion-proof socket, sold separately) Bottom enclosure for safe and convenient storage of electrical components
- ▷ Meets Hazardous Location Requirements: Class I, Divisions 1 and 2, Groups C and D, Class II, Divisions 1 and 2, Groups F and G
- ▷ Certified to CSA Standard C22.2 No.113

Free Air	One 90° Bend	Two 90° Bends	
2849 CFM	2290 CFM	1951 CFM	
52 lbs.	3/4 hp	115/208-230V AC, 60 Hz	

Description	Order No.	
16" Axial Explosion-Proof Plastic Blower	9558	
16" Axial Explosion-Proof Plastic Blower with Canister and 15' Statically Conductive Ducting - 78 lbs.	9558-15	
16" Axial Explosion-Proof Plastic Blower with Canister and 25' Statically Conductive Ducting - 85 lbs.	9558-25	



Free Air	One 90° Bend	Two 90° Bends
2359 CFM	1666 CFM	1587 CFM
48 lbs.	1/2 hp	12V DC

Description	Order No.	
16" Axial DC Plastic Axial Blower	9556	
16" Axial DC Plastic Blower with Canister and 15' Ducting - 74 lbs.	9556-15	
16" Axial DC Plastic Blower with Canister and 25' Ducting - 81 lbs.	9556-25	



# AXIAL INDUSTRIAL PLASTIC BLOWERS

ALLEGRO Axial Industrial Plastic blowers are lightweight, portable, and durable units designed for use in industrial environments. They are made from corrosion-, UV- and chemical-resistant "safety orange" colored polyethylene for high visibility. They feature a molded-in carry handle and enclosed electrical components for easy portability to and from the job site. All units are compact, super quiet, and feature a stackable design that allows for multiple units to be used in minimum space.



## 8" AXIAL AC INDUSTRIAL PLASTIC BLOWER

This lightweight, portable, single-phase motor blower is ideally suited for light industrial or utility confined space applications. This unit features enclosed electrical components with built-in On/Off switch making it a valuable blower. Ducting can be added to both inlet and outlet side of blower for ventilation or extraction purposes.

Free Air	One 90° Bend	Two 90° Bends
865 CFM	550 CFM	350 CFM
16 lbs.	1/3 hp	115V AC, 60 Hz

Order No. 9539-08



## 12" AXIAL DC INDUSTRIAL PLASTIC BLOWER

This blower delivers both positive and negative airflow and is perfect for larger confined spaces such as paper mills, tank purging, or utility sites. Our DC blowers are designed to be used with standard car or truck batteries as the source of power.

Free Air	One 90° Bend	Two 90° Bends
1450 CFM	1075 CFM	900 CFM
19 lbs.	1/4 hp	12V DC

Order No. 9539-12DC



**CE** Complies with the relevant European product safety directives.

**ETL** Meets the CSA requirements for the following product safety standards: Fans and Ventilators, C22.2 No. 113

CFM calculated using 15' x 8", 12" or 16" ducting based on the diameter of the blower. Free Air calculated at blower.

\* See Hazardous Location Information on page 613. Warning: Explosion-proof blowers must be used with statically conductive ducting.

\*\* Explosion-Proof Blowers require an explosion-proof socket. See page 636.

## 12" AXIAL AC INDUSTRIAL PLASTIC BLOWER

This single-phase motor blower is ideally suited for large confined spaces such as paper mills, tank purging, or utility sites. This blower delivers both positive and negative airflow.

Free Air	One 90° Bend	Two 90° Bends
2180 CFM	1330 CFM	1255 CFM
31 lbs.	1 hp	115V AC, 60 Hz

Order No. 9539-12



## 12" AXIAL EXPLOSION-PROOF INDUSTRIAL PLASTIC BLOWER

This electric, lightweight, and easily portable explosion-proof blower is ideally suited for large confined spaces in statically conductive environments.

- ▷ Single-phase motor with NEMA-rated 115V plug (for use with explosion-proof socket, sold separately)
- ▷ Meets Hazardous Location Requirements: Class I, Divisions 1 and 2, Groups C and D, Class II, Divisions 1 and 2, Groups F and G
- ▷ Certified to CSA Standard C22.2 No. 113

Free Air	One 90° Bend	Two 90° Bends
1475 CFM	1300 CFM	1200 CFM
25 lbs.	1/3 hp	115V AC, 60 Hz



Order No. 9539-12EX



## 8" AND 12" AXIAL AC INDUSTRIAL PLASTIC BLOWER SYSTEMS WITH MVP

The complete Ventilation System includes everything you'll need for your confined space site! Systems include:

- ▷ 8" or 12" Axial AC Industrial Plastic Blower
- ▷ Includes 15' of ducting
- ▷ Storage Bag
- ▷ 8" or 12" Manhole Ventilation Passthru (MVP), with 6' of ducting

Description	Order No.	
8" Axial AC Industrial Plastic Blower System with 8" MVP	9520-398M	
12" Axial AC Industrial Plastic Blower System with 12" MVP	9520-3912M	



## 16" AXIAL DC INDUSTRIAL PLASTIC BLOWER

Lightweight, portable, and durable, this high-output blower is ideally suited for large confined spaces such as paper mills, tank purging, or utility sites where access to electricity might not be readily available. It is designed to be used with standard car or truck batteries.

- ▷ Made from corrosion-, UV-, and chemical-resistant "safety orange" colored polyethylene
- ▷ Delivers both positive and negative airflow from a six-blade polypropylene fan
- ▷ Super quiet operation
- ▷ Molded carry handle with built-in On/Off switch Enclosed electrical components

Free Air	One 90° Bend	Two 90° Bends
2359 CFM	1666 CFM	1587 CFM
48 lbs.	1/2 hp	12V DC

Order No. 9539-16DC



## 16" AXIAL AC INDUSTRIAL PLASTIC BLOWER

Lightweight, portable, and durable, this high-output blower is ideally suited for large confined spaces such as paper mills, tank purging, or utility sites. This blower delivers both positive and negative airflow from a three-blade polypropylene fan. Certified to CSA Standard C22.2 No.113.

Free Air	One 90° Bend	Two 90° Bends
3200 CFM	2350 CFM	2250 CFM
40 lbs.	1 hp	115V AC, 60 Hz

Order No. 9539-16



## 16" AXIAL EXPLOSION-PROOF INDUSTRIAL PLASTIC BLOWER

This electric, explosion-proof blower is ideally suited for large confined spaces in statically conductive environments.

- ▷ Single-phase motor with NEMA-rated 115V plug (for use with explosion-proof socket, sold separately)
- ▷ Meets Hazardous Location Requirements: Class I, Divisions 1 and 2, Groups C and D, Class II, Divisions 1 and 2, Groups F and G
- ▷ Certified to CSA Standard C22.2 No.113

Free Air	One 90° Bend	Two 90° Bends
2849 CFM	2290 CFM	1951 CFM
51 lbs.	3/4 hp	115V AC, 60 Hz

Order No. 9539-16EX



# AXIAL INLINE BOOSTER PLASTIC BLOWERS

## 8" AND 12" AXIAL AC INLINE BOOSTER PLASTIC BLOWERS



Ducting Not Included

Designed for use when there is a need to run long lengths of ventilation ducting while maintaining a high CFM, this blower allows ducting to be attached to both the intake and exhaust ends. Multiple blowers can be placed in series to achieve positive or negative ventilation. These lightweight, portable, single-phase motor blowers are ideally suited for industrial or utility confined space applications, featuring super quiet performance and a "safety orange" color.

- ▷ Molded carry handles for easy transport
- ▷ Stackable design with built-in On/Off switches
- ▷ Enclosed electrical components for added safety
- ▷ Certified to CSA STD C22.2 No 113 and Air Delivery certified CEESI

Order No. 9539-08I

Order No. 9539-12I



Ducting Not Included

## 12" AXIAL EXPLOSION-PROOF INLINE BOOSTER PLASTIC BLOWER

Designed for use when there is a need to run long lengths of statically conductive ducting while maintaining a high CFM. This explosion-proof blower allows statically conductive ducting to be attached to both the intake and exhaust ends. Multiple blowers can be placed in series to achieve positive or negative ventilation.

- ▷ Electric, lightweight, and easily portable
- ▷ Ideally suited for large confined spaces in statically conductive environments
- ▷ Single-phase motor with NEMA-rated 115V plug (for use with explosion-proof socket, sold separately)
- ▷ Meets Hazardous Location Requirements: Class I, Divisions 1 and 2, Groups C and D, Class II, Divisions 1 and 2, Groups F and G

Order No. 9539-12EXI



CE Complies with the relevant European product safety directives.

ETL Meets the CSA requirements for the following product safety standards:  
Fans and Ventilators, C22.2 No. 113

# AIR BAGS

Exclusive to ALLEGRO, these air bag blowers are designed for operations that are constantly on the go. These metal axial blowers are built into a heavy-duty polyester bag forming an all-in-one unit. Designed with zippered ends that allow blower use without removing blower from the bag. Zipper openings allow for plug/cord inlet and outlet.



SCAN TO  
WATCH VIDEO



Video available on the ALLEGRO INDUSTRIES Channel  
[www.youtube.com/AllegroIndustries](http://www.youtube.com/AllegroIndustries)



## AIR BAG 8

Featuring an 8" metal blower system with 15' or 25' ducting built into a heavy-duty polyester bag forming an all-in-one unit for ease of operation. Polypropylene nine-blade fan, steel/powder-coated housing and grill, carry handle with molded-in 2-speed switch.

- ▷ 60 Hz, 1.4 Amps, 2-speed On/Off switch
- ▷ Ducting: Single-Ply lightweight vinyl/ polyester PVC-coated
- ▷ Yellow with black wear-strip and integrated nylon attachment strap on one end
- ▷ Dimensions: 27"l x 15"w x 12"h

### AC MODEL

Free Air                      760 CFM  
(high speed)                1/4 hp                              120V, 60 Hz

Description	Order No.
AC with 15' Ducting - 25 lbs.	9535-08
AC with 25' Ducting - 29 lbs.	9535-08L

### DC MODEL

Free Air                      668 CFM  
(high speed)                1/4 hp                              12V DC

Description	Order No.
DC with 15' Ducting - 26 lbs.	9535-08DC
DC with 25' Ducting - 29 lbs.	9535-08LDC



Meets the CSA requirements for the following product safety standards:  
Fans and Ventilators, C22.2 No. 113

CFM calculated using 15' x 8", 12" or 16" ducting based on the diameter of the blower.  
Free Air calculated at blower.

\* See Hazardous Location Information on page 613. Warning: Explosion-proof blowers must be used with statically conductive ducting.

\*\* Explosion-Proof Blowers require an explosion-proof socket. See page 636.





## AIR BAG 12

Featuring a 12" metal blower system with 15' or 25' ducting built into a heavy-duty polyester bag forming an all-in-one unit for ease of operation. Polypropylene nine-blade fan, steel/powder-coated housing and grill, carry handle with molded-in 2-speed switch.

- ▷ 60 Hz, 3.8 Amps, 2-speed On/Off switch
- ▷ Ducting: Single-Ply lightweight vinyl/polyester PVC-coated
- ▷ Yellow with black wear-strip and integrated nylon attachment strap on one end
- ▷ Dimensions: 28"l x 16"w x 14"h

### AC MODEL

Free Air 1840 CFM  
(high speed) 1/2 hp 120V AC, 60 Hz

Description	Order No.
AC with 15' Ducting - 35 lbs.	9535-12
AC with 25' Ducting - 41 lbs.	9535-12L

### DC MODEL

Free Air 1360 CFM  
(high speed) 1/2 hp 12V DC

Description	Order No.
DC with 15' Ducting - 36 lbs.	9535-12DC
DC with 25' Ducting - 39 lbs.	9535-12LDC

## 8" AND 12" AIR BAG BLOWER SYSTEMS WITH MVP

The complete Ventilation System includes everything you'll need for your confined space site. Systems include:

- ▷ 8" or 12" Metal all-in-one Air Bag Blower with 15' ducting
- ▷ 8" or 12" Manhole Ventilation Passthru (MVP), with 6' of ducting

Description	Order No.
8" AC Air Bag Blower System with 8" MVP	9520-358M
12" AC Air Bag Blower System with 12" MVP	9520-3512M



**YouTube**  
Video available on the ALLEGRO INDUSTRIES Channel  
[www.youtube.com/AllegroIndustries](http://www.youtube.com/AllegroIndustries)



SCAN TO WATCH VIDEO



# AXIAL METAL BLOWERS



## 8" AXIAL AC METAL BLOWER

This compact, lightweight 8" Axial Blower offers the highest output available from an AC electric motor. It is designed with tough steel construction, a durable grill, a convenient carrying handle, and rubber feet. Its small profile means easy storage. Certified to CSA STD C22.2 No 113. Air delivery certified CEESI.

Free Air	One 90° Bend	Two 90° Bends
1275 CFM	661 CFM	582 CFM
19 lbs.	1/3 hp	120V AC, 60 Hz



Order No. 9513  
Order No. 9513-E



## 8" AXIAL DC METAL BLOWER

Perfect for locations where electricity is not available, this lightweight and easily portable 8" DC Axial Metal Blower may be operated off a standard car or truck battery. It features a 1/4 hp, 12V DC electric motor with thermal protector and single-speed performance. Alligator clips are included.

Free Air	One 90° Bend	Two 90° Bends
1150 CFM	800 CFM	650 CFM
18 lbs.	1/4 hp	12V DC



Order No. 9506



## 8" AXIAL AC METAL BLOWER WITH CANISTER & DUCTING

Engineered for convenience, this 8" Axial Blower is an all-in-one ventilation system. The design allows ducting to collapse into a built-in canister for easy storage.

- ▷ Can be stored vertically to use minimal space
- ▷ Includes blower, built-in storage canister, and 15 or 25 feet of ducting
- ▷ Certified to CSA STD C22.2 No 113
- ▷ Air delivery certified CEESI

Free Air	One 90° Bend	Two 90° Bends
1275 CFM	661 CFM	582 CFM
32 lbs.	1/3 hp	120V AC, 60 Hz



Description	Order No.
15 ft. of Ducting	9514
15 ft. of Ducting	9514-E



Free Air	One 90° Bend	Two 90° Bends
1275 CFM	661 CFM	582 CFM
46 lbs.	1/3 hp	120V AC, 60 Hz

Description	Order No.
25 ft. of Ducting	9514-25
25 ft. of Ducting	9514-25E



## 8" AXIAL DC METAL BLOWER WITH CANISTER & DUCTING

This complete, all-in-one ventilation system includes an 8" Axial Blower powered by a 12-volt DC motor, with 15 or 25 feet of ducting and a built-in storage canister.

- ▷ Lightweight system with handle and feet for portability
- ▷ Easy to store
- ▷ Designed to be used with standard car or truck batteries

Free Air	One 90° Bend	Two 90° Bends
1150 CFM	800 CFM	650 CFM
31 lbs.	1/4 hp	12V DC



Description	Order No.
15 ft. of Ducting	9506-01

Free Air	One 90° Bend	Two 90° Bends
1150 CFM	800 CFM	650 CFM
37 lbs.	1/4 hp	12V DC

Description	Order No.
25 ft. of Ducting	9506-25





SCAN TO  
WATCH VIDEO

YouTube

Video available on the ALLEGRO INDUSTRIES Channel  
[www.youtube.com/AllegroIndustries](http://www.youtube.com/AllegroIndustries)

## 8" AXIAL EXPLOSION-PROOF METAL BLOWER

This blower features an electric, explosion-proof, single-phase motor that is UL-listed and includes a NEMA-rated 115V plug.

- ▷ **Tough steel construction**
- ▷ **Meets Hazardous Location Requirements: Class I, Divisions 1 and 2, Groups C and D, Class II, Divisions 1 and 2, Groups F and G**

Free Air 890 CFM 31 lbs.	One 90° Bend 825 CFM 1/3 hp	Two 90° Bends 770 CFM 115V AC, 60 Hz
--------------------------------	-----------------------------------	--

Description	Order No.			
Blower only	9513-05			
8" Axial Explosion-Proof Blower with Canister & 15 ft. of Statically Conductive Ducting - 49 lbs.	9514-05			
8" Axial Explosion-Proof Blower with Canister & 25 ft. of Statically Conductive Ducting - 57 lbs.	9514-06			
	9514-06E			

## 8" AXIAL AC AND DC METAL BLOWER SYSTEMS WITH MVP

Easy-to-order, easy-to-use Complete Ventilation Systems including all the most requested equipment you need for your confined space site.

The systems include:

- ▷ **8" Axial AC or DC Blower, duct canister with 15' of ducting**
- ▷ **Manhole Ventilation Passthr (MVP), with 6' of ducting**

Description	Order No.
8" AC Axial Blower System with 8" MVP	9520-14M
8" DC Axial Blower System with 8" MVP	9520-06M
8" AC EX- Proof Axial Blower System w/ 8" Ex-Proof MVP (9514-15 Blower)	9520-05MEX



\*Image above represents standard blower only

Blowers offered in 220V/50 Hz. Does not meet the CSA requirements for the following product safety standards: Fans and Ventilators, C22.2 No. 113. For more information call Customer Service at 800-622-3530.

Meets the CSA requirements for the following product safety standards: Fans and Ventilators, C22.2 No. 113

CFM calculated using 15' x 8", 12" or 16" ducting based on the diameter of the blower. Free Air calculated at blower.

\* See Hazardous Location Information on page 613. Warning: Explosion-proof blowers must be used with statically conductive ducting.

\*\* Explosion-Proof Blowers require an explosion-proof socket. See page 636.



## 8" AXIAL AC METAL COM-PAX-IAL BLOWER

Weighing 13% less than our 9513, this blower features a venturi inlet to increase CFM. Designed with tough steel construction, rubber feet, handle, and a durable grill. Complete with AC electric motor. Blower sold separately or with quick-connect canister with 15' or 25' ducting included.

Free Air	One 90° Bend	Two 90° Bends
778 CFM	645 CFM	496 CFM
17 lbs.	1/3 hp	120V AC, 60 Hz



Order No. 9534



## 8" AXIAL DC METAL COM-PAX-IAL BLOWER

Designed to run off a standard car or truck battery when you're on the road. A 12V DC electric motor with single-speed performance is included in this lightweight and easy-to-store blower. It also features a cord with a handle, alligator clips, durable grill, and tough steel construction that's built to last.

Free Air	One 90° Bend	Two 90° Bends
796 CFM	667 CFM	480 CFM
16 lbs.	1/4 hp	12V DC



Order No. 9537

## 8" AXIAL AC METAL COM-PAX-IAL BLOWER WITH CANISTER & DUCTING

This lightweight and compact Com-pax-ial blower is an all-in-one ventilation system sold with quick-connect 15' or 25' ducting canister which attaches quickly without tools with Cam-lock latches.

Free Air	One 90° Bend	Two 90° Bends
778 CFM	645 CFM	496 CFM
	1/3 hp	120V AC, 60 Hz



Description	Order No.
8" AC Com-pax-ial Blower with 15' Ducting Canister Assembly - 34 lbs.	9534-15
15' Canister Conversion Kit (use with 9534 & 9537)	9534-15C
8" AC Com-pax-ial Blower with 25' Ducting Canister Assembly - 37 lbs.	9534-25
25' Canister Conversion Kit (use with 9534 & 9537)	9534-25C



## 8" AXIAL DC METAL COM-PAX-IAL BLOWER WITH CANISTER & DUCTING

Designed to run off a standard car or truck battery, this lightweight and easy-to-store blower features a 12V DC electric motor with single speed performance. The quick-connect canister with 15' or 25' ducting attaches quickly without tools. It also includes a cord with handle, alligator clips, and Cam-lock latches for secure connections. The durable grill and tough steel construction ensure this blower is built to last.

- ▷ Cord with handle and alligator clips
- ▷ Cam-lock latches for secure connections
- ▷ Durable grill and tough steel construction

Free Air	One 90° Bend	Two 90° Bends
796 CFM	667 CFM	480 CFM
31 lbs.	1/4 hp	12V DC



Description	Order No.
8" DC Com-pax-ial Blower with Canister & 15 ft. of Ducting	9537-15

Free Air	One 90° Bend	Two 90° Bends
796 CFM	667 CFM	480 CFM
36 lbs.	1/4 hp	12V DC

Description	Order No.
8" DC Com-pax-ial Blower with Canister & 25 ft. of Ducting	9537-25

Blowers offered in 220V/50 Hz. Does not meet the CSA requirements for the following product safety standards: Fans and Ventilators, C22.2 No. 113. For more information call Customer Service at 800-622-3530.

Meets the CSA requirements for the following product safety standards: Fans and Ventilators, C22.2 No. 113

CFM calculated using 15' x 8", 12" or 16" ducting based on the diameter of the blower. Free Air calculated at blower.

\* See Hazardous Location Information on page 613. Warning: Explosion-proof blowers must be used with statically conductive ducting.

\*\* Explosion-Proof Blowers require an explosion-proof socket. See page 636.





## 12" AXIAL AC STANDARD METAL BLOWER

Designed for applications requiring larger amounts of air output, the Standard 12" Axial Blower offers a 1/3 hp motor with an efficient three-blade impeller in a rugged, lightweight metal housing. Certified to CSA Standard C22.2 No.113

Free Air 1763 CFM 27 lbs.	One 90° Bend 1401 CFM 1/3 hp	Two 90° Bends 1227 CFM 120V AC, 60 Hz
---------------------------------	------------------------------------	---

Order No. 9509



## 12" AXIAL AC HIGH-OUTPUT METAL BLOWER

Designed for applications requiring larger amounts of air output, this 12" Axial High-Output Blower features a 1/2 hp motor with efficient three-blade impeller in a rugged, lightweight, and portable metal housing. Certified to CSA Standard C22.2 No.113.

Free Air 2202 CFM 40 lbs.	One 90° Bend 1674 CFM 1/2 hp	Two 90° Bends 1598 CFM 115V AC, 60 Hz
---------------------------------	------------------------------------	---

Order No. 9509-50

Order No. 9509-50E



## 12" AXIAL AC STANDARD METAL BLOWER SYSTEM WITH MVP

The complete Ventilation System includes everything you'll need for your confined space site! The systems include:

- ▷ 12" Axial AC Standard Metal Blower
- ▷ Includes 15' of ducting
- ▷ Storage Bag
- ▷ 12" Manhole Ventilation Passthru (MVP), with 6' of ducting

Description	Order No.
12" Axial AC Standard Metal Blower System with 12" MVP	9520-09M



## 12" AXIAL EXPLOSION-PROOF METAL BLOWER

Designed for applications requiring larger amounts of air output, this blower features a 1/3 hp single-phase motor with an efficient three-blade impeller in a rugged, lightweight metal housing. It includes a NEMA-rated 125V plug for use with an explosion-proof socket (sold separately).

- ▷ Meets Class I, Division 1 and 2, Groups C & D
- ▷ Meets Class II, Division 1 and 2, Groups F & G
- ▷ Certified to CSA Standard C22.2 No.113

Free Air 1636 CFM 33 lbs.	One 90° Bend 1255 CFM 1/3 hp	Two 90° Bends 1156 CFM 115V AC, 60 Hz
---------------------------------	------------------------------------	---

Order No. 9509-01

Order No. 9509-01E



## 12" AXIAL DC METAL BLOWER

Designed for applications requiring larger amounts of air output, the DC 12" Axial Metal Blower offers a 1/4 hp motor with an efficient three-blade impeller in a rugged, lightweight metal housing. Our DC Blowers are designed to be used with standard car or truck batteries as the source of power.

Free Air 1685 CFM 24 lbs.	One 90° Bend 1220 CFM 1/4 hp	Two 90° Bends 1020 CFM 12V DC
---------------------------------	------------------------------------	-------------------------------------

Order No. 9529





SCAN TO  
WATCH VIDEO



Video available on the ALLEGRO INDUSTRIES Channel  
[www.youtube.com/AllegroIndustries](http://www.youtube.com/AllegroIndustries)



## 16" AXIAL AC STANDARD METAL BLOWER

Designed for very large confined spaces, this large 1/2 hp 16" Standard Axial Metal Blower delivers high output for drawing or pushing air. The durable and tough metal housing holds a six-blade impeller.

Free Air	One 90° Bend	Two 90° Bends
3400 CFM	2800 CFM	2300 CFM
47 lbs.	1/2 hp	115V AC, 60 Hz

Order No. 9515  
Order No. 9515-E



## 16" AXIAL EXPLOSION-PROOF METAL BLOWER

Designed for use in applications requiring a large amount of output in a hazardous location environment, our 16" Axial Explosion-Proof Metal Blower features a 1/2 hp single-phase motor and an efficient six-blade impeller fan in a rugged metal housing. It includes a NEMA-rated 115V plug for use with an explosion-proof socket (sold separately).

- ▷ Rugged metal housing
- ▷ Efficient six-blade impeller fan
- ▷ Meets Class I, Division 1 and 2, Groups C & D, and Class II, Division 1 and 2, Groups F & G
- ▷ Certified to CSA Standard C22.2 No.113

Free Air	One 90° Bend	Two 90° Bends
2900 CFM	1800 CFM	1750 CFM
67 lbs.	1/2 hp	115V-230V AC, 60 Hz

Order No. 9515-01



## 16" AXIAL DC STANDARD METAL BLOWER

Designed for applications requiring a large amount of output. This DC Standard Metal Blower features a 1/2 hp motor with an efficient six-blade impeller in a rugged metal housing with handles on each side for easy portability. Our DC Blowers are designed to be used with standard car or truck batteries as the source of power.

Free Air	One 90° Bend	Two 90° Bends
2929 CFM	1981 CFM	1762 CFM
54 lbs.	1/2 hp	12V DC

Order No. 9515-DC



## 16" AXIAL EXPLOSION-PROOF HIGH-OUTPUT METAL BLOWER

Designed for applications requiring maximum output, this unit features a housing made from 16-gauge cold rolled steel, powder-coated in "safety orange," and holds a three-blade impeller. Powered by a 1 1/2 hp, 3450 RPM UL-listed, IECex/ATEX/INMETRO certified motor, it also includes a 115V plug and interchangeable flange for intake or exhaust mounting.

- ▷ Integrated carry handles for easy transport
- ▷ Steel/zinc plated grill
- ▷ 4 rubber feet
- ▷ Built-in On/Off switch and voltage change switch

Free Air	One 90° Bend	Two 90° Bends
4839 CFM	2942 CFM	2926 CFM
62 lbs.	1 1/2 hp	115V-230V AC, 50/60 Hz

Order No. 9515-50EX  
Order No. 9515-50EXE



## 16" AXIAL AC HIGH-OUTPUT METAL BLOWER

Designed for applications requiring a maximum amount of output, this 16" High-Output Blower offers a 2 hp electric motor housed in a rugged metal casing. Its efficient three-blade impeller and high-powered motor allow for high airflow. Includes a special 30 amp plug.

Free Air	One 90° Bend	Two 90° Bends
5500 CFM	4950 CFM	4400 CFM
74 lbs.	2 hp	115V-230V AC, 60 Hz

Order No. 9516





## 20" AXIAL AC STANDARD METAL BLOWER

Designed for applications requiring maximum output, this unit features a housing made from 16-gauge cold rolled steel, powder-coated in "safety orange," and holds a three-blade impeller. It also includes an interchangeable flange for intake or exhaust mounting.

- ▷ **Integrated carry handles for easy transport**
- ▷ **Steel/zinc plated grill**
- ▷ **Includes 4 rubber feet**
- ▷ **UL-listed and certified to CSA Standard C22.2 No.113**

Free Air	One 90° Bend	Two 90° Bends
4650 CFM	3150 CFM	2950 CFM
56 lbs.	1/2 hp	115V AC, 60 Hz



**Order No. 9525**  
**Order No. 9525-E**



## 20" AXIAL EXPLOSION-PROOF METAL BLOWER

Designed for use in applications requiring a large amount of output in a hazardous location environment, our 20" Axial Explosion-Proof Metal Blower features a 1/2 hp single-phase motor and an efficient three-blade impeller fan in a rugged metal housing. It also includes a NEMA-rated 115V plug for use with an explosion-proof socket (sold separately).

- ▷ **UL-listed**
- ▷ **Meets Class I, Division 1 and 2, Groups C & D**
- ▷ **Meets Class II, Division 1 and 2, Groups F & G**
- ▷ **Certified to CSA Standard C22.2 No.113**

Free Air	One 90° Bend	Two 90° Bends
4650 CFM	3150 CFM	2950 CFM
75 lbs.	1/2 hp	115V-230V AC, 60 Hz



**Order No. 9525-01**  
**Order No. 9525-01E**



## 20" AXIAL AC HIGH-OUTPUT METAL BLOWER

Designed for applications requiring maximum output, this unit features a housing made from 16-gauge cold rolled steel, powder-coated in "safety orange," and holds a four-blade impeller. It also includes an interchangeable flange for intake or exhaust mounting.

- ▷ **Integrated carry handles for easy transport**
- ▷ **Steel/zinc plated grill**
- ▷ **4 rubber feet**
- ▷ **UL-listed and certified to CSA Standard C22.2 No.113**

Free Air	One 90° Bend	Two 90° Bends
7500 CFM	6700 CFM	6130 CFM
83 lbs.	2 hp	115V-230V AC, 60 Hz



**Order No. 9525-50**



## 20" AXIAL EXPLOSION-PROOF HIGH-OUTPUT METAL BLOWER

Designed for applications requiring maximum output, this unit features a housing made from 16-gauge cold rolled steel, powder-coated in "safety orange," and holds a three-blade impeller. Powered by a 1 1/2 hp, 3450 RPM UL-listed, IECex/ATEX/INMETRO certified motor, it includes a 115V plug and an interchangeable flange for intake or exhaust mounting.

- ▷ **Integrated carry handles for easy transport**
- ▷ **Steel/zinc plated grill**
- ▷ **4 rubber feet**
- ▷ **Built-in On/Off switch and voltage change switch**

Free Air	One 90° Bend	Two 90° Bends
6837 CFM	5268 CFM	4829 CFM
71 lbs.	1 1/2 hp	115V-230V AC, 50/60 Hz



**Order No. 9525-50EX**  
**Order No. 9525-50EXE**



**Blowers offered in 220V/50 Hz. Does not meet the CSA requirements for the following product safety standards: Fans and Ventilators, C22.2 No. 113. For more information call Customer Service at 800-622-3530.**

**Meets the CSA requirements for the following product safety standards: Fans and Ventilators, C22.2 No. 113**

*CFM calculated using 15' x 8", 12" or 16" ducting based on the diameter of the blower. Free Air calculated at blower.*

*\* See Hazardous Location Information on page 613. Warning: Explosion-proof blowers must be used with statically conductive ducting.*

*\*\* Explosion-Proof Blowers require an explosion-proof socket. See page 636.*



## 26" AXIAL AC STANDARD METAL BLOWER

Designed for applications requiring maximum output, the 26" Axial Standard Metal Blower offers the highest output of any of our ventilation blowers. The housing is made from 16-gauge cold rolled steel and powder-coated in "safety orange," holding a three-blade impeller.

- ▷ *Interchangeable flange for intake or exhaust mounting*
- ▷ *Integrated carry handles for easy transport*
- ▷ *Steel/zinc plated grill*
- ▷ *4 rubber feet*

Free Air	One 90° Bend	Two 90° Bends
9570 CFM	8610 CFM	7750 CFM
105 lbs.	2 hp	115V AC, 60 Hz



**Order No. 9530**





# CENTRIFUGAL BLOWERS



SCAN TO  
WATCH VIDEO



Video available on the ALLEGRO INDUSTRIES Channel  
[www.youtube.com/AllegroIndustries](http://www.youtube.com/AllegroIndustries)

## CENTRIFUGAL STANDARD BLOWER

Excellent for ventilating most confined spaces, this unit is designed with a tough, lightweight polyethylene housing, metal safeguards, and a steel fan for durability. Two 8" ports offer positive ventilation or fume extraction, and the metal base with feet provides greater stability. The electric 1/3 hp motor is cage-enclosed for protection.

- ▷ On/Off switch and built-in carry handle for increased portability
- ▷ Works well with generators
- ▷ Air delivery certified CEESI
- ▷ Certified to CSA Standard C22.2 No. 113

Free Air	One 90° Bend	Two 90° Bends
1066 CFM	839 CFM	745 CFM
38 lbs.	1/3 hp	115V AC, 60 Hz



Order No. 9504



## CENTRIFUGAL HIGH-OUTPUT BLOWER

Designed for larger confined space environments that require faster purge times, this unit features a tough, lightweight polyethylene housing for durability, with metal safeguards and a steel fan for added safety. Two 8" ports offer positive ventilation or fume extraction, and the metal base with feet provides greater stability.


- ▷ Electric 3/4 hp motor with higher CFM output, cage-enclosed for protection
- ▷ On/Off switch and built-in carry handle for increased portability
- ▷ Certified to CSA Standard C22.2 No. 113


Free Air	One 90° Bend	Two 90° Bends
1570 CFM	1100 CFM	900 CFM
45 lbs.	3/4 hp	115V-230V AC, 60 Hz



Order No. 9504-50  
Order No. 9504-50E



 Blowers offered in 220V/50 Hz. Does not meet the CSA requirements for the following product safety standards: Fans and Ventilators, C22.2 No. 113. For more information call Customer Service at 800-622-3530.

 Meets the CSA requirements for the following product safety standards: Fans and Ventilators, C22.2 No. 113

CFM calculated using 15' x 8", 12" or 16" ducting based on the diameter of the blower.  
Free Air calculated at blower.

\* See Hazardous Location Information on page 613. Warning: Explosion-proof blowers must be used with statically conductive ducting.

\*\* Explosion-Proof Blowers require an explosion-proof socket. See page 636.



## CENTRIFUGAL TWO-SPEED BLOWER

This blower offers greater flexibility with high speed for applications such as purging an area, and lower speed for very dusty environments. The 8" ports allow for positive or negative ventilation, and the steel box-mounted electric motor and tough polyethylene housing ensure durability.

- ▷ *Inline GFI for safety*
- ▷ *Steel base for stability*
- ▷ *Designed for both high-speed and low-speed applications*
- ▷ *Durable construction with 8" ports for versatile ventilation*

### LOW SPEED

Free Air	One 90° Bend	Two 90° Bends
760 CFM	500 CFM	360 CFM
64 lbs.	¾ hp	115V AC, 60 Hz

### HIGH SPEED

Free Air	One 90° Bend	Two 90° Bends
1850 CFM	1050 CFM	800 CFM
64 lbs.	¾ hp	115V AC, 60 Hz

Order No. 9507



## CENTRIFUGAL HEAVY-DUTY EXPLOSION-PROOF BLOWER

This blower features an electric, explosion-proof, single-phase motor that is UL-listed and CSA-certified, including a NEMA-rated 115V plug for use with an explosion-proof socket (sold separately). Its ABS housing provides non-sparking safety, and the smart compact design allows for easy use and storage without sacrificing airflow.

- ▷ *Meets Class I, Divisions 1 and 2, Groups C and D*
- ▷ *Meets Class II, Divisions 1 and 2, Groups F and G Hazardous Location Requirements\**
- ▷ *Designed for non-sparking safety*
- ▷ *Compact design for easy use and storage*

Free Air	One 90° Bend	Two 90° Bends
1570 CFM	1100 CFM	900 CFM
76 lbs.	¾ hp	115V-230V AC, 60 Hz



Order No. 9503

Order No. 9503-E



## CENTRIFUGAL HEAVY-DUTY BLOWER

High performance and durability are built into this Heavy-Duty Blower. Its large 1 ½ hp motor and 8" ports deliver high CFM allowing workers to draw out or push air in. The electric motor is totally enclosed, and the high-impact polyethylene housing offers greater durability.

Free Air	One 90° Bend	Two 90° Bends
1700 CFM	1200 CFM	960 CFM
61 lbs.	1 ½ hp	115V-230V AC, 60 Hz

Order No. 9502



## CENTRIFUGAL GAS BLOWER (BRIGGS & STRATTON)

Perfect for remote locations where electricity is unavailable, this gasoline-powered, 5 hp blower offers high flow rates. The 8" ports and steel guards ensure safety, while the polyethylene housing with a built-in handle provides durability and convenience. It is designed with a sturdy metal base to minimize rocking and offer greater stability.

- ▷ *Powered by 3.2 quarts of gasoline for 3-4 hours of running time*
- ▷ *Includes 6-foot inlet hose extension*
- ▷ *Built-in handle for easy transport*
- ▷ *Sturdy metal base for stability*

Free Air	One 90° Bend	Two 90° Bends
1390 CFM	1152 CFM	1079 CFM
62 lbs.	5 hp	Briggs & Stratton

Order No. 9505





## CENTRIFUGAL GAS BLOWER (HONDA)

Perfect for remote locations where electricity is unavailable, this gasoline-powered, 4.8 hp, 4-stroke blower offers high flow rates and the durability of a Honda engine. The 8" ports and steel guards ensure safety, while the polyethylene housing with a built-in handle provides durability and convenience during transport.

- ▷ **Sturdy metal base minimizes blower rocking and offers greater stability**
- ▷ **Includes 6-foot inlet hose extension**
- ▷ **Built-in handle for easy transport**
- ▷ **High flow rates with Honda engine durability**

Free Air	One 90° Bend	Two 90° Bends	MADE IN THE ★ USA
1420 CFM	910 CFM	845 CFM	
58 lbs.	4.8 hp	Honda (four stroke)	

Order No. 9505-50



## CENTRIFUGAL AIR-DRIVEN BLOWER

Ideal for areas where a compressor is readily available, this air-driven model requires 30 CFM at 40 psi. It uses an aluminum fan for explosion-proof requirements and includes a steel base, polyethylene housing, 2-stage filter, regulator, and lubricator.

*If used in hazardous environments, use statically conductive ducting.*

Free Air	One 90° Bend	Two 90° Bends	MADE IN THE ★ USA
1800 CFM	1350 CFM	900 CFM	
43 lbs.			

Order No. 9508



## CENTRIFUGAL STANDARD BLOWER SYSTEM WITH MVP

Our Complete Ventilation Systems include all the most requested equipment you need for your confined space site. The systems include:

- ▷ **Your choice of Centrifugal Blower**
- ▷ **Includes 15' of ducting**
- ▷ **Storage Bag**
- ▷ **Manhole Ventilation Passthru (MVP), with 6' of ducting**



Description	Order No.	
8" AC Standard Blower System w/ MVP (9504 Blower)	9520-04M	ETL TRANS
8" High-Output Blower System w/ MVP (9504-50 Blower)	9520-50M	
8" Briggs & Stratton Gas Blower System w/ MVP (9505 Blower)	9520-05M	
8" 2-Speed Blower System w/ MVP (9507 Blower)	9520-07M	
8" Heavy-Duty Explosion-Proof Blower System w/ MVP (9503 Blower)	9520-03M	ETL TRANS
8" Heavy Duty Explosion-Proof Blower System w/EX MVP (9503 Blower)	9520-03MEX	

Blowers offered in 220V/50 Hz. Does not meet the CSA requirements for the following product safety standards: Fans and Ventilators, C22.2 No. 113. For more information call Customer Service at 800-622-3530.

Meets the CSA requirements for the following product safety standards: Fans and Ventilators, C22.2 No. 113

CFM calculated using 15' x 8", 12" or 16" ducting based on the diameter of the blower. Free Air calculated at blower.

\* See Hazardous Location Information on page 613. Warning: Explosion-proof blowers must be used with statically conductive ducting.

\*\* Explosion-Proof Blowers require an explosion-proof socket. See page 636.

# VENTURI BLOWERS

*Our Venturi Blowers are a perfect solution to moving air in refineries, utility and power plants, shipyards, paper and pulp plants, marine and steel industries, and manhole operations.*

Use our Venturi Blowers to remove poisonous, explosive, or hazardous fumes from confined spaces such as process towers, tanks, and large pipes. You can cool workers in elevated temperature conditions or cool heavy equipment that may be in danger of overheating with a blast of directed air. Our line of high-performance, lightweight Venturi Blowers helps to create a safe, healthy working environment leading to greater efficiency and productivity. Welding fumes, hot air, gases, and smoke can all be removed quickly and easily while our Venturi Blowers can also be used to move fresh air into a manhole.



**METAL**



SCAN TO WATCH VIDEO



Video available on the ALLEGRO INDUSTRIES Channel  
[www.youtube.com/AllegroIndustries](http://www.youtube.com/AllegroIndustries)



**PLASTIC**



Video available on the ALLEGRO INDUSTRIES Channel  
[www.youtube.com/AllegroIndustries](http://www.youtube.com/AllegroIndustries)



SCAN TO WATCH VIDEO

## OPERATION

Compressed air or saturated steam is the power source for our Venturi Blower line. Small volumes of high-velocity air (from the compressed air source) run through the casting and out the nozzle jets, creating a venturi action or pulling action that creates large volumes of air through the venturi and out the air diffuser.

A 1" to 1 1/2" hose with a "crows foot" connection is recommended from your air supply source to the side inlet connection. The compressor size required can be determined by checking the chart on air consumed at various inlet pressures. Operate this Venturi Blower on air or steam lines limited to 140 psi.

- ▷ Choose from Metal or Anti-Static Plastic Linear Low-Density Polyethylene (LLDPE)
- ▷ Lightweight construction
- ▷ Convenient carry handles for one-person portability to any location
- ▷ No guards required
- ▷ Multiple inlet ports
- ▷ Sturdy steel galvanized steel diffuser
- ▷ All models include a crow's foot inlet connection
- ▷ Static ground wire is attached to the base of all blowers (for use in hazardous locations)
- ▷ Single-piece cast aluminum inlet housing



## SPECIFICATIONS

Overall Length	Diameter of Base	Diameter Top of Horn	NPT Size	Bolt Circle Diameter	Basic Slot Diameter	Net Weight	Order No.
16.75"	7.31"	6.00"	.5"	6.56"	0.4"	5.5 lbs.	9518-03S
16.75"	7.31"	6.00"	.5"	6.56"	0.4"	4.4 lbs.	9518-13S (plastic)
30.50"	7.31"	7.00"	.5"	6.56"	0.4"	8.5 lbs.	9518-03
30.50"	7.31"	7.00"	.5"	6.56"	0.4"	6.2 lbs.	9518-13 (plastic)
44.25"	11.25"	12.50"	1"	10.50"	0.4"	22.3 lbs.	9518-06
44.25"	11.25"	12.50"	1"	10.50"	0.4"	14.9 lbs.	9518-16 (plastic)
46.06"	14.37"	14.25"	1"	13.62"	0.5"	36.0 lbs.	9518-08
46.06"	14.37"	14.25"	1"	13.62"	0.5"	26.3 lbs.	9518-18 (plastic)
48.00"	17.50"	15.75"	1"	15.50"	0.6"	42.0 lbs.	9518-10

Overall length can vary up to 1/2"

Diameter Top of Horn can vary up to 1/4"





## AIRFLOW

### TOTAL AIRFLOW

60 PSIG.	80 PSIG.	100 PSIG.	Order No.	
865 CFM	1080 CFM	1205 CFM	9518-03S	9518-13S
1135 CFM	1310 CFM	1465 CFM	9518-03	9518-13
2560 CFM	3020 CFM	3700 CFM	9518-06	9518-16
4215 CFM	4810 CFM	5435 CFM	9518-08	9518-18
6180 CFM	7305 CFM	8220 CFM	9518-10	

### AIR CONSUMED

60 PSIG.	80 PSIG.	100 PSIG.	Order No.	
30 SCFM	40 SCFM	50 SCFM	9518-03S	9518-13S
30 SCFM	40 SCFM	50 SCFM	9518-03	9518-13
60 SCFM	80 SCFM	100 SCFM	9518-06	9518-16
110 SCFM	140 SCFM	180 SCFM	9518-08	9518-18
190 SCFM	250 SCFM	380 SCFM	9518-10	

### FREE AIR INDUCTION RATIOS *(Airflow divided by Air Consumed)*

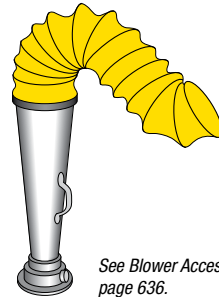
60 PSIG.	80 PSIG.	100 PSIG.	Order No.	
28.83	27.00	24.10	9518-03S	9518-13S
37.83	32.75	29.30	9518-03	9518-13
42.67	37.75	37.00	9518-06	9518-16
38.32	34.36	30.19	9518-08	9518-18
32.53	29.22	21.63	9518-10	

Example:

When using 9518-03S or 9518-13S with air supply 60 PSIG. and 30 SCFM, the total outlet airflow will generate up to 865 CFM.

Models 9518-03, 9518-03S, 9518-13, and 9518-13S use 8-inch ducting.

Models 9518-06, 9518-08, 9518-10, 9518-16, and 9518-18 use 16-inch ducting.



See Blower Accessories page 636.

### ACCESSORY PART NUMBERS

Description	Order No.
Duct to Duct Connector for 8" Ducting	9500-01
Duct to Duct Connector for 16" Ducting	9600-01
Adapter/Reducer 16" to 8"	9600-50
Storage Bag for 8" Ducting	9500-45
Storage Bag for 16" Ducting	9600-45
Storage Rack for 8" Ducting	9500-35
Storage Rack for 16" Ducting	9600-36

### DUCTING PART NUMBERS

Description	Order No.
15' of 8" Ducting	9500-15
25' of 8" Ducting	9500-25
15' of 8" Statically Conductive Ducting	9500-15EX
25' of 8" Statically Conductive Ducting	9500-25EX
15' of 16" Ducting	9600-15
25' of 16" Ducting	9600-25
15' of 16" Statically Conductive Ducting	9600-15EX
25' of 16" Statically Conductive Ducting	9600-25EX

## PNEUMATIC BLOWERS



### 20" JET FAN

This heavy-duty aluminum fan can be used as a blower or exhaust by simply reverse mounting. Compressed air is pushed through a nozzle at the end of each blade, creating up to 10,500 CFM at 100 psig. The fan features heavy-duty ball bearings that are permanently lubricated and sealed for the life of the fan.

- ▷ 3/4" side mount inlet connector
- ▷ Spark resistant
- ▷ Easy to transport with recessed handles or can be rolled
- ▷ Dimensions: 9 7/8" h x 24 3/4" diameter

Order No. 9518-20



### 24" JET FAN

Compressed air is pushed through a nozzle at the end of each blade, propelling the fan at speeds up to 16,000 RPM at 100 psig. This heavy-duty aluminum fan can be used as a blower or exhaust by simply reverse mounting.

- ▷ 3/4" side mount inlet connector
- ▷ Heavy-duty ball bearings permanently lubricated and sealed for the life of the fan
- ▷ Spark-resistant unit
- ▷ Easy to transport with recessed handles or can be rolled
- ▷ Dimensions: 11 3/4" h x 32 3/4" diameter

Order No. 9518-24



## CFM AT GIVEN STATIC PRESSURE (IN WG)

Jet Fan Size	Inlet Pressure (PSIG)	Air Consumption (SCFM)	Static Pressure (in inches of water)				
			0"	1"	2"	3"	4"
20" Jet Fan	40	60	6,000	3,600	1,600	200	—
	60	114	7,500	5,900	3,900	2,300	1,200
	80	186	9,000	7,700	6,000	4,400	3,200
	100	292	10,500	9,200	7,800	6,300	4,800
24" Jet Fan	40	76	8,200	2,400	—	—	—
	60	147	11,000	6,500	—	—	—
	80	225	12,900	9,900	6,200	3,400	1,200
	100	338	16,000	14,000	11,300	8,300	6,300

# BLOWER ACCESSORIES



## ADAPTER REDUCER

Our lightweight, yellow and black, soft nylon adapter reducer is rugged enough to stand up to any working condition and is designed for most air handling capabilities. Its flexible and collapsible design allows for easy storage when not in use. The reducer is available in three models and includes a duct-to-duct connector.

Note: 16" reducers can NOT be used with 9516 and 9515-50EX blowers.

Description	Order No.
12" - 8" Flexible Vinyl	9550-50
16" - 8" Flexible Vinyl	9600-50
16" - 12" Flexible Vinyl	9600-55



## EXPLOSION-PROOF SOCKET

Designed for use in hazardous locations. Features an iron mounting box with triple coat finish and spring-loaded door keeping dust out of receptacle when plug is not in use. When plug is in use, a neoprene gasket inside receptacle seals around plug keeping out dirt, water, dust, and other foreign matter.

Description	Order No.
110V	9503-03
220V	9503-06



## BLOWER FILTER BOX

Hook up your existing blower with 8" ducting to the back of our Filter Box. It filters the ambient air from or to the blower through the Filter Box. Can be attached on either inlet or outlet side of blower for positive or negative filtration. Filters particulates and dust. Made of galvanized sheet metal. Operates with up to two filters inserted at once. One filter included. Dimensions are 24"l x 24"w. Weighs 13 lbs.

Order No. 9500-34



## DUCT-TO-DUCT CONNECTOR

Allows safe connection of additional ducting for remote locations, this connector is constructed of galvanized steel with a raised lip to hold ducting in place.

Description	Order No.
8" diameter	9500-01
12" diameter	9550-01
16" diameter	9600-01
20" diameter	9650-01
26" diameter	9700-26



## STANDARD EXTENSION CORD

This 50' yellow extra heavy-duty cord powers 15 AMP, 120V. Weather-resistant at temperature range of -40° F to 140° F (-40° C to 60° C). Includes rugged and durable clear molded plugs. Meets OSHA specifications and UL-listed. Weighs 13 lbs.

Order No. 9540-50



## Y-DUCT CONNECTOR

Our Y-Duct Connectors help distribute airflow in multiple directions. Made of industrial-grade galvanized sheet metal and sized to fit standard 8", 12", 16" or 20" circular ducting. The adapter inlets measure 8" x 8" x 8", 12" x 12" x 12", 16" x 16" x 16" or 20" x 20" x 20" respectively. Easily connects to your ducting by using standard ring clamps. Using multiple Y-Duct Connectors with other fittings may reduce your airflow.

Description	Order No.
8" diameter, 4 lbs.	9500-Y
12" diameter, 7 lbs.	9550-Y
16" diameter, 10 1/2 lbs.	9600-Y
20" diameter, 16 lbs.	9650-Y



## EXPLOSION-PROOF EXTENSION CORD

This 50' black extension cord comes with a 20 AMP connector and plug. Weather-resistant at a temperature range of -40° F to 221° F (-40° C to 105° C). Flexible and provides excellent abrasion resistance. UL-listed and CSA-certified for indoor and outdoor use. CSA Certifications: Class I Division 1 & 2 Groups B, C, and D; Class II, Division 1 & 2 Groups F\* and G. Weighs 15.5 lbs.

*\*Do not use where electrically conductive dusts are present (most coal dust is not electrically conductive).*

Description	Order No.
110V	9540-50EX
220V	9540-60EX







ALLEGRO  
INDUSTRIES



# DUCTING



Statically conductive ducting is black.

8" DIA.      12" DIA.      16" DIA.      20" DIA.      26" DIA.



## DUCTING

We can handle all your ducting needs with our extensive offering in five different diameters: 8", 12", 16", 20", and 26". The 8" ducting is available in 6', 15', and 25' lengths. The 12", 16", 20", and 26" ducting are available in 15' and 25' lengths. Lightweight and retractable, this ducting is designed for maximum air handling capabilities and built for dual-direction flow with minimum friction loss.

- ▷ **Made from vinyl and polyester materials with PVC coating**
- ▷ **Non-collapsible design with yellow and black weather strip for visibility**
- ▷ **Meets ASTM 227 specs**
- ▷ **Temperature resistance up to 180° F**

	8"	12"	16"	20"	26"
6 feet	9500-06	9550-06			
15 feet	9500-15	9550-15	9600-15	9650-15	9700-15
25 feet	9500-25	9550-25	9600-25	9650-25	9700-25

## STATICALLY CONDUCTIVE DUCTING

We offer ducting in four different diameters: 8", 12", 16", and 20", available in 15' and 25' lengths for static conductive environments. This lightweight and retractable ducting is designed for maximum air handling capabilities with dual direction flow and low friction loss, providing a safe, positive means of discharging static build-up.

- ▷ **Made from vinyl and polyester materials with a neoprene coating**
- ▷ **Temperature resistance up to 250° F**
- ▷ **Integrated with extended solid grounding wire at each end**
- ▷ **Meets ASTM Specs and UL-94-V0 requirements**
- ▷ **Rated to 1,000,000 OHMS or less per square inch**

	8"	12"	16"	20"
15 feet	9500-15EX	9550-15EX	9600-15EX	9650-15EX
25 feet	9500-25EX	9550-25EX	9600-25EX	9650-25EX







## LAY FLAT DUCTING

Lightweight air ventilation tubing, similar to a plastic bag, is manufactured from durable clear polyethylene. Engineered for maximum elasticity, flexibility, toughness, and resistance to splitting and tearing, it is most commonly used for transferring large volumes of forced air to confined areas, such as water restoration projects, building renovations, or other temporary applications. This tubing is not designed for permanent installations and collapses when airflow stops.

- ▷ **Unaffected by moisture and most chemicals**
- ▷ **Resistant to bacterial and fungal growth, making it suitable for use in food preparation areas**
- ▷ **Temperature range: 41° F to 150° F (5° C to 65° C)**
- ▷ **22" diameter flat**
- ▷ **Length: 500'**



Description	Order No.
Fits up to 14" blowers	9500-500
Fits 16" and 20" blowers	9600-500



## PLASTIC DUCTING STORAGE CANISTERS

Constructed from Linear Low-Density Polyethylene (LLDPE), this lightweight canister holds 25' of either 8" or 12" ducting. Transporting this canister is made easy with the molded-in carry handle. A secured lid with strap and side release plastic buckle are additional design features to this convenient storage canister.



Description	Order No.
8" Plastic Ducting Storage Canister	9500-55
12" Plastic Ducting Storage Canister	9550-55



## STO-SACK

This lightweight self-storage bag with attached ducting is designed for convenient storage and easy transport of ducting. Available in different diameters and lengths, the bag features flame-retardant materials, a fastening belt to attach directly to a blower, a drawstring closure to store ducting in the bag, and a built-in carry handle.

- ▷ **Ideal for moving large volumes of air, smoke, or fumes using portable and temporary ventilation blowers under positive pressure**
- ▷ **Made of single-ply, PVC-coated, flame-retardant vinyl and polyester materials**
- ▷ **Temperature range: -20° F to 180° F (-28.8° C to 82.22° C)**
- ▷ **Retractable, non-collapsible design with Class 1 hard-drawn spring steel wire helix**
- ▷ **Includes fastening cuff to attach the bag to the blower**
- ▷ **Yellow color with black weather strip**
- ▷ **Meets ASTM 227 specifications**



Description	Order No.
8" x 15' Ducting	9500-15SB
8" x 15' Statically Conductive Ducting	9500-15EXSB
8" x 25' Ducting	9500-25SB
8" x 25' Statically Conductive Ducting	9500-25EXSB
12" x 15' Ducting	9550-15SB
12" x 15' Statically Conductive Ducting	9550-15EXSB
12" x 25' Ducting	9550-25SB
12" x 25' Statically Conductive Ducting	9550-25EXSB



## DUCT STORAGE BAG

For easy storage and transportation. Polyester bag with cylinder shape for tight controlled fit will hold up to 25 feet of 8", 12", 16" or 20" ducting. Features double zipper for ease of access, reinforced carry handle and shoulder strap.

Description	Order No.
8" Ducting	9500-45
12", 16" or 20" Ducting	9600-45

# MANHOLE VENTILATION PASSTHRU



SCAN TO  
WATCH VIDEO



Video available on the ALLEGRO INDUSTRIES Channel  
[www.youtube.com/AllegroIndustries](http://www.youtube.com/AllegroIndustries)

## 8" MANHOLE VENTILATION PASSTHRU (MVP)

The first manhole system that combines a low-profile manhole air vent, 90° elbow, and built-in mounting all in one unit. This compact and lightweight unit comes with a collapsible duct, made from vinyl and polyester with PVC coating, stored in a small storage bag, which can be quickly released and dropped into the manhole. The ducting springs back into shape once the worker is inside.

- ▷ Heat resistant up to 180° F
- ▷ Meets ASTM 227 specs and is UL 94V-0 flame-retardant
- ▷ Manhole cover fits into a flat channel corner for stabilization
- ▷ Constructed from Linear Low-Density Polyethylene (LLDPE)
- ▷ Easy to store and ships in one small carton
- ▷ Recyclable



Description	Order No.	
8" Manhole Ventilation Passthru (MVP)	9510-50	
8" Manhole Ventilation Passthru (MVP) with 15' Ducting	9510-55	

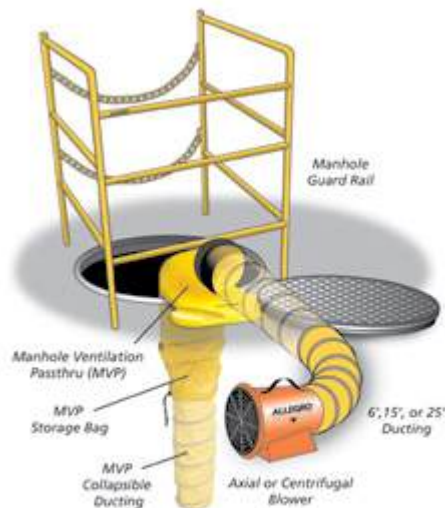
## 12" MANHOLE VENTILATION PASSTHRU (MVP)

The first manhole system that combines the low-profile manhole air vent, 90° elbow, and built-in mounting all in one unit. This unit comes with a collapsible duct for easy entry, made from vinyl and polyester with PVC coating, stored in a small storage bag that can be dropped down into the manhole with a quick release of the drawstring. The collapsible duct springs back into shape once the worker is down into the manhole. The ducting is heat resistant up to 180° F, meets ASTM 227 specs, and is UL 94V-0 flame-retardant.

- ▷ Manhole cover fits into a flat channel corner for stabilization
- ▷ Compact, lightweight, and made from Linear Low-Density Polyethylene (LLDPE)
- ▷ Not statically conductive
- ▷ Easy to store and ships in one small carton
- ▷ Recyclable



Description	Order No.	
12" Manhole Ventilation Passthru (MVP)	9510-60	
12" Manhole Ventilation Passthru (MVP) with 15' Ducting	9510-65	






## 8" EX-PROOF MANHOLE VENTILATION PASSTHRU (MVP)

The first explosion-proof system that combines the low-profile manhole air vent, 90° elbow, and built-in mounting all in one unit. This unit comes with a collapsible duct for easy entry, stored in a small storage bag that can be dropped into the manhole with a quick release of the drawstring. The Collapsible duct springs back into shape once the worker is down into the manhole. The ducting made from neoprene-coated, single ply, vinyl and polyester materials, heat resistant up to 250° F (121.1° C), meets ASTM 227 specs, and is UL 94V-0 flame retardant.

- ▷ *Manhole cover fits into a flat channel corner for stabilization*
- ▷ *Compact, lightweight, and made from Linear Low-Density Polyethylene (LLDPE) conductive material*
- ▷ *Easy to store and ships in one small carton*
- ▷ *Recyclable*

Description	Order No.
8" EX-Proof Manhole Ventilation Passthru (MVP)	9510-50EX 





# HIGH-OUTPUT FANS



*Swing Arm Mount  
Sold Separately*



SCAN TO  
WATCH VIDEO



Video available on the ALLEGRO INDUSTRIES Channel  
[www.youtube.com/AllegroIndustries](http://www.youtube.com/AllegroIndustries)



*Wall Mount Sold  
Separately*

## HIGH-OUTPUT FAN

ALLEGRO's NEW series of High-Output Fans are versatile enough to withstand tough working conditions in warehouses and industrial settings; all while offering a refreshing breeze. These durable fans are built for high-velocity performance and superior distance of air throw to keep your employees comfortable as well as maximize their productivity.

- ▷ **High CFM output**
- ▷ **Made from lightweight, high-impact Linear Low-Density Polyethylene (LLDPE)**
- ▷ **Venturi-style inlet helps create even, non-disturbed airflow**
- ▷ **Vibrant yellow color for easy visibility**
- ▷ **360° turn radius and 130° tilt angle to push air where it's needed most**
- ▷ **Low energy consumption**
- ▷ **Powder-coated steel yoke bracket that's easily mountable**
- ▷ **Available with optional swing arm or wall mount brackets**



Diameter	Length	Width	Height	Weight	CFM	Order No.
18"	16"	24.5"	16"	44 lbs.	4179	9541-18
22"	16"	29"	16"	48 lbs.	5606	9541-22





## HIGH-OUTPUT FAN WALL MOUNT

Our metal Wall Mount is made from 1/4" and is designed to mount either of our 18" or 22" High-Output Fans. Fan-mounting hardware is included while mounting hardware to the surface is not.



Description	Order No.
High-Output Fan Wall Mount (4"w x 20"d x 26.25"h)	9541-05



## HIGH-OUTPUT FAN SWING ARM MOUNT

Our metal Swing Arm Mount is made from 1/4" and is designed to mount either of our 18" or 22" High-Output Fans. The Swing Arm moves freely to position our fans in the optimal position you want. Fan-mounting hardware is included while mounting hardware to the surface is not.



Description	Order No.
High-Output Fan Wall Mount (4"w x 11.25"d x 35.4"l)	9541-10

# CARPET BLOWERS




## THREE SPEED CARPET DRYER BLOWER


Designed for speed drying of wet carpets, pads, floors, and walls. Lightweight, plastic, blue housing that holds a squirrel cage fan and is stackable for convenient storage. The integrated carry handle allows for easy transport. Flat outlet allows blower to be directed under carpets. UL-listed. Certified to CSA STD C22.2 No 113.

Dimension 20" w x 17" d x 20" h  
 Weight 28 lbs.  
 Power Supply ½ hp 115V AC, 60 Hz

Order No. 9519-03  
 Order No. 9519-03E



 Blowers offered in 220V/50 Hz. Does not meet the CSA requirements for the following product safety standards: Fans and Ventilators, C22.2 No. 113. For more information call Customer Service at 800-622-3530.

 Meets the CSA requirements for the following product safety standards: Fans and Ventilators, C22.2 No. 113







# 07

## CONFINED SPACE EQUIPMENT



# LID LIFTERS

## MAGNETIC MANHOLE LID LIFTER

Safe and strain-free removal of manhole covers  
Designed for quick and safe removal and replacement of manhole covers by yourself. Minimizes stress and strain on the back and body. Collapsible for easy storage and transport. Can access uneven textured surfaces found on manhole covers with dual position lifting points to provide the power to break loose the most stubborn covers. For safety purposes, the magnet must be in contact with manhole cover to be engaged.

- ▷ Reduces strain on operator when lifting manhole covers
- ▷ Eliminates the use of pry bars
- ▷ Folds for easy transport to worksite
- ▷ Moves covers up to 36" in diameter
- ▷ Offered with a steel or aluminum dolly
- ▷ Lifts Up To 900lbs



Video available on the ALLEGRO INDUSTRIES Channel  
[www.youtube.com/AllegroIndustries](http://www.youtube.com/AllegroIndustries)

Description	Order No.
Steel Dolly and 660 lb. Magnet (lift weight)*	9401-25
Steel Dolly and 900 lb. Magnet (lift weight)*	9401-26
Aluminum Dolly and 660 lb. Magnet (lift weight)*	9401-25A
Aluminum Dolly and 900 lb. Magnet (lift weight)*	9401-26A
Steel Dolly	9401-27
Aluminum Dolly	9401-27A

\*See spec sheets for flat and round item lifting weights.



## COMPACT MAGNETIC LID LIFTER

This lightweight, one-piece compact magnetic lid lifter makes moving the toughest manhole covers easy. It features a durable aluminum handle and base with rubber grips on the handles for secure handling. The magnets are surrounded by impaction protection guards and a storage tray allows for mobility during transportation. The magnets are made from rare neodymium that doesn't wear out.

- ▷ Three magnets (3.5"l x 2"w, 12 lbs.) provide 150 lbs. of lifting capacity
- ▷ Shell Guard: 13"l x 8"w
- ▷ Lid Lifter: 34"h, 14 lbs.

Order No. 9401-35



## MANHOLE LID LIFTER

The toughest manhole covers are easy to move with this one-piece lifter. It features a long all-steel handle that provides the leverage necessary to lift the heaviest lids. For safe storage, the alloy steel hook recesses and locks into the pole. Rubber grips on the handle and foot prevent slips and cadmium-plating fights rust. 42" long, 9 lbs.

Order No. 9401-20



Video available on the ALLEGRO INDUSTRIES Channel  
[www.youtube.com/AllegroIndustries](http://www.youtube.com/AllegroIndustries)



SCAN TO WATCH VIDEO



Video available on the ALLEGRO INDUSTRIES Channel  
[www.youtube.com/AllegroIndustries](http://www.youtube.com/AllegroIndustries)



## MAGNETIC VALVE BOX LID LIFTER

Our series of lightweight Magnetic Valve Box Lid Lifters are specifically designed to eliminate the need to bend over when lifting and removing cast iron utility and valve box covers reducing strain on your back and body. The magnetic field penetrates texture surfaces of lids and allows the operator to ergonomically lift the casting out of the way reducing toe and finger injuries. They also feature a locking On/Off handle for safety, which makes removing covers quick and easy.



Description	Order No.
Magnetic Valve Box Lid Lifter (lift weight: 50 lbs.)	9401-40
Deluxe Magnetic Valve Box Lid Lifter (lift weight: 75 lbs.)	9401-45



SCAN TO WATCH VIDEO



# LID LIFTER ACCESSORIES

These accessories are ONLY for the Magnetic Manhole Lid Lifter (9401-25/9401-26 series)



## MAGNET

Offered in two strengths, the lifting magnet will lift manhole lids up to 660 lbs. The heavy-duty magnet will lift manhole lids up to 900 lbs. Requires no special tools or power sources.

Description	Order No.
660 lb. Magnet (lift weight)*	9401-28
900 lb. Magnet (lift weight)*	9401-28S

\*See spec sheets for flat and round item lifting weights.



## MAGNETIC LID LIFTER SPREADER BAR

Allows the use of two magnets simultaneously for those extra-heavy and oversized lids or grates. Bar hangs onto existing dolly without the need to assemble. Magnets not included. Weighs 6 lbs.

Order No. 9401-31



## MAGNETIC LID LIFTER EXTENSION

Extends the overall length by 7 inches to increase the leverage for heavier lids. Also extends the distance from the wheels for very large lids. Attached to the existing dolly with set screw and pin.

Order No. 9401-33



## STORM GRATE LIFTING ADAPTER

Three hooks for easy lifting and moving rectangular storm grates.

Order No. 9401-30



## MAGNETIC LID LIFTER HOOK

Designed to angle the hook for those hard-to-reach manholes. The zinc-plated, 5/0 chain is 24 inches long for adjustability. Made of 4130 tempered steel to hold up to the heaviest lids. Heat treated to 30-35 RC & oil quench. Also included: anchor shackle (3/8" diameter, 3/8" pin, 1 3/16" spread) and threaded connector (3/8" diameter, 2 7/16" l x 3/4" w).

Order No. 9401-32



## LARGE 10" PUNCTURE PROOF WHEELS

10" puncture-proof wheels increase footprint for use on soft ground. Drop axles ensure height remains the same as when using standard wheels.

Order No. 9401-29



# CONFINED SPACE ACCESSORIES

## MANHOLE GUARD RAIL

- ▷ Strong, one-inch tubular .078-gauge steel
- ▷ Power-coated in safety yellow for a durable finish and high visibility
- ▷ Easy, tool-free assembly
- ▷ One-piece construction
- ▷ Protected entry and exit with rail locks and hooking chains
- ▷ Accommodates signs, flags, or lights
- ▷ Compatible with guard rail tent, umbrellas, or winch (9401 model only)

*\*This assembly is to be used as a "Temporary Barrier Railing" only. See OSHA 1910.146(c)(5)(ii)(B)*

Description	Order No.
33" Manhole Guard Rail	9401
42" Manhole Guard Rail	9401-05



## HIGH-IMPACT POLYMER MANHOLE SHIELD

Constructed of rugged, lightweight Polyethylene with bright yellow material that resists fading.

- ▷ Fits 28", 30", and 32" diameter manholes
- ▷ Inflatable seal ensures a watertight seal
- ▷ 4 outrigger support gussets for stabilization
- ▷ 12" tall to keep water and mud out of the manhole during work
- ▷ Can be used with ALLEGRO guard rail

Order No. 9401-12



SCAN TO  
 WATCH VIDEO



Video available on the ALLEGRO INDUSTRIES Channel  
[www.youtube.com/AllegroIndustries](http://www.youtube.com/AllegroIndustries)



## GUARD RAIL WINCH

Raising and lowering equipment into confined spaces can be impossible without this durable winch.

- ▷ Lightweight and portable
- ▷ 300 lb. capacity
- ▷ Easy mounting on 9401-model guard rail
- ▷ Side pieces made of high-tensile, heavy gauge aluminum
- ▷ Yellow finish that resists weather and wear
- ▷ Winch bar made of rugged high-tensile steel tubing with 3" drum for fast recovery
- ▷ Load control and security with two independent ratchet systems & double-disc automatic brake
- ▷ Strong and durable 1/2" and 35' nylon braided rope
- ▷ Guard rail not included

**WARNING:** Not for use as a personal retrieval device.

Description	Order No.
Guard Rail Winch	9401-10
35' Winch Rope	9401-36



Video available on the ALLEGRO INDUSTRIES Channel  
[www.youtube.com/AllegroIndustries](http://www.youtube.com/AllegroIndustries)



## MANHOLE SAFETY CROSS

The Manhole Safety Cross is a two-bar system that interlocks in the center to reduce the manhole opening size minimizing the chance of falling into the manhole. This unique safety device installs in seconds, stores easily, and causes zero damage to the manhole or street. For added safety, each bar is labeled with warning stickers and numbered for easy installation. Available in small and large adjustable size options.



Description	Order No.
Adjustable Small Manhole Safety Cross (fits 18", 21", and 24" manhole openings)	9406-24A
Adjustable Large Manhole Safety Cross (fits 26", 30", and 36" manhole openings)	9406-36A



**YouTube**  
Video available on the ALLEGRO INDUSTRIES Channel  
[www.youtube.com/AllegroIndustries](http://www.youtube.com/AllegroIndustries)





# DEWATERING PUMPS

Portable and submersible pumps are excellent for manholes, vaults, construction sites, and all dewatering needs. They offer top discharging which allows continuous operation at low water levels and extended dry runs without overheating. Includes synthetic rubber wear parts and vortex impeller for durability. All pumps and hoses feature fire hose-style quick-connect fittings, and a V-ring system to protect the shaft seal from abrasives.



## SLUDGE PUMP

Excellent for pumping standing water containing sand, solids, leaves, or debris at a maximum of 50 gallons per minute. Submersible to 39 feet and continuous running water level to 3 1/2". 1/2 hp motor.

**Order No.** 9404-04



## STANDARD DEWATERING PUMP

Excellent for manholes, vaults, construction sites, and all dewatering needs. Offers top discharging and allows continuous operation in low water levels. Includes synthetic rubber wear parts and vortex impeller. Fire hose quick-connect fitting. Offers easy disassembly with one 12mm box/socket wrench.

**Order No.** 9404-02



## PUMP DISCHARGE HOSE

Features tough PVC material, collapsible design for compact storage and fire-hose quick-connect design. Measures 50' x 2".

**Order No.** 9404-50

## SPECIFICATIONS

Model	Discharge Bore Inch	Motor Output HP	Phase	Total Head* (MAX.) ft.	Capacity (MAX.) gal/min	Rated Current-Amps	Starting Method	Weight	Length of Cable ft.	Dimensions inches		C.W.L.* inch	Order No.
										Diameter	Height		
Standard Pump	2	2/3	Single	39 1/2	63 1/2	5.4	Capacitor	21	32	7 3/8	12	2	9404-02
Sludge Pump	2	1/2	Single	39	50	5.1	Capacitor	25	20	9 1/2	13 3/8	3 1/2	9404-04

Max. Cable Length (including standard 32 ft.): \* Total Head - Maximum depth pump may be submerged. \* C.W.L. - Continuous Running Water Level





# 08

## OUTDOOR EQUIPMENT



# WORK TENTS AND HEATERS

Constructed to the highest standards for durability and ease of use, you'll find our line of outdoor equipment stands up to the elements in even the harshest of conditions. These work tents and heaters are made with high-quality materials and are designed to keep your onsite workers as comfortable as they are safe.



SCAN TO  
WATCH VIDEO



Video available on the ALLEGRO INDUSTRIES Channel  
[www.youtube.com/AllegroIndustries](http://www.youtube.com/AllegroIndustries)



SCAN TO  
WATCH VIDEO



Video available on the ALLEGRO INDUSTRIES Channel  
[www.youtube.com/AllegroIndustries](http://www.youtube.com/AllegroIndustries)



## DELUXE WORK TENT

Easy to use and very durable, the Deluxe Work Tent features quick set-up from the inside or outside with a fiberglass rod frame. These frames are uniquely designed to not pull out or poke through the fabric. A handy attached roll-up flap provides compact storage and easy transport and means no missing storage bag. Offered in two sizes, it is available in a one-door design with zipper closure or a two-door design with one zipper and one roll-up door. The pitch roof style provides extra headroom and structural strength and repels snow and water. Frame rods are bolted for increased stability and the unbreakable hinges are made of rolled steel. The free-standing structural stability is excellent in windy conditions. For safety, side panels are hi-viz green, and the white color of the tent allows proper lighting for color matching. Included is a blower duct tube in the rear of the tent, and a covered window. Flame-retardant. Weighs 32 lbs.



## ECONOMY WORK TENT

Utility shelter springs from backpack into a full-size (6' d x 6' w x 7' h) tent in seconds. It is made from water-resistant, flame-retardant, and UV-treated nylon with 360° reflective striping. Quick set-up from the inside or outside, with two floor-to-floor fiber poles for better stability and structural strength. One large door and two large windows offer easy access for workers and equipment, an open bottom allows for protection while working over manhole covers or excavation sites.

- ▷ Available in hi-viz green
- ▷ Compact and lightweight design
- ▷ Includes twelve yellow 9" plastic stakes
- ▷ Folds to 31" l x 2 1/2" h
- ▷ Weighs 22 lbs.

Order No. 9403-66

Description	Order No.
6'w x 6'd x 6 1/2'h, 1 door	9401-66
8'w x 8'd x 7 1/2'h, 1 door	9401-88
6'w x 6'd x 6 1/2'h, 2 doors	9402-66
8'w x 8'd x 7 1/2'h, 2 doors	9402-88

Height measured from peak of roof







## TENT HEATER

Our lightweight Tent Heater offers a rugged, heavy-duty design with an all-steel housing, enclosed heating elements, and a sealed motor. This powerful heater will raise the temperature 50° F (10° C) in a work tent. It is UL-listed, CSA-approved, requires 110V AC, and offers 1500 watts of 5000 BTU with 115 CFM airflow. 12"l x 8"w x 12"h. Weighs 14 lbs.

**Order No. 9401-50**



## HI-VIZ GREEN UTILITY CANOPY SHELTER

The perfect shelter for confined space sites, utilities or any workplace where shade/shelter is needed. Affordable and featuring hi-viz green for visibility, this polyester canopy offers 100% UV protection, meets CPAI 84 fire code, and is water- and fire-resistant. Powder-coated steel frame requires no tools for setup. Rust-proof ABS foot pads provide greater ground stability and pull-pin leg adjusters offer easy height adjustment and leveling capacity. This canopy offers a full truss ceiling design. Included are four steel stakes and nylon rope for securing canopy shelter and storage bag. Easy pop-up for quick set-up and tear-down. Comes with a convenient carry/storage bag. Dimensions: 10' x 10' Clearance from ground to lowest truss 7'1" (maximum) Overall height 11' (maximum). Weighs 53 lbs.

**Order No. 9403-10**



## SIDE WALL KIT

This optional Kit for the Canopy (9403-10) includes a continuous 3-wall panel. The white color of the side wall panel allows proper lighting for color matching. Made of 210D Polyester and meets CPAI 84 fire code.

**Order No. 9403-11**



Meets the CSA requirements for the following product safety standards:  
Fans and Ventilators, C22.2 No. 113

# UMBRELLAS



SCAN TO  
WATCH VIDEO



Video available on the ALLEGRO INDUSTRIES Channel  
[www.youtube.com/AllegroIndustries](http://www.youtube.com/AllegroIndustries)

Guardrail sold  
separately

## DELUXE UMBRELLA

This 84" diameter umbrella offers low-cost protection from sun and rain. It features heavy-duty vinyl in safety yellow with a sturdy 92" two-part metal pole that tilts for convenience. It can be pushed into the ground or strapped to the manhole guard rail. For easy storage, it collapses to 4' x 6" in length.

**Order No. 9403**



## NONCONDUCTIVE UMBRELLA

This 84" diameter Nonconductive Umbrella will protect you from the sun and rain at your job site. Constructed of waterproof UV-treated laminated vinyl with poles and fittings made from non-metallic material and leather-reinforced ends for added safety. The sturdy 48" pole with extension allows for adjustability measures up to 96". Set up and break down in seconds. Water-resistant storage bag included.

**Order No. 9403-03**



Video available on the ALLEGRO INDUSTRIES Channel  
[www.youtube.com/AllegroIndustries](http://www.youtube.com/AllegroIndustries)

## ECONOMY UMBRELLA

Using the same heavy-duty safety yellow vinyl as the Deluxe Umbrella, the Economy model uses a strong, pointed 84" two-part wood pole, is 68" in diameter and collapses to 4' x 6" in length.

**Order No. 9403-01**



Video available on the ALLEGRO INDUSTRIES Channel  
[www.youtube.com/AllegroIndustries](http://www.youtube.com/AllegroIndustries)

## UMBRELLA STAND

When the umbrella pole cannot be driven into the ground, this metal stand with four locking legs offers stability and ensures against collapse. The legs fold up for compact storage and easy transport.


**Order No. 9403-05**





# 09

## WALL CASES



# WALL CASES

ALLEGRO's comprehensive line of convenient storage products allow your respiratory equipment to last longer and work more efficiently. In addition, our defibrillator storage line is designed for quick and easy access—essential to storing life-saving equipment.



## HI-VIZ HEAVY-DUTY SINGLE SCBA WALL CASE

Designed for a single SCBA, this low-profile wall-mounted case provides protection from dust, moisture, and damaging plant environments. The roto-molded material makes this case lightweight yet extremely rugged. Available in hi-viz yellow or green, ALLEGRO wall cases are easy to spot in the work environment. Two viewing windows allow easy visibility of the SCBA gauges and internal bracket and straps keep the SCBA secure. Comes standard with universal cylinder bracket. Can be mounted in a corner to reduce profile. Recyclable.

Exterior 17" w x 14" d x 32" h  
Interior 15 3/4" w x 12 3/4" d x 28" h  
Weight 18 lbs.



Description	Order No.
Hi-Viz Yellow	4125
Hi-Viz Green	4150

## HI-VIZ HEAVY-DUTY DUAL SCBA WALL CASE

Built to store two SCBA units, this low-profile, hi-viz yellow or green wall-mounted case is rugged yet lightweight. Built for simple, fast installation, this wall case is also recyclable and built from Linear Low-Density Polyethylene (LLDPE). Four viewing windows on each side allow easy visibility of the SCBA gauges. Cylinder brackets and straps support the entire weight of the SCBAs. Comes with two universal wall brackets. Recyclable.

Exterior 34" w x 14" d x 32" h  
Interior 31 1/2" w x 12 3/4" d x 28" h  
Weight 38 lbs.



Description	Order No.
Hi-Viz Yellow	4325
Hi-Viz Green	4350

## ALL-WEATHER SCBA WALL CASE

Our 4600 series All-Weather SCBA Wall Cases are designed for the storage of wall-mounted SCBAs to withstand the harshest environmental and plant conditions. Made of injection-molded polypropylene, these watertight, crushproof, and dustproof cases are very lightweight but extremely rugged and durable. These cases feature a large viewing window to allow for easy visibility of the SCBA gauges. The walk-away cylinder bracket or cylinder strap supports the entire weight of the SCBA and keeps it secure inside the case.

Exterior 20.1" w x 12.1" d x 31.1" h  
Interior 17.3" w x 10.6" d x 28.4" h  
Weight 17 lbs., 21 lbs., or 22 lbs. (see below)



Description	Order No.
Wall Case w/ Nylon Strap, 17 lbs.	4600
Wall Case w/ 5.25" Bracket, 21 lbs.	4605
Wall Case w/ 6.75" Bracket, 22 lbs.	4606
Wall Case w/ 7.25" Bracket, 22 lbs.	4607



SCAN TO WATCH VIDEO



Video available on the ALLEGRO INDUSTRIES Channel  
[www.youtube.com/AllegroIndustries](http://www.youtube.com/AllegroIndustries)



## SCBA COVER KITS

The Deluxe SCBA Cover Kit protects SCBAs from dirt and UV light. Hook-and-loop closure offers quick access. Includes heavy vinyl cover, silk screened identification, masonite backboard, and a deluxe tough, yellow steel cylinder bracket.

Description	Order No.
w/ 5 1/4" clip	4110-15
w/ 6 3/4" clip	4110-16
w/ 7 1/4" clip	4110-17
Cover and Backboard only	4110-18



4111  
SERIES



4110-04



SCBA and Mask Not Included

## DELUXE SCBA BRACKET

The Deluxe SCBA Bracket is constructed of durable coated steel.

Description	Order No.
5 1/4" clip fits 30 min., hp	4111-05
6 3/4" clip fits 30 min., lp & 45 min., hp	4111-06
7 1/4" clip fits 60 min., hp	4111-07

## EBA BRACKET

For escape breathing apparatus. 4 3/4" clip fits 5/10-minute EBA.

Order No. 4110-04

## SCBA BAG

Easy to transport and store, this durable rectangular carry bag features reinforced handles, shoulder strap and dual zipper entry. Internal padding protects SCBA and mask. Accessory zipper pouch and internal straps with side release buckle. Size: 30"l x 12"w x 13"h

Order No. 4100-45



## DELUXE AND STANDARD WALL CASE

Our Deluxe and Standard wall cases protect respirators against damaging plant and window environments. They are made of corrosion-resistant ABS with ultraviolet inhibitors. Nonmetallic hinges and latches prevent rust while a rubber door seal protects equipment from dust and moisture. The Deluxe Case comes with shelf and single SCBA cylinder bracket. The Standard Case offers the same large capacity, without shelf or bracket.



SCAN TO  
WATCH VIDEO

Exterior 20" w x 13" d x 32 1/2" h  
Interior 18" w x 10" d x 28" h  
Weight 13 lbs.



Description	Order No.
Deluxe Wall Case	4100
Standard Wall Case	4101



Video available on the ALLEGRO INDUSTRIES Channel  
[www.youtube.com/AllegroIndustries](http://www.youtube.com/AllegroIndustries)

## HI-VIZ HEAVY-DUTY EMERGENCY RESPIRATOR WALL CASE

Designed to hold up to two 5 or 10 min EBAs and protect equipment from dust, moisture, and plant environments. This lightweight wall case can be mounted in a corner and the hi-viz green color makes locating easy. Made of Linear Low-Density Polyethylene (LLDPE), the rugged design features a window for easy visibility of equipment and is recyclable.

Exterior 14" w x 10" d x 21" h  
Interior 12 3/4" w x 8 3/4" d x 17" h  
Weight 10 lbs.



Order No. 4550



### RESPIRATOR STORAGE WALL CASE

Perfect for storing APRs, cartridges, and other respirator accessories such as fit testing kits, storage bags, and cleaning supplies. One shelf included.

Exterior 14" w x 9 1/2" d x 18" h  
Interior 12" w x 7 1/2" d x 16" h  
Weight 4 lbs.



Order No. 4400

### EMERGENCY RESPIRATOR WALL CASE

Holds up to two 5- or 10-minute EBAs. Made of corrosion-resistant ABS with ultraviolet inhibitors. No interior shelves.

Exterior 14" w x 9 1/2" d x 21" h  
Interior 12" w x 7 1/2" d x 19" h  
Weight 4 lbs.



Order No. 4500

### LOCKOUT / TAGOUT WALL CASE

This case can be used both inside and outside. Made to protect supplies from dust and the elements. Comes with three shelves and can be securely locked.

Exterior 14" w x 9 1/2" d x 18" h  
Interior 12" w x 7 1/2" d x 16" h  
Weight 6 lbs.



Order No. 4400-L





### PAPR WALL CASE

This lightweight design features two windows allowing for quick identification of contents. Covered pass-through allows charging while storing and will keep dirt and moisture out. You can store your PAPR without disassembling the breathing tube. Includes two shelves and storage space for batteries, cartridges, and filters.

Exterior 20" w x 13" d x 32 1/2" h  
Interior 18" w x 10" d x 28" h  
Weight 14 lbs.



Order No. 4100-P



### GENERIC ONE DOOR STORAGE CABINET

Heavy-duty steel cabinet includes two adjustable shelves, handle, and inspection window. This durable, convenient cabinet also includes a label kit with 17 custom labels (see list below).

Exterior 14" w x 13" d x 30" h  
Interior 13 3/4" w x 12 3/4" d x 29 3/4" h  
Weight 26 lbs.

Order No. 4200



### FIRE EXTINGUISHER WALL CASE

Designed to protect fire extinguishers from dust and harsh workplace environments. Made of high-impact, corrosion-resistant ABS. High-visibility red case makes locating easy. Holds all major extinguishers up to 30 lb. size.

Exterior 20" w x 13" d x 32 1/2" h  
Interior 18" w x 10" d x 28" h  
Weight 9 lbs.



Order No. 3100

## GENERIC WALL CASES

These cases are all made of corrosion-resistant ABS with ultraviolet inhibitors. The rubber door seal protects against dust and moisture, while the non-metallic hinges and latches prevent rust. You can customize these wall cases with our label kit. 17 label titles include:

*BioSafety Products*  
*Fire Extinguisher*  
*Fire Blanket*  
*Hearing Protection*  
*Hand Protection*

*Maintenance Supplies*  
*Safety Documents, MSDS*  
*Personal Protection Equipment (PPE)*  
*Respirator Fit Test Equipment*

*Instruments*  
*Respirator Storage*  
*Disposable Respirators*  
*Lockout/Tagout*

*Safety Glasses*  
*Visitor Specs*  
*Spill Kit*  
*First Aid*

#### SMALL YELLOW CASE WITH LABEL KIT AND 1 SHELF:

Exterior 14" w x 9 1/2" d x 18" h  
Interior 12" w x 7 1/2" d x 16" h  
Weight 4 lbs.

#### ALL MEDIUM CASES WITH LABEL KIT AND 1 SHELF:

Exterior 14" w x 9 1/2" d x 21" h  
Interior 12" w x 7 1/2" d x 19" h  
Weight 5 lbs.



Description	Order No.
Small Yellow w/ Label Kit, 1 shelf	4400-Y
Medium Yellow w/ Label Kit, 1 shelf	4500-Y
Medium White w/ Label Kit, 1 shelf	4500-W
Shelf	4511-00
Label Kit (17 Labels)	4500-10



# DEFIBRILLATOR STORAGE



## PLASTIC DEFIBRILLATOR WALL CASE

White case made of corrosion-resistant ABS plastic and hi-viz defibrillator graphics. Special features include a 6" x 10" window and right-hand door opening. Fits up to three optional slide-in shelves (sold individually).

Exterior 14" w x 9 1/2" d x 18" h  
 Interior 12" w x 7 1/2" d x 16" h  
 Weight 3 lbs.



Description	Order No.
Wall Case	4400-D
Shelf	4511-00



## PLASTIC DEFIBRILLATOR WALL CASE WITH STROBE

This white Defibrillator Wall Case is made of corrosion-resistant ABS plastic and includes hi-viz defibrillator graphics. It also features a 9-volt battery-powered 130-decibel alarm that goes off when the door is opened, a fully sealed, waterproof strobe light, a 6" x 10" window and right-hand door opening. Fits up to three optional slide-in shelves (sold individually).



Order No. 4400-DS

## PLASTIC DEFIBRILLATOR WALL CASE WITH ALARM

This plastic defibrillator wall case includes the same great features as our 4400-D with a 9-volt battery-powered 130-decibel alarm that goes off when the door is opened.

Order No. 4400-DA



## SMALL METAL DEFIBRILLATOR WALL CASE WITH ALARM

This metal defibrillator wall case comes in a corrosion-resistant electrostatic white finish. Defibrillator graphics are dominantly displayed. Other features include a 13" x 13" window on door front, right-hand door opening and recessed handle. Also included is a battery-operated audio alarm. Includes metal shelf.

Exterior 20 1/4" w x 9 1/4" d x 20 1/4" h  
 Interior 20 1/8" w x 8 3/4" d x 20" h  
 Weight 23 lbs.



Order No. 4210-01

# PRODUCT LISTING

Order No.	Page(s)	Order No.	Page(s)	Order No.	Page(s)	Order No.	Page(s)
011001.....	242	011106.....	246	011220.20.....	240	011410.....	250
011002.....	242	011107.....	246	011221.....	240	011410.20.....	250
011002.20.....	242	011108.....	246	011221.20.....	240	011411.....	250
011003.....	242	011109.....	246	011222.....	240	011411.20.....	250
011003.20.....	242	011110.....	246	011222.20.....	240	011412.....	250
011004.....	242	011111.....	246	011223.....	240	011412.20.....	250
011004.20.....	242	011112.....	246	011223.20.....	240	011413.....	250
011005.....	242	011113.....	246	011224.....	240	011413.20.....	250
011005.20.....	242	011114.....	246	011224.20.....	240	011414.....	250
011006.....	242	011115.....	246	011225.....	240	011414.20.....	250
011006.20.....	242	011116.....	246	011225.20.....	240	011415.....	250
011007.....	242	011117.....	246	011226.....	240	011415.20.....	250
011007.20.....	242	011118.....	246	011226.20.....	240	011416.....	250
011008.....	242	011119.....	246	011227.....	240	011416.20.....	250
011008.20.....	242	011120.....	246	011227.20.....	240	011417.....	250
011009.....	242	011121.....	246	011228.....	240	011417.20.....	250
011009.20.....	242	011122.....	246	011228.20.....	240	011418.....	250
011010.....	242	011123.....	246	011229.....	240	011418.20.....	250
011010.20.....	242	011124.....	246	011229.20.....	240	011419.....	250
011011.....	242	011125.....	246	011230.....	240	011419.20.....	250
011011.20.....	242	011126.....	246	011230.20.....	240	011420.....	250
011012.....	242	011127.....	246	011231.....	240	011420.20.....	250
011012.20.....	242	011128.....	246	011231.20.....	240	011421.....	250
011013.....	242	011129.....	246	011232.....	240	011421.20.....	250
011013.20.....	242	011130.....	246	011232.20.....	240	011422.....	250
011014.....	242	011131.....	246	011304.....	240	011422.20.....	250
011014.20.....	242	011132.....	246	011305.....	240	011423.....	250
011015.....	242	011199.....	246, 286	011306.....	240	011423.20.....	250
011015.20.....	242	011201.....	240	011307.....	240	011424.....	250
011016.....	242	011202.....	240	011308.....	240	011424.20.....	250
011016.20.....	242	011203.....	240	011309.....	240	011425.....	250
011017.....	242	011203.20.....	240	011310.....	240	011425.20.....	250
011017.20.....	242	011204.....	240	011311.....	240	011426.....	250
011018.....	242	011204.20.....	240	011312.....	240	011426.20.....	250
011018.20.....	242	011205.....	240	011313.....	240	011427.....	250
011019.....	242	011205.20.....	240	011314.....	240	011427.20.....	250
011019.20.....	242	011206.....	240	011315.....	240	011428.....	250
011020.....	242	011206.20.....	240	011316.....	240	011428.20.....	250
011020.20.....	242	011207.....	240	011317.....	240	011429.....	250
011021.....	242	011207.20.....	240	011318.....	240	011429.20.....	250
011021.20.....	242	011208.....	240	011319.....	240	011430.....	250
011022.....	242	011208.20.....	240	011320.....	240	011430.20.....	250
011022.20.....	242	011209.....	240	011321.....	240	011431.....	250
011023.....	242	011209.20.....	240	011322.....	240	011431.20.....	250
011023.20.....	242	011210.....	240	011323.....	240	011432.....	250
011024.....	242	011210.20.....	240	011324.....	240	011432.20.....	250
011024.20.....	242	011211.....	240	011325.....	240	011504.....	274
011025.....	242	011211.20.....	240	011326.....	240	011504.20.....	274
011025.20.....	242	011212.....	240	011327.....	240	011505.....	274
011026.....	242	011212.20.....	240	011328.....	240	011505.20.....	274
011026.20.....	242	011213.....	240	011329.....	240	011506.....	274
011027.....	242	011213.20.....	240	011330.....	240	011506.20.....	274
011027.20.....	242	011214.....	240	011331.....	240	011507.....	274
011028.....	242	011214.20.....	240	011332.....	240	011507.20.....	274
011028.20.....	242	011215.....	240	011404.....	250	011508.....	274
011029.....	242	011215.20.....	240	011404.20.....	250	011508.20.....	274
011029.20.....	242	011216.....	240	011405.....	250	011509.....	274
011030.....	242	011216.20.....	240	011405.20.....	250	011509.20.....	274
011030.20.....	242	011217.....	240	011406.....	250	011510.....	274
011031.....	242	011217.20.....	240	011406.20.....	250	011510.20.....	274
011031.20.....	242	011218.....	240	011407.....	250	011511.....	274
011032.....	242	011218.20.....	240	011407.20.....	250	011511.20.....	274
011032.20.....	242	011219.....	240	011408.....	250	011512.....	274
011104.....	246	011219.20.....	240	011408.20.....	250	011512.20.....	274
011105.....	246	011220.....	240	011409.....	250	011513.....	274

Order No.	Page(s)	Order No.	Page(s)	Order No.	Page(s)	Order No.	Page(s)
011513.20	274	011702	275	011911	275	012044.20	243
011514	274	011703	275	011912	275	012045	243
011514.20	274	011704	275	011913	275	012046	243
011515	274	011705	275	011914	275	012047	243
011515.20	274	011706	275	011915	275	012048	243
011516	274	011707	275	011916	275	012049	243
011516.20	274	011708	275	011917	275	012050	243
011517	274	011709	275	011918	275	012050.20	243
011517.20	274	011710	275	011919	275	012051	243
011518	274	011711	275	011920	275	012052	243
011518.20	274	011712	275	011921	275	012053	243
011519	274	011713	275	011922	275	012053.20	243
011519.20	274	011714	275	011923	275	012054	243
011520	274	011715	275	011924	275	012054.20	243
011520.20	274	011716	275	011925	275	012055	243
011521	274	011717	275	011926	275	012055.20	243
011521.20	274	011718	275	012001	243	012056	243
011522	274	011719	275	012002	243	012056.20	243
011522.20	274	011720	275	012003	243	012057	243
011523	274	011721	275	012004	243	012058	243
011523.20	274	011722	275	012005	243	012058.20	243
011524	274	011723	275	012006	243	012059	243
011524.20	274	011724	275	012007	243	012060	243
011525	274	011725	275	012007.20	243	012060.20	243
011525.20	274	011726	275	012008	243	012061	243
011526	274	011727	275	012009	243	012062	243
011526.20	274	011728	275	012010	243	012063	243
011527	274	011729	275	012010.20	243	012064	243
011527.20	274	011730	275	012011	243	012065	243
011528	274	011731	275	012012	243	012066	243
011528.20	274	011732	275	012013	243	012067	243
011529	274	011733	275	012014	243	012068	243
011529.20	274	011734	275	012015	243	012069	243
011530	274	011735	275	012016	243	012070	243
011530.20	274	011736	275	012017	243	012071	243
011531	274	011737	275	012018	243	012072	243
011531.20	274	011738	275	012019	243	012073	243
011532	274	011739	275	012020	243	012074	243
011532.20	274	011740	275	012021	243	012075	243
011604	242	011741	275	012021.20	243	012076	243
011605	242	011742	275	012022	243	012077	243
011606	242	011743	275	012023	243	012078	243
011607	242	011744	275	012024	243	012079	243
011608	242	011745	275	012025	243	012080	243
011609	242	011746	275	012025.20	243	012201	241
011610	242	011747	275	012026	243	012201.20	241
011611	242	011748	275	012027	243	012202	241
011612	242	011749	275	012028	243	012202.20	241
011613	242	011750	275	012029	243	012203	241
011614	242	011751	275	012029.20	243	012204	241
011615	242	011752	275	012030	243	012205	241
011616	242	011753	275	012031	243	012206	241
011617	242	011754	275	012031.20	243	012206.20	241
011618	242	011755	275	012032	243	012207	241
011619	242	011756	275	012032.20	243	012207.20	241
011620	242	011757	275	012033	243	012208	241
011621	242	011758	275	012034	243	012209	241
011622	242	011759	275	012035	243	012210	241
011623	242	011760	275	012035.20	243	012210.20	241
011624	242	011901	275	012036	243	012211	241
011625	242	011902	275	012036.20	243	012212	241
011626	242	011903	275	012037	243	012213	241
011627	242	011904	275	012038	243	012214	241
011628	242	011905	275	012039	243	012215	241
011629	242	011906	275	012040	243	012216	241
011630	242	011907	275	012041	243	012216.20	241
011631	242	011908	275	012042	243	012217	241
011632	242	011909	275	012043	243	012218	241
011701	275	011910	275	012044	243	012219	241



Order No. Page(s)

012220.....	241
012220.20.....	241
012221.....	241
012221.20.....	241
012222.....	241
012223.....	241
012224.....	241
012225.....	241
012225.20.....	241
012226.....	241
012227.....	241
012228.....	241
012228.20.....	241
012229.....	241
012229.20.....	241
012230.....	241
012230.20.....	241
012231.....	241
012231.20.....	241
012232.....	241
012233.....	241
012234.....	241
012235.....	241
012236.....	241
012236.20.....	241
012237.....	241
012238.....	241
012239.....	241
012240.....	241
012240.20.....	241
012241.....	241
012242.....	241
012243.....	241
012244.....	241
012245.....	241
012246.....	241
012247.....	241
012248.....	241
012249.....	241
012250.....	241
012251.....	241
012252.....	241
012252.20.....	241
012253.....	241
012253.20.....	241
012254.....	241
012254.20.....	241
012255.....	241
012255.20.....	241
012256.....	241
012256.20.....	241
012257.....	241
012257.20.....	241
012258.....	241
012258.20.....	241
012259.....	241
012259.20.....	241
012260.....	241
012401.....	251
012402.....	251
012403.....	251
012404.....	251
012405.....	251
012406.....	251
012407.....	251
012408.....	251
012409.....	251
012410.....	251
012411.....	251

Order No. Page(s)

012412.....	251
012413.....	251
012414.....	251
012415.....	251
012416.....	251
012417.....	251
012418.....	251
012419.....	251
012420.....	251
012421.....	251
012422.....	251
012423.....	251
012424.....	251
012425.....	251
012426.....	251
012427.....	251
012428.....	251
012429.....	251
012430.....	251
012431.....	251
012432.....	251
012433.....	251
012434.....	251
012435.....	251
012436.....	251
012437.....	251
012438.....	251
012439.....	251
012440.....	251
012441.....	251
012442.....	251
012443.....	251
012444.....	251
012445.....	251
012446.....	251
012447.....	251
012448.....	251
012449.....	251
012450.....	251
012451.....	251
012452.....	251
012453.....	251
012454.....	251
012455.....	251
012456.....	251
012457.....	251
012458.....	251
012459.....	251
012460.....	251
012504.....	259
012504.20.....	259
012505.....	259
012505.20.....	259
012506.....	259
012506.20.....	259
012507.....	259
012507.20.....	259
012508.....	259
012508.20.....	259
012509.....	259
012509.20.....	259
012510.....	259
012510.20.....	259
012511.....	259
012511.20.....	259
012512.....	259
012512.20.....	259
012513.....	259
012513.20.....	259

Order No. Page(s)

012514.....	259
012514.20.....	259
012515.....	259
012515.20.....	259
012516.....	259
012516.20.....	259
012517.....	259
012517.20.....	259
012518.....	259
012518.20.....	259
012519.....	259
012519.20.....	259
012520.....	259
012520.20.....	259
012521.....	259
012521.20.....	259
012522.....	259
012522.20.....	259
012523.....	259
012523.20.....	259
012524.....	259
012524.20.....	259
012525.....	259
012525.20.....	259
012526.....	259
012526.20.....	259
012527.....	259
012527.20.....	259
012528.....	259
012528.20.....	259
012529.....	259
012529.20.....	259
012530.....	259
012530.20.....	259
012531.....	259
012531.20.....	259
012532.....	259
012532.20.....	259
012601.....	260
012602.....	260
012603.....	260
012604.....	260
012605.....	260
012606.....	260
012607.....	260
012608.....	260
012609.....	260
012610.....	260
012611.....	260
012612.....	260
012613.....	260
012614.....	260
012615.....	260
012616.....	260
012617.....	260
012618.....	260
012619.....	260
012620.....	260
012621.....	260
012622.....	260
012623.....	260
012624.....	260
012625.....	260
012626.....	260
012627.....	260
012628.....	260
012629.....	260
012630.....	260
012631.....	260

Order No. Page(s)

012632.....	260
012633.....	260
012634.....	260
012635.....	260
012636.....	260
012637.....	260
012638.....	260
012639.....	260
012640.....	260
012641.....	260
012642.....	260
012643.....	260
012644.....	260
012645.....	260
012646.....	260
012647.....	260
012648.....	260
012649.....	260
012650.....	260
012651.....	260
012652.....	260
012653.....	260
012654.....	260
012655.....	260
012656.....	260
012657.....	260
012658.....	260
012659.....	260
012660.....	260
012701.....	260
012702.....	260
012703.....	260
012704.....	260
012705.....	260
012706.....	260
012707.....	260
012708.....	260
012709.....	260
012710.....	260
012711.....	260
012712.....	260
012713.....	260
012714.....	260
012715.....	260
012716.....	260
012717.....	260
012718.....	260
012719.....	260
012720.....	260
012721.....	260
012722.....	260
012723.....	260
012724.....	260
012725.....	260
012726.....	260
012804.....	266
012805.....	266
012806.....	266
012807.....	266
012808.....	266
012809.....	266
012810.....	266
012811.....	266
012812.....	266
012813.....	266
012814.....	266
012815.....	266
012816.....	266
012817.....	266

Order No.	Page(s)	Order No.	Page(s)	Order No.	Page(s)	Order No.	Page(s)
012818.....	266	013403.....	251	013942.....	244	014228.....	274
012819.....	266	013404.....	251	013945.....	244	014229.....	274
012820.....	266	013405.....	251	013950.....	244	014230.....	274
012821.....	266	013406.....	251	013953.....	244	014231.....	274
012822.....	266	013407.....	251	013955.....	244	014232.....	274
012823.....	266	013408.....	251	013960.....	244	014310.....	260
012824.....	266	013409.....	251	013965.....	244	014315.....	260
012825.....	266	013410.....	251	013969.....	244	014320.....	260
012826.....	266	013411.....	251	013970.....	244	014325.....	260
012827.....	266	013412.....	251	013972.....	244	014330.....	260
012828.....	266	013413.....	251	013975.....	244	014335.....	260
012829.....	266	013414.....	251	013980.....	244	014340.....	260
012830.....	266	013415.....	251	013983.....	244	014345.....	260
012831.....	266	013416.....	251	013985.....	244	014350.....	260
012832.....	266	013417.....	251	013990.....	244	014355.....	260
013001.....	244	013418.....	251	0139951.....	244	014360.....	260
013002.....	244	013419.....	251	014004.....	259	014365.....	260
013003.....	244	013420.....	251	014005.....	259	014370.....	260
013004.....	244	013421.....	251	014006.....	259	014380.....	260
013005.....	244	013422.....	251	014007.....	259	014385.....	260
013006.....	244	013423.....	251	014008.....	259	014390.....	260
013007.....	244	013424.....	251	014009.....	259	014395.....	260
013008.....	244	013425.....	251	014010.....	259	014400.....	260
013009.....	244	013426.....	251	014011.....	259	014405.....	260
013010.....	244	013504.....	273	014012.....	259	014410.....	260
013011.....	244	013505.....	273	014013.....	259	014415.....	260
013012.....	244	013506.....	273	014014.....	259	014420.....	260
013013.....	244	013507.....	273	014015.....	259	014425.....	260
013014.....	244	013508.....	273	014016.....	259	014430.....	260
013015.....	244	013509.....	273	014017.....	259	014504.....	261
013016.....	244	013510.....	273	014018.....	259	014505.....	261
013017.....	244	013511.....	273	014019.....	259	014506.....	261
013018.....	244	013512.....	273	014020.....	259	014507.....	261
013019.....	244	013513.....	273	014021.....	259	014508.....	261
013020.....	244	013514.....	273	014022.....	259	014509.....	261
013021.....	244	013515.....	273	014023.....	259	014510.....	261
013022.....	244	013516.....	273	014024.....	259	014511.....	261
013023.....	244	013517.....	273	014025.....	259	014512.....	261
013024.....	244	013518.....	273	014026.....	259	014513.....	261
013025.....	244	013519.....	273	014027.....	259	014514.....	261
013026.....	244	013520.....	273	014028.....	259	014515.....	261
013201.....	241	013521.....	273	014029.....	259	014516.....	261
013202.....	241	013522.....	273	014030.....	259	014517.....	261
013203.....	241	013523.....	273	014031.....	259	014518.....	261
013204.....	241	013524.....	273	014032.....	259	014519.....	261
013205.....	241	013525.....	273	014204.....	274	014520.....	261
013206.....	241	013526.....	273	014205.....	274	014521.....	261
013207.....	241	013527.....	273	014206.....	274	014522.....	261
013208.....	241	013528.....	273	014207.....	274	014523.....	261
013209.....	241	013529.....	273	014208.....	274	014524.....	261
013210.....	241	013530.....	273	014209.....	274	014525.....	261
013211.....	241	013531.....	273	014210.....	274	014526.....	261
013212.....	241	013532.....	273	014211.....	274	014527.....	261
013213.....	241	013800.....	244	014212.....	274	014528.....	261
013214.....	241	013805.....	244	014213.....	274	014529.....	261
013215.....	241	013810.....	244	014214.....	274	014530.....	261
013216.....	241	013811.....	244	014215.....	274	014531.....	261
013217.....	241	013812.....	244	014216.....	274	014532.....	261
013218.....	241	013813.....	244	014217.....	274	014601.....	262
013219.....	241	013814.....	244	014218.....	274	014602.....	262
013220.....	241	013910.....	244	014219.....	274	014603.....	262
013221.....	241	013912.....	244	014220.....	274	014604.....	262
013222.....	241	013915.....	244	014221.....	274	014605.....	262
013223.....	241	013920.....	244	014222.....	274	014606.....	262
013224.....	241	013925.....	244	014223.....	274	014607.....	262
013225.....	241	013930.....	244	014224.....	274	014608.....	262
013226.....	241	013933.....	244	014225.....	274	014609.....	262
013401.....	251	013935.....	244	014226.....	274	014610.....	262
013402.....	251	013940.....	244	014227.....	274	014611.....	262

Order No. Page(s)

014612.....	262
014613.....	262
014614.....	262
014615.....	262
014616.....	262
014617.....	262
014618.....	262
014619.....	262
014620.....	262
014621.....	262
014622.....	262
014623.....	262
014624.....	262
014625.....	262
014626.....	262
014627.....	262
014628.....	262
014629.....	262
014630.....	262
014631.....	262
014632.....	262
014633.....	262
014634.....	262
014635.....	262
014636.....	262
014637.....	262
014638.....	262
014639.....	262
014640.....	262
014641.....	262
014642.....	262
014643.....	262
014644.....	262
014645.....	262
014646.....	262
014647.....	262
014648.....	262
014649.....	262
014650.....	262
014651.....	262
014652.....	262
014653.....	262
014654.....	262
014655.....	262
014656.....	262
014657.....	262
014658.....	262
014659.....	262
014660.....	262
014701.....	262
014702.....	262
014703.....	262
014704.....	262
014705.....	262
014706.....	262
014707.....	262
014708.....	262
014709.....	262
014710.....	262
014711.....	262
014712.....	262
014713.....	262
014714.....	262
014715.....	262
014716.....	262
014717.....	262
014718.....	262
014719.....	262
014720.....	262

Order No. Page(s)

014721.....	262
014722.....	262
014723.....	262
014724.....	262
014725.....	262
014726.....	262
014804.....	261
014805.....	261
014806.....	261
014807.....	261
014808.....	261
014809.....	261
014810.....	261
014811.....	261
014812.....	261
014813.....	261
014814.....	261
014815.....	261
014816.....	261
014817.....	261
014818.....	261
014819.....	261
014820.....	261
014821.....	261
014822.....	261
014823.....	261
014824.....	261
014825.....	261
014826.....	261
014827.....	261
014828.....	261
014829.....	261
014830.....	261
014831.....	261
014832.....	261
01A004.....	269
01A004A.....	218, 269
01A005.....	269
01A005A.....	218, 269
01A006.....	269
01A006A.....	218, 269
01A007.....	269
01A007A.....	218, 269
01A008.....	269
01A008A.....	218, 269
01A009.....	269
01A009A.....	218, 269
01A010.....	269
01A010A.....	218, 269
01A011.....	269
01A011A.....	218, 269
01A012.....	269
01A012A.....	218, 269
01A013.....	269
01A013A.....	218, 269
01A014.....	269
01A014A.....	218, 269
01A015.....	269
01A015A.....	218, 269
01A016.....	269
01A016A.....	218, 269
01A017.....	269
01A017A.....	218, 269
01A018.....	269
01A018A.....	218, 269
01A019.....	269
01A019A.....	218, 269
01A020.....	269
01A020A.....	218, 269

Order No. Page(s)

01A021.....	269
01A021A.....	218, 269
01A022.....	269
01A022A.....	218, 269
01A023.....	269
01A023A.....	218, 269
01A024.....	269
01A024A.....	218, 269
01A025.....	269
01A025A.....	218, 269
01A026.....	269
01A026A.....	218, 269
01A027.....	269
01A027A.....	218, 269
01A028.....	269
01A028A.....	218, 269
01A029.....	269
01A029A.....	218, 269
01A030.....	269
01A030A.....	218, 269
01A031.....	269
01A031A.....	218, 269
01A032.....	269
01A032A.....	218, 269
01A501.....	276
01A502.....	276
01A503.....	276
01A504.....	276
01A505.....	276
01A506.....	276
01A507.....	276
01A508.....	276
01A509.....	276
01A510.....	276
01A511.....	276
01A512.....	276
01A513.....	276
01A514.....	276
01A515.....	276
01A516.....	276
01A517.....	276
01A518.....	276
01A519.....	276
01A520.....	276
01A521.....	276
01A522.....	276
01A523.....	276
01A524.....	276
01A525.....	276
01A526.....	276
01A527.....	276
01A528.....	276
01A529.....	276
01A530.....	276
01A531.....	276
01A532.....	276
01B501.....	278
01B502.....	278
01B503.....	278
01B504.....	278
01B505.....	278
01B506.....	278
01B507.....	278
01B508.....	278
01B509.....	278
01B510.....	278
01B511.....	278
01B512.....	278
01B513.....	278

Order No. Page(s)

01B514.....	278
01B515.....	278
01B516.....	278
01B517.....	278
01B518.....	278
01B519.....	278
01B520.....	278
01B521.....	278
01B522.....	278
01B523.....	278
01B524.....	278
01B525.....	278
01B526.....	278
01B527.....	278
01B528.....	278
01B529.....	278
01B530.....	278
01B531.....	278
01B532.....	278
01C506.....	277
01C509.....	277
01C517.....	277
01C521.....	277
01D510.....	277
01D515.....	277
01D520.....	277
01D525.....	277
01D530.....	277
01D533.....	277
01D535.....	277
01D540.....	277
01D545.....	277
01D550.....	277
01D555.....	277
01D560.....	277
01D565.....	277
01D567.....	277
01D570.....	277
01D575.....	277
01D580.....	277
01D585.....	277
01D590.....	277
01D595.....	277
01D600.....	277
01D602.....	277
01D605.....	277
01D610.....	277
01D615.....	277
01D620.....	277
01D630.....	277
01E118.....	269, 281
01E178.....	281
01E239.....	281
01E606.....	281
01E618.....	276, 281
01E619.....	281
01E621.....	281
01E625.....	281
01E678.....	276, 281
01E708.....	281
01E818.....	281
01H004.....	298
01H005.....	298
01H006.....	298
01H007.....	298
01H008.....	298
01H009.....	298
01H010.....	298

Order No. Page(s)

01H011.....	298
01H012.....	298
01H013.....	298
01H014.....	298
01H015.....	298
01H016.....	298
01H017.....	298
01H018.....	298
01H019.....	298
01H020.....	298
01H021.....	298
01H022.....	298
01H023.....	298
01H024.....	298
01H025.....	298
01H026.....	298
01H027.....	298
01H028.....	298
01H029.....	298
01H030.....	298
01H031.....	298
01H032.....	298
01H104.....	298
01H105.....	298
01H106.....	298
01H107.....	298
01H108.....	298
01H109.....	298
01H110.....	298
01H111.....	298
01H112.....	298
01H113.....	298
01H114.....	298
01H115.....	298
01H116.....	298
01H117.....	298
01H118.....	298
01H119.....	298
01H120.....	298
01H121.....	298
01H122.....	298
01H123.....	298
01H124.....	298
01H125.....	298
01H126.....	298
01H127.....	298
01H128.....	298
01H129.....	298
01H130.....	298
01H131.....	298
01H132.....	298
01J001.....	299
01J002.....	299
01J003.....	299
01J004.....	299
01J005.....	299
01J006.....	299
01J007.....	299
01J008.....	299
01J009.....	299
01J010.....	299
01J011.....	299
01J012.....	299
01J013.....	299
01J014.....	299
01J015.....	299
01J016.....	299
01J017.....	299
01J018.....	299

Order No. Page(s)

01J019.....	299
01J020.....	299
01J021.....	299
01J022.....	299
01J023.....	299
01J024.....	299
01J025.....	299
01J026.....	299
01J027.....	299
01J028.....	299
01J029.....	299
01J030.....	299
01J031.....	299
01J032.....	299
01J033.....	299
01J034.....	299
01J035.....	299
01J036.....	299
01J037.....	299
01J038.....	299
01J039.....	299
01J040.....	299
01K004.....	304
01K005.....	304
01K006.....	304
01K007.....	304
01K008.....	304
01K009.....	304
01K010.....	304
01K011.....	304
01K012.....	304
01K013.....	304
01K014.....	304
01K015.....	304
01K016.....	304
01K101.....	304
01K110.....	304
01K120.....	304
01K130.....	304
01K140.....	304
01K151.....	304
01K206.....	304
01M533.....	312
01M534.....	312
01M535.....	312
01M536.....	312
01M537.....	312
01M538.....	312
01M539.....	312
01M540.....	312
01M541.....	312
01M542.....	312
01M543.....	312
01M544.....	312
01M545.....	312
01M546.....	312
01M547.....	312
01M548.....	312
01M549.....	312
01M550.....	312
01M551.....	312
01M552.....	312
01M553.....	312
01M554.....	312
01M555.....	312
01M556.....	312
01M557.....	312
01M558.....	312
01M559.....	312

Order No. Page(s)

01M560.....	312
01M561.....	312
01M562.....	312
01M563.....	312
01M600.....	312
01M604.....	312
01M608.....	312
01M612.....	312
01M616.....	312
01M617.....	312
01M618.....	312
01M619.....	312
01M620.....	312
01R225.....	312
01R226.....	312
01R227.....	312
01R228.....	312
01R229.....	312
01R230.....	312
01R231.....	312
01R232.....	312
01R234.....	312
01R236.....	312
01R240.....	312
01U004.....	487
01U005.....	487
01U006.....	487
01U008.....	487
01U010.....	487
01U012.....	487
01U100.....	487
01U400.....	487
01U408.....	487
01U500.....	487
01U950.....	488
01V001.....	416
01V002.....	416
01V003.....	419
01V004.....	416
01V005.....	416
01V006.....	416
01V007.....	416
01V008.....	419
01V009.....	416
01V010.....	416
01V011.....	416
01V013.....	416
01V014.....	416
01V015.....	416
01V016.....	419
01V017.....	416
01V018.....	416
01V020.....	417
01V021.....	417
01V022.....	417
01V023.....	417
01V024.....	417
01V025.....	417
01V026.....	416
01V027.....	416
01V028.....	416
01V029.....	416
01V030.....	416
01V031.....	416
01V032.....	416
01V033.....	417
01V034.....	417
01V035.....	417
01V036.....	419

Order No. Page(s)

01V037.....	416
01V038.....	416
01V039.....	416
01V040.....	416
01V041.....	416
01V042.....	416
01V043.....	416
01V044.....	416
01V045.....	416
01V046.....	416
01V047.....	416
01V048.....	416
01V049.....	416
01V050.....	416
01V051.....	416
01V052.....	416
01V054.....	419
01V055.....	416
01V056.....	416
01V057.....	416
01V058.....	419
01V059.....	416
01V060.....	419
01V061.....	419
01V062.....	416
01V063.....	419
01V064.....	419
01V065.....	419
01V066.....	416
01V067.....	416
01V068.....	416
01V069.....	419
01V070.....	416
01V071.....	416
01V072.....	416
01V073.....	416
01V601.....	416
01V602.....	416
01V604.....	416
01V605.....	416
01V606.....	416
01V607.....	416
01V609.....	416
01V610.....	416
01V613.....	416
01V614.....	416
01V615.....	416
01V626.....	416
01V631.....	416
01V641.....	416
01V644.....	416
01V646.....	416
01V652.....	416
01V990.....	420
01V995.....	420
01V996.....	420
01W001.....	345
01W005.....	345
01W011.....	345
01W012.....	345
01W021.....	345
01W029.....	345
01W101.....	345
01W105.....	345
01W111.....	345
01W112.....	345
01W951.....	345
0201.....	541
0202.....	540



Order No. Page(s)

0203-01.....540  
0205.....542  
0221-02AE.....527  
022704.....263  
022705.....263  
022706.....263  
022707.....263  
022708.....263  
022709.....263  
022710.....263  
022711.....263  
022712.....263  
022713.....263  
022714.....263  
022715.....263  
022716.....263  
022717.....263  
022718.....263  
022719.....263  
022720.....263  
022721.....263  
022722.....263  
022723.....263  
022724.....263  
022725.....263  
022726.....263  
022727.....263  
022728.....263  
022729.....263  
022730.....263  
022731.....263  
022732.....263  
024701.....264  
024702.....264  
024703.....264  
024704.....264  
024705.....264  
024706.....264  
024707.....264  
024708.....264  
024709.....264  
024710.....264  
024711.....264  
024712.....264  
024713.....264  
024714.....264  
024715.....264  
024716.....264  
024717.....264  
024718.....264  
024719.....264  
024720.....264  
024721.....264  
024722.....264  
024723.....264  
024724.....264  
024725.....264  
024726.....264  
024727.....264  
024728.....264  
024729.....264  
024730.....264  
024731.....264  
024732.....264  
024733.....264  
024734.....264  
024735.....264  
024736.....264  
024737.....264

Order No. Page(s)

024738.....264  
024739.....264  
024740.....264  
024741.....264  
024742.....264  
024743.....264  
024744.....264  
024745.....264  
024746.....264  
024747.....264  
024748.....264  
024749.....264  
024750.....264  
024751.....264  
024752.....264  
024753.....264  
024754.....264  
024755.....264  
024756.....264  
024757.....264  
024758.....264  
024759.....264  
024760.....264  
026701.....264  
026702.....264  
026703.....264  
026704.....264  
026705.....264  
026706.....264  
026707.....264  
026708.....264  
026709.....264  
026710.....264  
026711.....264  
026712.....264  
026713.....264  
026714.....264  
026715.....264  
026716.....264  
026717.....264  
026718.....264  
026719.....264  
026720.....264  
026721.....264  
02C010.....388  
02C020.....388  
02C040.....388  
02C060.....388  
02C080.....388  
02C120.....388  
02C160.....388  
02C200.....388  
02C240.....388  
02C320.....388  
02C500.....388  
02-IP-AF.....584  
02-OP.....564, 565, 582, 584  
02-OP-10.....564, 565, 582  
02W010.....395  
02W015.....395  
02W030.....395  
02W040.....395  
02W100.....395  
02W200.....395  
033304.....289  
033304.20.....289  
033305.....289  
033305.20.....289  
033306.....289

Order No. Page(s)

033306.20.....289  
033307.....289  
033307.20.....289  
033308.....289  
033308.20.....289  
033309.....289  
033309.20.....289  
033310.....289  
033310.20.....289  
033311.....289  
033311.20.....289  
033312.....289  
033312.20.....289  
033313.....289  
033313.20.....289  
033314.....289  
033314.20.....289  
033315.....289  
033315.20.....289  
033316.....289  
033316.20.....289  
033317.....289  
033317.20.....289  
033318.....289  
033318.20.....289  
033319.....289  
033319.20.....289  
033320.....289  
033320.20.....289  
033321.....289  
033321.20.....289  
033322.....289  
033322.20.....289  
033323.....289  
033323.20.....289  
033324.....289  
033324.20.....289  
033325.....289  
033325.20.....289  
033326.....289  
033326.20.....289  
033327.....289  
033327.20.....289  
033328.....289  
033328.20.....289  
033329.....289  
033329.20.....289  
033330.....289  
033330.20.....289  
033331.....289  
033331.20.....289  
033332.....289  
033332.20.....289  
0350.....607  
0350-1000.....607  
0350-20.....607  
0350-200PU.....606  
0350-20PP.....606  
0350-20PPD.....606  
0351.....607  
0353.....607  
035304.....289  
035305.....289  
035306.....289  
035307.....289  
035308.....289  
035309.....289  
035310.....289  
035311.....289

Order No. Page(s)

035312.....289  
035313.....289  
035314.....289  
035315.....289  
035316.....289  
035317.....289  
035318.....289  
035319.....289  
035320.....289  
035321.....289  
035322.....289  
035323.....289  
035324.....289  
035325.....289  
035326.....289  
035327.....289  
035328.....289  
035329.....289  
035330.....289  
035331.....289  
035332.....289  
0355.....607  
0355-01.....607  
03A041.....370  
03A042.....370  
03A043.....370  
03A051.....370  
03A052.....370  
03A053.....370  
03A061.....370  
03A062.....370  
03A063.....370  
03A081.....370  
03A082.....370  
03A083.....370  
03A101.....370  
03A102.....370  
03A103.....370  
03A104.....370  
03A105.....370  
03A106.....370  
03A121.....370  
03A122.....370  
03A123.....370  
03A561.....375  
03A564.....375  
03A581.....375  
03A584.....375  
03A601.....375  
03A604.....375  
03A621.....375  
03A624.....375  
03B041.....370  
03B042.....370  
03B043.....370  
03B044.....370  
03B045.....370  
03B046.....370  
03B051.....370  
03B052.....370  
03B053.....370  
03B054.....370  
03B055.....370  
03B056.....370  
03B061.....370  
03B062.....370  
03B063.....370  
03B064.....370  
03B065.....370

Order No.	Page(s)	Order No.	Page(s)	Order No.	Page(s)	Order No.	Page(s)
03B066	370	03IP-2	582	044532	294	046620	301
03B071	370	03-OP	563, 582, 584	044533	294	046621	301
03B072	370	03-OP-10	563, 582, 584	044534	294	046622	301
03B073	370	044403	294	044535	294	046623	301
03B074	370	044404	294	044536	294	046624	301
03B075	370	044405	294	044537	294	046625	301
03B076	370	044406	294	044538	294	046626	301
03B081	370	044407	294	044539	294	046627	301
03B082	370	044408	294	044540	294	046628	301
03B083	370	044408.20	294	044541	294	046629	301
03B084	370	044409	294	044542	294	046630	301
03B085	370	044409.20	294	044543	294	046631	301
03B086	370	044410	294	044544	294	046632	301
03B091	370	044410.20	294	044545	294	04A254	125, 127
03B092	370	044411	294	044546	294	04A254V	217
03B093	370	044412	294	044547	294	04A256	125
03B094	370	044412.20	294	044548	294	04A256V	217
03B095	370	044413	294	044549	294	04A258	125
03B096	370	044413.20	294	044550	294	04A258V	217
03B101	370	044414	294	044551	294	04A262	125
03B102	370	044415	294	044552	294	04A262V	217
03B103	370	044416	294	044553	294	04A58	127
03B104	370	044417	294	044554	294	04C153	126
03B105	370	044418	294	044555	294	04C155	126
03B106	370	044419	294	044556	294	04C156	126
03B121	370	044420	294	044557	294	04C158	126
03B122	370	044421	294	044558	294	04C162	126
03B123	370	044422	294	044559	294	04C203	126
03B124	370	044423	294	044560	294	04C203V	217
03B125	370	044424	294	044560.20	294	04C205	126
03B126	370	044425	294	045404	327	04C205V	217
03B141	370	044426	294	045406	327	04C206	126
03B142	370	044427	294	045408	327	04C206V	217
03B143	370	044428	294	045410	327	04C208	126
03B144	370	044429	294	045412	327	04C208V	217
03B145	370	044430	294	045414	327	04C212	126
03B146	370	044431	294	045416	327	04C212V	217
03B161	370	044432	294	045432	327	04C303	126
03B162	370	044501	294	045504	327	04C303V	217
03B163	370	044502	294	045504.20	327	04C305	126
03B164	370	044503	294	045506	327	04C305V	217
03B165	370	044504	294	045506.20	327	04C306	126
03B166	370	044505	294	045508	327	04C306V	217
03B541	375	044506	294	045508.20	327	04C308	126
03B544	375	044507	294	045510	327	04C308V	217
03B551	375	044508	294	045510.20	327	04C312	126
03B554	375	044509	294	045512	327	04C312V	217
03B561	375	044510	294	045512.20	327	04D203	126, 127
03B564	375	044511	294	045514	327	04D203V	217
03B571	375	044512	294	045514.20	327	04D205	126, 127
03B574	375	044513	294	045516	327	04D205V	217
03B581	375	044514	294	045516.20	327	04D206	126, 127
03B584	375	044515	294	045532	327	04D206V	217
03B591	375	044516	294	046604	301	04D208	126, 127
03B594	375	044517	294	046605	301	04D208V	217
03B601	375	044518	294	046606	301	04D210	126
03B604	375	044519	294	046607	301	04D210V	217
03B621	375	044520	294	046608	301	04D212	126, 127
03B624	375	044521	294	046609	301	04D212V	217
03B641	375	044522	294	046610	301	04D303	126, 127
03B644	375	044523	294	046611	301	04D303V	217
03B661	375	044524	294	046612	301	04D305	126, 127
03B664	375	044525	294	046613	301	04D305V	217
03B952	393	044526	294	046614	301	04D306	126
03B953	393	044527	294	046615	301	04D306V	217
03B954	393	044528	294	046616	301	04D308	126, 127
03-HGSB	582	044529	294	046617	301	04D308V	217
03-IP	582, 584	044530	294	046618	301	04D310	126
03IP-1	582	044531	294	046619	301	04D310V	217

Order No. Page(s)

04D312 ..... 126, 127  
04D312V ..... 217  
04F203 ..... 125  
04F303 ..... 125  
04G201 ..... 126  
04G202 ..... 126, 127  
04G202V ..... 218  
04G203 ..... 126, 127  
04G203V ..... 218  
04G204 ..... 126, 127  
04G204V ..... 218  
04G205 ..... 126, 127  
04G205V ..... 218  
04G301 ..... 126  
04G302 ..... 126, 127  
04G302V ..... 218  
04G303 ..... 126, 127  
04G303V ..... 218  
04G304 ..... 126, 127  
04G304V ..... 218  
04G305 ..... 126, 127  
04G305V ..... 218  
04-HG ..... 582, 584  
04-HGSB-5 ..... 582, 584  
04IP-1 ..... 582  
04IP-2 ..... 582  
04L200 ..... 127  
04L200V ..... 218  
04L300 ..... 127  
04L300V ..... 218  
04-OP ..... 563, 565, 582, 584  
04-OP-10 ..... 563, 565, 582  
04T204 ..... 127  
04T204V ..... 218  
04T304 ..... 127  
04T304V ..... 218  
04U321 ..... 127  
04U321V ..... 218  
04U322 ..... 127  
04U322V ..... 218  
04U323 ..... 127  
04U323V ..... 218  
04X001 ..... 206  
04X152 ..... 125  
04X202 ..... 125, 127  
04X203 ..... 125  
04X302 ..... 125, 127  
04X303 ..... 125  
04Z992 ..... 127  
04Z993 ..... 127  
057507 ..... 318  
057507.20 ..... 318  
057508 ..... 318  
057508.20 ..... 318  
057509 ..... 318  
057509.20 ..... 318  
057510 ..... 318  
057510.20 ..... 318  
057511 ..... 318  
057511.20 ..... 318  
057512 ..... 318  
057512.20 ..... 318  
057513 ..... 318  
057513.20 ..... 318  
057514 ..... 318  
057514.20 ..... 318  
057515 ..... 318  
057515.20 ..... 318  
057516 ..... 318

Order No. Page(s)

057516.20 ..... 318  
057517 ..... 318  
057517.20 ..... 318  
057518 ..... 318  
057518.20 ..... 318  
057519 ..... 318  
057519.20 ..... 318  
057520 ..... 318  
057520.20 ..... 318  
057521 ..... 318  
057521.20 ..... 318  
057522 ..... 318  
057522.20 ..... 318  
057523 ..... 318  
057523.20 ..... 318  
057524 ..... 318  
057524.20 ..... 318  
057528 ..... 318  
057528.20 ..... 318  
057532 ..... 318  
057532.20 ..... 318  
057602 ..... 318  
057605 ..... 318  
057606 ..... 318  
057609 ..... 318  
057610 ..... 318  
057611 ..... 318  
057618 ..... 318  
057619 ..... 318  
057620 ..... 318  
057620.20 ..... 318  
057621 ..... 318  
057625 ..... 318  
057627 ..... 318  
057629 ..... 318  
057630 ..... 318  
057630.20 ..... 318  
057633 ..... 318  
057640 ..... 318  
057707 ..... 318  
057708 ..... 318  
057709 ..... 318  
057710 ..... 318  
057711 ..... 318  
057712 ..... 318  
057713 ..... 318  
057714 ..... 318  
057715 ..... 318  
057716 ..... 318  
057717 ..... 318  
057718 ..... 318  
057719 ..... 318  
057720 ..... 318  
057721 ..... 318  
057722 ..... 318  
057723 ..... 318  
057724 ..... 318  
057728 ..... 318  
057732 ..... 318  
058408 ..... 320  
058412 ..... 320  
058416 ..... 320  
058420 ..... 320  
058424 ..... 320  
058428 ..... 320  
058432 ..... 320  
058505 ..... 320  
058506 ..... 320  
058507 ..... 320

Order No. Page(s)

058508 ..... 320  
058509 ..... 320  
058510 ..... 320  
058511 ..... 320  
058512 ..... 320  
058514 ..... 320  
058516 ..... 320  
058517 ..... 320  
058518 ..... 320  
058519 ..... 320  
058520 ..... 320  
058522 ..... 320  
058524 ..... 320  
058526 ..... 320  
058528 ..... 320  
058530 ..... 320  
058532 ..... 320  
058601 ..... 320  
058607 ..... 320  
058610 ..... 320  
058611 ..... 320  
058620 ..... 320  
058630 ..... 320  
058640 ..... 320  
059808 ..... 324  
059810 ..... 324  
059812 ..... 324  
059814 ..... 324  
059816 ..... 324  
059818 ..... 324  
059820 ..... 324  
059822 ..... 324  
059824 ..... 324  
059826 ..... 324  
059828 ..... 324  
059830 ..... 324  
059832 ..... 324  
059834 ..... 324  
059836 ..... 324  
059840 ..... 324  
059916 ..... 324  
059920 ..... 324  
059924 ..... 324  
059928 ..... 324  
059932 ..... 324  
059936 ..... 324  
059940 ..... 324  
05A008 ..... 430  
05A009 ..... 430  
05A010 ..... 430  
05A011 ..... 430  
05A012 ..... 430  
05A013 ..... 430  
05A014 ..... 430  
05A015 ..... 430  
05A100 ..... 430  
05A101 ..... 430  
05A102 ..... 430  
05A103 ..... 430  
05A104 ..... 430  
05A105 ..... 430  
05A106 ..... 430  
05A107 ..... 430  
05A108 ..... 430  
05A109 ..... 430  
05A110 ..... 430  
05A112 ..... 430  
05A113 ..... 430  
05A114 ..... 430

Order No. Page(s)

05A115 ..... 430  
05A200 ..... 430  
05A201 ..... 430  
05A202 ..... 430  
05A308 ..... 430  
05A309 ..... 430  
05A310 ..... 430  
05A311 ..... 430  
05A312 ..... 430  
05A313 ..... 430  
05A314 ..... 430  
05A315 ..... 430  
05A400 ..... 430  
05A401 ..... 430  
05A402 ..... 430  
05A403 ..... 430  
05A404 ..... 430  
05A405 ..... 430  
05A406 ..... 430  
05A407 ..... 430  
05A408 ..... 430  
05A409 ..... 430  
05A410 ..... 430  
05A412 ..... 430  
05A413 ..... 430  
05A414 ..... 430  
05A415 ..... 430  
05A500 ..... 430  
05A501 ..... 430  
05A502 ..... 430  
05A503 ..... 430  
05A504 ..... 430  
05A505 ..... 430  
05A506 ..... 430  
05A611 ..... 430  
05A613 ..... 430  
05A615 ..... 430  
05A701 ..... 430  
05A991 ..... 430  
05A992 ..... 430  
05B008 ..... 431  
05B009 ..... 431  
05B010 ..... 431  
05B011 ..... 431  
05B012 ..... 431  
05B013 ..... 431  
05B014 ..... 431  
05B015 ..... 431  
05B100 ..... 431  
05B101 ..... 431  
05B102 ..... 431  
05B103 ..... 431  
05B104 ..... 431  
05B105 ..... 431  
05B106 ..... 431  
05B107 ..... 431  
05B108 ..... 431  
05B109 ..... 431  
05B110 ..... 431  
05B112 ..... 431  
05B113 ..... 431  
05B114 ..... 431  
05B115 ..... 431  
05B200 ..... 431  
05B201 ..... 431  
05B202 ..... 431  
05B308 ..... 431  
05B309 ..... 431  
05B310 ..... 431

Order No. Page(s)

05B311.....431  
05B312.....431  
05B313.....431  
05B314.....431  
05B315.....431  
05B400.....431  
05B401.....431  
05B402.....431  
05B403.....431  
05B404.....431  
05B405.....431  
05B406.....431  
05B407.....431  
05B408.....431  
05B409.....431  
05B410.....431  
05B412.....431  
05B413.....431  
05B414.....431  
05B415.....431  
05B500.....431  
05B501.....431  
05B502.....431  
05B503.....431  
05B504.....431  
05B505.....431  
05B506.....431  
05B611.....431  
05B613.....431  
05B615.....431  
05B701.....431  
05B811.....431  
05B813.....431  
05B815.....431  
05B901.....431  
05B991.....431  
05B992.....431  
05D008.....434  
05D009.....434  
05D010.....434  
05D011.....434  
05D012.....434  
05D013.....434  
05D014.....434  
05D015.....434  
05D100.....434  
05D101.....434  
05D102.....434  
05D103.....434  
05D104.....434  
05D105.....434  
05D106.....434  
05D107.....434  
05D108.....434  
05D109.....434  
05D110.....434  
05D112.....434  
05D113.....434  
05D114.....434  
05D115.....434  
05D200.....434  
05D201.....434  
05D202.....434  
05D308.....434  
05D309.....434  
05D310.....434  
05D311.....434  
05D312.....434  
05D313.....434

Order No. Page(s)

05D314.....434  
05D315.....434  
05D400.....434  
05D401.....434  
05D402.....434  
05D403.....434  
05D404.....434  
05D405.....434  
05D406.....434  
05D407.....434  
05D408.....434  
05D409.....434  
05D410.....434  
05D412.....434  
05D413.....434  
05D414.....434  
05D415.....434  
05D500.....434  
05D501.....434  
05D502.....434  
05D503.....434  
05D504.....434  
05D505.....434  
05D506.....434  
05D507.....434  
05D508.....434  
05D509.....434  
05D510.....434  
05D512.....434  
05D514.....434  
05D532.....434  
05D536.....434  
05D540.....434  
05D544.....434  
05D548.....434  
05D613.....434  
05D615.....434  
05D700.....434  
05D701.....434  
05D716.....434  
05D720.....434  
05D724.....434  
05D725.....434  
05D728.....434  
05D732.....434  
05D736.....434  
05D740.....434  
05D744.....434  
05D748.....434  
05D812.....434  
05D813.....434  
05D815.....434  
05D900.....434  
05D901.....434  
05D916.....434  
05D920.....434  
05D924.....434  
05D925.....434  
05D928.....434  
05D932.....434  
05D936.....434  
05D991.....434  
05D992.....434  
05E007.....430  
05E008.....430  
05E009.....430  
05E010.....430  
05E011.....430  
05E012.....430

Order No. Page(s)

05E013.....430  
05E014.....430  
05E015.....430  
05E100.....430  
05E101.....430  
05E102.....430  
05E103.....430  
05E104.....430  
05E105.....430  
05E106.....430  
05E107.....430  
05E108.....430  
05E308.....430  
05E309.....430  
05E310.....430  
05E311.....430  
05E312.....430  
05E313.....430  
05E314.....430  
05E315.....430  
05E400.....430  
05E401.....430  
05E402.....430  
05E403.....430  
05E404.....430  
05E405.....430  
05E406.....430  
05E407.....430  
05E408.....430  
05E409.....430  
05E2002.....430  
05F007.....431  
05F008.....431  
05F009.....431  
05F010.....431  
05F011.....431  
05F012.....431  
05F013.....431  
05F014.....431  
05F015.....431  
05F100.....431  
05F101.....431  
05F102.....431  
05F103.....431  
05F104.....431  
05F105.....431  
05F106.....431  
05F107.....431  
05F108.....431  
05F112.....434  
05F113.....434  
05F114.....434  
05F115.....434  
05F116.....434  
05F117.....434  
05F118.....434  
05F119.....434  
05F120.....434  
05F121.....434  
05F122.....434  
05F123.....434  
05F124.....434  
05F125.....434  
05F126.....434  
05F127.....434  
05F128.....434  
05F129.....434  
05F130.....434  
05F131.....434

Order No. Page(s)

05F132.....434  
05F133.....434  
05F134.....434  
05F135.....434  
05F136.....434  
05F137.....434  
05F138.....434  
05F139.....434  
05F140.....434  
05F141.....434  
05F142.....434  
05F143.....434  
05F144.....434  
05F145.....434  
05F146.....434  
05F147.....434  
05F148.....434  
05F149.....434  
05F150.....434  
05F151.....434  
05F212.....434  
05F213.....434  
05F214.....434  
05F215.....434  
05F216.....434  
05F217.....434  
05F218.....434  
05F219.....434  
05F220.....434  
05F221.....434  
05F222.....434  
05F223.....434  
05F224.....434  
05F225.....434  
05F226.....434  
05F227.....434  
05F228.....434  
05F229.....434  
05F230.....434  
05F231.....434  
05F232.....434  
05F233.....434  
05F234.....434  
05F235.....434  
05F236.....434  
05F237.....434  
05F238.....434  
05F239.....434  
05F240.....434  
05F241.....434  
05F242.....434  
05F243.....434  
05F244.....434  
05F245.....434  
05F246.....434  
05F247.....434  
05F248.....434  
05F249.....434  
05F250.....434  
05F251.....434  
05F307.....431  
05F308.....431  
05F309.....431  
05F310.....431  
05F311.....431  
05F312.....431  
05F313.....431  
05F314.....431  
05F315.....431



Order No. Page(s)

05F400	431
05F401	431
05F402	431
05F403	431
05F404	431
05F405	431
05F406	431
05F407	431
05F408	431
05H008	434
05H009	434
05H010	434
05H011	434
05H012	434
05H013	434
05H014	434
05H015	434
05H100	434
05H101	434
05H102	434
05H103	434
05H104	434
05H105	434
05H106	434
05H107	434
05H108	434
05H308	434
05H309	434
05H310	434
05H311	434
05H312	434
05H313	434
05H314	434
05H315	434
05H400	434
05H401	434
05H402	434
05H403	434
05H404	434
05H405	434
05H406	434
05H407	434
05H408	434
05W001	
05W002	431
05W018	431
05W032	431
05Z001	430, 431, 435
05Z002	430, 431, 435
05Z010	435
05Z011	435
05Z012	435
05Z013	435
05Z014	435
05Z015	435
05Z016	435
05Z017	435
05Z018	430, 434, 435
05Z019	434, 435
05Z020	434, 435
05Z021	434, 435
05Z022	434, 435
05Z023	435
05Z024	435
05Z025	435
05Z026	435
05Z027	434, 435
05Z028	434, 435
05Z029	430, 431, 435

Order No. Page(s)

05Z030	431, 435
05Z031	431, 434, 435
05Z032	434, 435
05Z033	434, 435
05Z034	434, 435
05Z035	434, 435
05Z036	434, 435
05Z037	435
05Z038	435
060404	296
060405	296
060406	296
060407	296
060408	296
060408.20	296
060409	296
060410	296
060410.20	296
060411	296
060412	296
060412.20	296
060413	296
060414	296
060414.20	296
060415	296
060416	296
060416.20	296
060417	296
060418	296
060418.20	296
060419	296
060420	296
060420.20	296
060421	296
060422	296
060423	296
060424	296
060425	296
060426	296
060427	296
060428	296
060429	296
060430	296
060431	296
06A452	85
06A457	85
06A458	85
06A462	85
06A482	85
06A487	85
06A502	85
06A508	85
06A512	85
06A532	85
06A537	85
06A602	85
06A707	85
06A712	85
06B454	84
06B456	84
06B458	84
06B462	84
06B504	84
06B506	84
06B508	84
06B512	84
06B604	84
06B606	84

Order No. Page(s)

06B608	84
06B612	84
06F454	86
06F456	86
06F458	86
06F462	86
06F504	86
06F506	86
06F508	86
06F512	86
06F604	86
06F606	86
06F608	86
06F612	86
06-HG	582, 584
06-HGSB	584
06-HGSB-2	582, 584
06U454	87
06U456	87
06U458	87
06U504	87
06U506	87
06U508	87
06U604	87
06U606	87
06U608	87
06W454	90
06W456	90
06W458	90
06W462	90
06W504	90
06W506	90
06W508	90
06W512	90
06Y454	91
06Y456	91
06Y458	91
06Y504	91
06Y506	91
06Y508	91
072279	465
072280	465
072281	465
072282	465
072283	465
072284	465
072285	465
072286	465
072287	465
072288	465
072289	465
072290	465
072291	465
072292	465
072293	465
072294	465
072295	465
072296	465
072297	465
072298	465
07A001	102
07A100	102
07A200	102
07A300	102
07A400	102
07A500	102
07A600	102
07B104	102
07B204	102

Order No. Page(s)

07B304	102
07B404	102
07B504	102
07C003	100, 206
07C005	122, 206
07C006	122, 206
07D032	112
07D033	112
07D034	112
07D052	112
07D053	112
07D054	112
07D102	112
07D103	112
07D104	112
07D152	111, 161
07D153	111, 161
07D154	111, 161
07F002	108
07F013	107
07F037	107
07F051	107
07F061	107, 109, 162
07F093	107
07F095	107
07F364	107
07F366	107
07F368	107
07F371	107
07F504	107
07F506	107, 109, 162
07F508	107, 109, 162
07F511	107, 109, 162
07H242	108
07H243	108
07H244	108
07H245	108
07H362	107
07H363	107
07H364	107
07H365	107
07H502	107, 109, 162
07H503	107, 109, 162
07H504	107
07H505	107
07H992	108
07-HGSB	563, 582, 584
07-IP	582, 584
07J424	105
07J426	105
07J428	105
07J432	105
07J444	105
07J446	105
07J448	105
07J452	105
07K322	105
07K342	105, 109, 157
07K421	105, 157
07K422	105
07K441	105
07K442	105, 162
07L420	109
07L422	109
07L440	109
07L441	109
07L442	109
07M322	106
07M323	106, 157

Order No. Page(s)

07M324.....106  
07M342.....106  
07M343.....106, 109  
07M344.....106  
07M411.....106  
07M422.....106  
07M423.....106  
07M424.....106  
07M425.....106  
07M441.....106  
07M442.....106  
07M443.....106  
07M444.....106  
07M445.....106  
07M446.....106  
07P445.....106  
07Q001.....116, 206, 207  
07Q044.....114  
07Q045.....116, 123, 158, 159  
07Q049.....114, 123  
07Q050.....116  
07Q054.....114  
07Q060.....116  
07Q064.....114  
07Q070.....116  
07Q074.....114  
07Q149.....114, 158, 159  
07Q154.....114  
07Q164.....114  
07Q174.....114  
07Q454.....115  
07Q456.....115  
07Q458.....115  
07Q462.....115  
07Q504.....115  
07Q506.....115, 158, 159  
07Q508.....115  
07Q512.....115, 123, 158, 159  
07Q604.....115  
07Q606.....115  
07Q608.....115  
07Q612.....115  
07Q953.....123  
07R450.....117  
07R452.....117, 123, 159  
07R453.....117, 123, 158, 159  
07R454.....117, 123, 158, 159  
07R455.....117  
07R500.....117  
07R502.....117  
07R503.....117  
07R504.....117  
07R600.....117  
07R602.....117  
07R603.....117  
07R604.....117  
07R613.....118  
07R614.....118  
07R615.....118  
07R700.....117  
07R702.....117  
07R703.....117  
07R704.....117  
07T100.....106  
07T105.....106  
07T220.....111  
07T225.....108  
07T425.....106, 157  
07T427.....106

Order No. Page(s)

07T450.....117, 123, 159  
07T452.....121  
07T453.....121  
07T454.....117, 123, 159  
07T456.....117  
07T457.....117  
07T502.....121  
07T503.....121  
07T504.....117  
07T505.....121  
07T506.....117  
07T507.....117  
07T530.....106  
07T534.....106  
07T536.....108  
07T600.....117  
07T602.....117, 124  
07T604.....117  
07T700.....117  
07T704.....117  
07T901.....111, 116, 121, 127  
07T905.....111, 116, 121, 127  
07T907.....111, 116, 121, 127, 157, 159  
07T909.....111, 116, 121, 127  
07U101.....120  
07U102.....120  
07U103.....120  
07U321.....120  
07U322.....120  
07U323.....120  
07U451.....120, 159  
07U501.....120  
07U611.....120  
07U612.....120  
07U613.....120, 157  
07U615.....123, 124  
07U615.....124, 160  
07U621.....120, 124, 160  
07U622.....120  
07U623.....120  
07U625.....123, 124, 160  
07U651.....120  
07U652.....120  
07U653.....120  
07X003.....122, 206  
07X004.....122, 206  
07X005.....122, 206  
07X006.....122, 206  
07X008.....122  
07X120.....122  
07X450.....122  
07X452.....122  
07X502.....122  
07X505.....122  
07X640.....122  
07X660.....122  
07X661.....123  
07X662.....123, 124, 157, 160  
07X663.....123  
07X664.....123  
07X683.....123  
07X845.....115, 158, 159  
07X860.....115  
07Z005.....116, 206, 207  
08B001.....206  
08B002.....206  
08B003.....206  
08B004.....208  
08B005.....208

Order No. Page(s)

08B006.....208  
08B007.....208  
08B008.....208  
08B009.....107  
08B031.....206  
08B310.....68  
08B312.....69  
08B400.....68  
08B402.....69  
08B410.....68  
08B412.....69  
08B450.....68  
08B452.....69  
08B460.....68  
08B462.....69  
08B500.....68  
08B501.....68  
08B502.....69  
08B510.....68  
08B512.....69  
08B600.....68  
08B602.....69  
08B630.....68  
08B632.....69  
08B701.....68  
08B710.....68  
08B712.....69  
08B901.....68  
08B910.....68  
08B912.....69  
08D452.....72  
08D502.....72  
08E450.....72  
08E500.....72  
08F450.....71  
08F451.....71  
08F452.....71  
08F460.....71  
08F462.....71  
08F500.....71  
08F502.....71  
08F510.....71  
08F512.....71  
08F600.....71  
08F602.....71  
08F700.....71  
08F702.....71  
08H450.....70  
08H452.....70  
08H500.....70  
08H502.....70  
08H600.....70  
08H602.....70  
08H900.....70  
08-IP.....582, 584  
08K443.....162  
08K450.....70  
08K500.....70  
08K701.....70  
08K901.....70  
08L450.....72  
08L452.....72  
08L500.....72  
08L502.....72  
08L600.....72  
08L602.....72  
08L700.....72  
08L702.....72  
08L902.....72

Order No. Page(s)

08N452.....75  
08N453.....75  
08N454.....75  
08N502.....75  
08N503.....75  
08N504.....75  
08N533.....75  
08N602.....75  
08N603.....75  
08N604.....75  
08N633.....75  
08N634.....75  
08N702.....75  
08N703.....75  
08N704.....75  
08N904.....75  
08P450.....67  
08P460.....67  
08P500.....67  
08P510.....67  
08P600.....67  
08P700.....67  
08P900.....67  
08W450.....80  
08W452.....80  
08W455.....80  
08W457.....80  
08W500.....80  
08W502.....80  
08W600.....80  
08W602.....80  
08W700.....80  
08W702.....80  
08W900.....80  
08W902.....80  
08X450.....66  
08X452.....66  
08X500.....66  
08X502.....66  
08X600.....66  
08X602.....66  
08X700.....66  
08X702.....66  
08X900.....66  
08X902.....66  
090113.....263, 287  
090115.....263, 287  
090121.....263, 287  
090190.....263, 287  
090192.....263, 287  
090196.....263, 264, 287  
090490.....242, 287  
090491.....242, 287  
090495.....259, 287  
090496.....287  
090517.....242, 286  
090518.....242, 286  
090519.....242, 286  
090522.....243, 287  
090523.....243, 287  
090547.....289  
090549.....289  
090550.....289  
090551.....289  
090552.....289  
090553.....289  
090560.....242, 243, 244, 287  
090561.....250, 287  
090568.....296

Order No. Page(s)

090569.....294  
090580.....242, 286  
090593.....309  
090595.....309  
090596.....309  
090598.....310  
090599.....310  
090614.....242, 287  
090815.....244  
090829.....244  
090833.....242  
090909.....313  
091733.....310  
091734.....310  
091735.....310  
091736.....310  
091737.....310  
091738.....310  
091739.....310  
091740.....310  
091741.....310  
091742.....310  
091743.....310  
091744.....310  
091745.....310  
091746.....310  
091747.....310  
091748.....310  
091749.....310  
091750.....310  
091751.....310  
091752.....310  
091753.....310  
091754.....310  
091755.....310  
091756.....310  
091757.....310  
091758.....310  
091759.....310  
091760.....310  
091761.....310  
091762.....310  
091763.....310  
091764.....310  
091765.....310  
091766.....310  
091767.....310  
091768.....310  
091770.....310  
091772.....310  
091774.....310  
091776.....310  
091778.....310  
091780.....310  
091782.....310  
091784.....310  
091788.....310  
091792.....310  
091796.....310  
091825.....244  
091826.....244  
091827.....244  
091828.....244  
091829.....244  
091830.....244  
091831.....244  
091832.....244  
091928.....244  
091932.....244

Order No. Page(s)

092033.....313  
092034.....313  
092035.....313  
092036.....313  
092037.....313  
092038.....313  
092039.....313  
092040.....313  
092041.....313  
092042.....313  
092043.....313  
092044.....313  
092045.....313  
092046.....313  
092047.....313  
092048.....313  
092049.....313  
092050.....313  
092051.....313  
092052.....313  
092053.....313  
092054.....313  
092055.....313  
092056.....313  
092057.....313  
092058.....313  
092059.....313  
092060.....313  
092061.....313  
092062.....313  
092063.....313  
092064.....313  
092125.....280  
092126.....280  
092127.....280  
092128.....280  
092129.....280  
092130.....280  
092131.....280  
092132.....280  
092627.....289  
092628.....289  
092629.....289  
092630.....289  
092631.....289  
092632.....289  
092833.....309  
092834.....309  
092835.....309  
092836.....309  
092837.....309  
092838.....309  
092839.....309  
092840.....309  
092841.....309  
092842.....309  
092843.....309  
092844.....309  
092845.....309  
092846.....309  
092847.....309  
092848.....309  
092849.....309  
092850.....309  
092851.....309  
092852.....309  
092853.....309  
092854.....309  
092855.....309

Order No. Page(s)

092856.....309  
092857.....309  
092858.....309  
092859.....309  
092860.....309  
092861.....309  
092862.....309  
092863.....309  
092864.....309  
092866.....309  
092868.....309  
092870.....309  
092872.....309  
092874.....309  
092876.....309  
092878.....309  
092880.....309  
092884.....309  
092888.....309  
092892.....309  
092896.....309  
093700.....266, 286  
093713.....266  
093716.....266, 286  
093719.....266, 286  
093754.....266, 286  
094133.....309  
094134.....309  
094135.....309  
094136.....309  
094137.....309  
094138.....309  
094139.....309  
094140.....309  
094141.....309  
094142.....309  
094143.....309  
094144.....309  
094145.....309  
094146.....309  
094147.....309  
094148.....309  
094149.....309  
094150.....309  
094151.....309  
094152.....309  
094153.....309  
094154.....309  
094155.....309  
094156.....309  
094157.....309  
094158.....309  
094159.....309  
094160.....309  
094161.....309  
094162.....309  
094163.....309  
094164.....309  
095125.....280  
095126.....280  
095127.....280  
095129.....280  
095130.....280  
095131.....280  
095132.....280  
098807.....303  
098807.20.....303  
098808.....303  
098808.20.....303

Order No. Page(s)

098809.....303  
098809.20.....303  
098810.....303  
098810.20.....303  
098811.....303  
098811.20.....303  
098820.....303  
098820.20.....303  
098830.....303  
098830.20.....303  
099101.....280  
099104.....280  
099501.....261, 286  
099502.....261, 286  
099503.....261, 286  
099504.....261, 286  
099505.....261, 286  
099506.....262, 287  
099507.....262, 287  
099508.....261, 262  
099509.....261  
099802.....240, 286  
099803.....250, 286  
099804.....250  
099808.....240, 286  
099809.....250, 286  
099812.....240, 303  
099812.20.....303  
099813.....273  
099814.....240, 286, 303  
099814.20.....303  
099815.....250, 286  
099816.....273, 286, 303  
099816.20.....303  
099819.....273, 286  
099820.....240, 287  
099821.....273, 286  
099822.....274, 286  
099823.....274, 286  
099825.....274, 286  
099826.....274, 286  
099827.....240, 287  
099828.....264, 287  
099831.....274, 287  
099832.....240, 287  
099833.....240  
099835.....240, 286  
099836.....250, 286  
099854.....273, 286  
099855.....259, 286  
099856.....259, 286  
099857.....259  
099858.....259, 286  
099859.....260, 287  
099860.....260, 287  
099861.....259  
099862.....259, 260, 287  
099866.....287  
099867.....287  
099995.....259  
09A204.....128  
09A206.....128  
09A208.....128  
09A212.....128  
09A304.....128  
09A306.....128  
09A308.....128  
09A312.....128  
09C008.....145

Order No. Page(s)

09C015.....	145
09C018.....	145
09C020.....	144
09C028.....	145
09C058.....	145
09C065.....	145
09C068.....	145
09C070.....	144
09C078.....	145
09C110.....	145
09C120.....	145
09C125.....	145
09C130.....	144
09C140.....	144
09C160.....	145
09C170.....	145
09C175.....	145
09C180.....	144
09C270.....	144
09C303.....	144
09C370.....	144
09C404.....	144
09D102.....	128
09D103.....	128
09D105.....	128
09D106.....	128
09D108.....	128
09D112.....	128
09D202.....	128
09D203.....	128
09D205.....	128
09D206.....	128
09D208.....	128
09D212.....	128
09D403.....	129
09D406.....	129
09D408.....	129
09D503.....	129
09D506.....	129
09D508.....	129
09G102.....	129
09G103.....	129
09G104.....	129
09G202.....	129
09G203.....	129
09G204.....	129
09X203.....	128
09X303.....	128
09Z992.....	129
09Z993.....	129
1000A133.....	305
1000A134.....	305
1000A135.....	305
1000A136.....	305
1000A137.....	305
1000A138.....	305
1000A139.....	305
1000A140.....	305
1000A141.....	305
1000A142.....	305
1000A143.....	305
1000A144.....	305
1000A145.....	305
1000A146.....	305
1000A147.....	305
1000A148.....	305
1000A149.....	305
1000A150.....	305
1000A151.....	305

Order No. Page(s)

1000A152.....	305
1000A153.....	305
1000A154.....	305
1000A155.....	305
1000A156.....	305
1000A157.....	305
1000A158.....	305
1000A159.....	305
1000A160.....	305
1000A161.....	305
1000A162.....	305
1000A163.....	305
1000A164.....	305
1000A201.....	305
1000A202.....	305
1000A203.....	305
1000A204.....	305
1000A205.....	305
1000A206.....	305
1000A207.....	305
1000A208.....	305
1000A209.....	305
1000A210.....	305
1000A211.....	305
1000A212.....	305
1000A213.....	305
1000A214.....	305
1000A215.....	305
1000A216.....	305
1000A218.....	305
1000A220.....	305
1000A224.....	305
1000A228.....	305
1000A232.....	305
1000A32.....	305, 315
1000A5.....	305, 315
1000A8.....	305, 315
1000C32.....	311, 315
1000C5.....	311, 315
1000C8.....	311, 315
1000E133.....	306
1000E134.....	306
1000E135.....	306
1000E136.....	306
1000E137.....	306
1000E138.....	306
1000E139.....	306
1000E140.....	306
1000E141.....	306
1000E142.....	306
1000E143.....	306
1000E144.....	306
1000E145.....	306
1000E146.....	306
1000E147.....	306
1000E148.....	306
1000E149.....	306
1000E150.....	306
1000E151.....	306
1000E152.....	306
1000E153.....	306
1000E154.....	306
1000E155.....	306
1000E156.....	306
1000E157.....	306
1000E158.....	306
1000E159.....	306
1000E160.....	306
1000E161.....	306
1000E162.....	306
1000E163.....	306

Order No. Page(s)

1000E162.....	306
1000E163.....	306
1000E164.....	306
1000E201.....	306
1000E202.....	306
1000E203.....	306
1000E204.....	306
1000E205.....	306
1000E206.....	306
1000E207.....	306
1000E208.....	306
1000E209.....	306
1000E210.....	306
1000E211.....	306
1000E212.....	306
1000E213.....	306
1000E214.....	306
1000E215.....	306
1000E216.....	306
1000E217.....	306
1000E218.....	306
1000E219.....	306
1000E220.....	306
1000E221.....	306
1000E222.....	306
1000E223.....	306
1000E224.....	306
1000E225.....	306
1000E226.....	306
1000E227.....	306
1000E228.....	306
1000E229.....	306
1000E230.....	306
1000E231.....	306
1000E232.....	306
1000E32.....	306, 315
1000E5.....	306, 315
1000E8.....	306, 315
1000EC133.....	314
1000EC134.....	314
1000EC135.....	314
1000EC136.....	314
1000EC137.....	314
1000EC138.....	314
1000EC139.....	314
1000EC140.....	314
1000EC141.....	314
1000EC142.....	314
1000EC143.....	314
1000EC144.....	314
1000EC145.....	314
1000EC146.....	314
1000EC147.....	314
1000EC148.....	314
1000EC149.....	314
1000EC150.....	314
1000EC151.....	314
1000EC152.....	314
1000EC153.....	314
1000EC154.....	314
1000EC155.....	314
1000EC156.....	314
1000EC157.....	314
1000EC158.....	314
1000EC159.....	314
1000EC160.....	314
1000EC161.....	314
1000EC162.....	314
1000EC163.....	314

Order No. Page(s)

1000EC164.....	314
1000EC202.....	314
1000EC204.....	314
1000EC206.....	314
1000EC208.....	314
1000EC210.....	314
1000EC212.....	314
1000EC214.....	314
1000EC216.....	314
1000EC218.....	314
1000EC220.....	314
1000EC222.....	314
1000EC224.....	314
1000EC226.....	314
1000EC228.....	314
1000EC230.....	314
1000EC232.....	314
1000EC32.....	314, 315
1000EC5.....	314, 315
1000EC8.....	314, 315
1000EF133.....	308
1000EF134.....	308
1000EF135.....	308
1000EF136.....	308
1000EF137.....	308
1000EF138.....	308
1000EF139.....	308
1000EF140.....	308
1000EF141.....	308
1000EF142.....	308
1000EF143.....	308
1000EF144.....	308
1000EF145.....	308
1000EF146.....	308
1000EF147.....	308
1000EF148.....	308
1000EF149.....	308
1000EF150.....	308
1000EF151.....	308
1000EF152.....	308
1000EF153.....	308
1000EF154.....	308
1000EF155.....	308
1000EF156.....	308
1000EF157.....	308
1000EF158.....	308
1000EF159.....	308
1000EF160.....	308
1000EF161.....	308
1000EF162.....	308
1000EF163.....	308
1000EF164.....	308
1000EF202.....	308
1000EF204.....	308
1000EF206.....	308
1000EF208.....	308
1000EF210.....	308
1000EF212.....	308
1000EF214.....	308
1000EF216.....	308
1000EF218.....	308
1000EF220.....	308
1000EF222.....	308
1000EF224.....	308
1000EF226.....	308
1000EF228.....	308
1000EF230.....	308
1000EF232.....	308
1000EF32.....	308, 315



Order No. Page(s)

1000EF5.....	308, 315
1000EF8.....	308, 315
1000F-0100.....	574, 577
1000F133.....	305
1000F134.....	305
1000F135.....	305
1000F136.....	305
1000F137.....	305
1000F138.....	305
1000F139.....	305
1000F140.....	305
1000F141.....	305
1000F142.....	305
1000F143.....	305
1000F144.....	305
1000F145.....	305
1000F146.....	305
1000F147.....	305
1000F148.....	305
1000F149.....	305
1000F150.....	305
1000F-1500.....	575
1000F151.....	305
1000F152.....	305
1000F153.....	305
1000F154.....	305
1000F155.....	305
1000F156.....	305
1000F157.....	305
1000F158.....	305
1000F159.....	305
1000F160.....	305
1000F161.....	305
1000F162.....	305
1000F163.....	305
1000F164.....	305
1000F202.....	305
1000F204.....	305
1000F206.....	305
1000F208.....	305
1000F210.....	305
1000F212.....	305
1000F214.....	305
1000F216.....	305
1000F220.....	305
1000F224.....	305
1000F228.....	305
1000F232.....	305
1000F32.....	305, 315
1000F5.....	305, 315
1000F8.....	305, 315
1000N133.....	307
1000N134.....	307
1000N135.....	307
1000N136.....	307
1000N137.....	307
1000N138.....	307
1000N139.....	307
1000N140.....	307
1000N141.....	307
1000N142.....	307
1000N143.....	307
1000N144.....	307
1000N145.....	307
1000N146.....	307
1000N147.....	307
1000N148.....	307
1000N149.....	307
1000N150.....	307

Order No. Page(s)

1000N151.....	307
1000N152.....	307
1000N153.....	307
1000N154.....	307
1000N155.....	307
1000N156.....	307
1000N157.....	307
1000N158.....	307
1000N159.....	307
1000N160.....	307
1000N161.....	307
1000N162.....	307
1000N163.....	307
1000N164.....	307
1000N32.....	307, 315
1000N5.....	307, 315
1000N8.....	307, 315
1001.....	543
1001-05.....	543
100C133.....	311
100C134.....	311
100C135.....	311
100C136.....	311
100C137.....	311
100C138.....	311
100C139.....	311
100C140.....	311
100C141.....	311
100C142.....	311
100C143.....	311
100C144.....	311
100C145.....	311
100C146.....	311
100C147.....	311
100C148.....	311
100C149.....	311
100C150.....	311
100C151.....	311
100C152.....	311
100C153.....	311
100C154.....	311
100C155.....	311
100C156.....	311
100C157.....	311
100C158.....	311
100C159.....	311
100C160.....	311
100C161.....	311
100C162.....	311
100C163.....	311
100C164.....	311
100F.....	572
100HX136.....	463
100HX140.....	463
100HX144.....	463
100HX148.....	463
100HX152.....	463
100HX156.....	463
100HX160.....	463
100HX164.....	463
100HX204.....	463
100HX208.....	463
100HX212.....	463
100HX216.....	463
100HX220.....	463
100HX224.....	463
100HX228.....	463
100HX232.....	463
100HX236.....	463

Order No. Page(s)

100HX240.....	463
180SE001.....	239
180SE002.....	239
180SE003.....	239
180SE004.....	239
180SE005.....	239
180SE006.....	239
180SE007.....	239
180SE008.....	239
180SE009.....	239
180SE010.....	239
180SE011.....	239
180SE012.....	239
180SE013.....	239
180SE014.....	239
180SE015.....	239
180SE016.....	239
180SE017.....	239
180SE018.....	239
180SE019.....	239
180SE020.....	239
180SE021.....	239
180SE022.....	239
180SE023.....	239
180SE024.....	239
180SE025.....	239
180SE026.....	239
180SE027.....	239
180SE028.....	239
180SE029.....	239
180SE030.....	239
180SE031.....	239
180SE032.....	239
180SE033.....	239
180SE034.....	239
180SE035.....	239
180SE036.....	239
180SE037.....	239
180SE038.....	239
180SE039.....	239
180SE040.....	239
100SE104.....	239
100SE105.....	239
100SE106.....	239
100SE107.....	239
100SE108.....	239
100SE109.....	239
100SE110.....	239
100SE111.....	239
100SE112.....	239
100SE113.....	239
100SE114.....	239
100SE115.....	239
100SE116.....	239
100SE117.....	239
100SE118.....	239
100SE119.....	239
100SE120.....	239
100SE121.....	239
100SE122.....	239
100SE123.....	239
100SE124.....	239
100SE125.....	239
100SE126.....	239
100SE127.....	239
100SE128.....	239
100SE129.....	239
100SE13.....	239, 282
100SE130.....	239

Order No. Page(s)

100SE131.....	239
100SE132.....	239
100SE15.....	239, 282
100SE21.....	239, 282
100SE21V.....	239, 282
100SE29.....	239, 282
100SEW29.....	239, 282
1035N125.....	279
1035N126.....	279
1035N127.....	279
1035N128.....	279
1035N129.....	279
1035N130.....	279
1035N131.....	279
1035N132.....	279
1035N134.....	279
1035N136.....	279
1035N140.....	279
1035N144.....	279
1035N148.....	279
1035N15.....	315
1035N29.....	315
1045N125.....	290
1045N126.....	290
1045N127.....	290
1045N128.....	290
1045N129.....	290
1045N130.....	290
1045N131.....	290
1045N132.....	290
1045N15.....	290
1045N29.....	290
10A123.....	57
10A143.....	57
10A163.....	57
10A183.....	57
10A203.....	57
10A984.....	47, 50
10A985.....	57
10A986.....	57
10A987.....	57
10A988.....	57, 59
10A989.....	57, 59
10A990.....	57
10A992.....	57
10B123.....	57
10B143.....	57
10B163.....	57
10B183.....	57
10B203.....	57
10C143.....	57
10H143.....	56
10H163.....	56
10L123.....	56
10L143.....	56
10-OP.....	582, 584
10P123.....	56
10P143.....	56
10P163.....	56
10Q123.....	56
10Q143.....	56
10Q163.....	56
10TDX.....	394
10W123.....	61
10W143.....	61
1180A001.....	317
1180A002.....	317
1180A003.....	317
1180A004.....	317

Order No.	Page(s)	Order No.	Page(s)	Order No.	Page(s)	Order No.	Page(s)
1180A005	317	1180C005	321	11F072	52	11L323V	215
1180A006	317	1180C006	321	11F092	52	11L333	54
1180A007	317	1180C007	321	11F1107	338	11L333V	215
1180A008	317	1180C008	321	11F1125	338	11L353	54
1180A009	317	1180C009	321	11F1127	338	11L353V	215
1180A010	317	1180C010	321	11F142	52	11L402V	215
1180A011	317	1180C011	321	11F142V	214	11L403	55
1180A012	317	1180C012	321	11F152	52	11L403V	215
1180A013	317	1180C013	321	11F152V	214	11L405	55
1180A014	317	1180C014	321	11F162	52	11L405V	215
1180A015	317	1180C015	321	11F162V	214	11L406V	215
1180A016	317	1180C016	321	11F172	52	11L408	55
1180A017	317	1180C017	321	11F192	52	11L408V	215
1180A018	317	1180C018	321	11H042	53	11L412V	215
1180A019	317	1180C019	321	11H042V	213	11L413	55
1180A020	317	1180C020	321	11H052	53	11L413V	215
1180A021	317	1180C021	321	11H052V	213	11L415	55
1180A022	317	1180C022	321	11H062	53	11L415V	215
1180A023	317	1180C023	321	11H062V	213	11L417	55
1180A024	317	1180C024	321	11-IP	582, 584	11L417V	215
1180A025	317	1180C025	321	11L001	55, 206	11L423	55
1180A026	317	1180C026	321	11L002	55, 206	11L433	55
1180A027	317	1180C027	321	11L003	55, 206	11L453	55
1180A028	317	1180C028	321	11L004	55, 206	11R042	50
1180A029	317	1180C029	321	11L005	206	11R042V	214
1180A030	317	1180C030	321	11L006	55, 206	11R052	50
1180A031	317	1180C031	321	11L007	55, 206	11R052V	214
1180A032	317	1180C032	321	11L008	55, 206	11R062	50
1180A033	317	1180C033	321	11L202	54	11R062V	214
1180A034	317	1180C034	321	11L202V	215	11R072	50
1180A035	317	1180C035	321	11L203	54	11R092	50
1180A036	317	1180C036	321	11L203V	215	11T042	47
1180A037	317	1180C037	321	11L211	54	11T042V	213
1180A038	317	1180C038	321	11L211V	215	11T052	47
1180A039	317	1180C039	321	11L212	54	11T052V	213
1180A040	317	1180C040	321	11L212V	215	11T062	47
1100A104	317	1100C104	321	11L213	54	11T062V	213
1100A105	317	1100C105	321	11L213V	215	11T070	47
1100A106	317	1100C106	321	11L221	54	11T072	47
1100A107	317	1100C107	321	11L221V	215	11T080	47
1100A108	317	1100C108	321	11L223	54	11T092	47
1100A109	317	1100C109	321	11L223V	215	11T142	47
1100A110	317	1100C110	321	11L231	54	11T142V	213
1100A111	317	1100C111	321	11L231V	215	11T152	47
1100A112	317	1100C112	321	11L233	54	11T152V	213
1100A113	317	1100C113	321	11L233V	215	11T162	47
1100A114	317	1100C114	321	11L251	54	11T162V	213
1100A115	317	1100C115	321	11L251V	215	11T172	47
1100A116	317	1100C116	321	11L253	54	11T192	47
1100A117	317	1100C118	321	11L253V	215	11T242	50
1100A118	317	1100C120	321	11L262V	215	11T242V	214
1100A119	317	1100C124	321	11L263	54	11T252	50
1100A120	317	1150X	351	11L263V	215	11T252V	214
1100A121	317	11A121	58	11L302	54	11T262	50
1100A122	317	11A122	58	11L302V	215	11T262V	214
1100A123	317	11A123	58	11L303	54	11T272	50
1100A124	317	11A141	58	11L303V	215	11T292	50
1100A125	317	11A142	58	11L308	55	11T342	48
1100A126	317	11A143	58	11L308V	215	11T352	48
1100A127	317	11D121	58	11L312	54	11T362	48
1100A128	317	11D123	58	11L312V	215	11T453	50
1100A129	317	11D141	58	11L313	54	11T453V	214
1100A130	317	11D143	58	11L313V	215	11T503	50
1100A131	317	11F042	52	11L316V	215	11T503V	214
1100A132	317	11F042V	214	11L317	54	11T542	46
1180C001	321	11F052	52	11L317V	215	11T542V	214
1180C002	321	11F052V	214	11L322	54	11T552	46
1180C003	321	11F062	52	11L322V	215	11T552V	214
1180C004	321	11F062V	214	11L323	54	11T603	50

Order No. Page(s)

11T603V.....	214
11T642.....	46
11T642V.....	214
11T652.....	46
11T652V.....	214
11T662.....	46
11T662V.....	214
11T672.....	46
11T842.....	51
11T842V.....	215
11T852.....	51
11T852V.....	215
11T862.....	51
11T862V.....	215
11U042.....	52
11U042V.....	214
11U052.....	52
11U052V.....	214
11U062.....	52
11U062V.....	214
11U072.....	52
11U142.....	52
11U142V.....	214
11U152.....	52
11U152V.....	214
11U162.....	52
11U162V.....	214
11U172.....	52
11U303.....	55
11U303V.....	214
11U403.....	55
11V143.....	59
11V145.....	59
11V163.....	59
11V165.....	59
11W042.....	60
11W052.....	60
11W062.....	60
11W072.....	60
11W142.....	60
11W152.....	60
11W162.....	60
11W172.....	60
11W303.....	60
11W312.....	60
11W313.....	60
11W321.....	61
11W341.....	61
11W403.....	60
11W413.....	60
11W423.....	60
11X242.....	49
11X252.....	49
11X262.....	49
11X272.....	49
1280A001.....	319
1280A002.....	319
1280A003.....	319
1280A004.....	319
1280A005.....	319
1280A006.....	319
1280A007.....	319
1280A008.....	319
1280A009.....	319
1280A010.....	319
1280A011.....	319
1280A012.....	319
1280A013.....	319
1280A014.....	319

Order No. Page(s)

1280A015.....	319
1280A016.....	319
1280A017.....	319
1280A018.....	319
1280A019.....	319
1280A020.....	319
1280A021.....	319
1280A022.....	319
1280A023.....	319
1280A024.....	319
1280A025.....	319
1280A026.....	319
1280A027.....	319
1280A028.....	319
1280A029.....	319
1280A030.....	319
1280A031.....	319
1280A032.....	319
1280A033.....	319
1280A034.....	319
1280A035.....	319
1280A036.....	319
1280A037.....	319
1280A038.....	319
1280A039.....	319
1280A040.....	319
1280C001.....	322
1280C002.....	322
1280C003.....	322
1280C004.....	322
1280C005.....	322
1280C006.....	322
1280C007.....	322
1280C008.....	322
1280C009.....	322
1280C010.....	322
1280C011.....	322
1280C012.....	322
1280C013.....	322
1280C014.....	322
1280C015.....	322
1280C016.....	322
1280C017.....	322
1280C018.....	322
1280C019.....	322
1280C020.....	322
1280C021.....	322
1280C022.....	322
1280C023.....	322
1280C024.....	322
1280C025.....	322
1280C026.....	322
1280C027.....	322
1280C028.....	322
1280C029.....	322
1280C030.....	322
1280C031.....	322
1280C032.....	322
1280C033.....	322
1280C034.....	322
1280C035.....	322
1280C036.....	322
1280C037.....	322
1280C038.....	322
1280C039.....	322
1280C040.....	322
1200C104.....	322
1200C105.....	322
1200C106.....	322

Order No. Page(s)

1200C107.....	322
1200C108.....	322
1200C109.....	322
1200C110.....	322
1200C111.....	322
1200C112.....	322
1200C113.....	322
1200C114.....	322
1200C115.....	322
1200C116.....	322
1200C117.....	322
1200C118.....	322
1200C119.....	322
1200C120.....	322
1200C121.....	322
1200C122.....	322
1200C123.....	322
1200C124.....	322
1200C125.....	322
1200C126.....	322
1200C127.....	322
1200C128.....	322
1200C129.....	322
1200C130.....	322
1200C131.....	322
1200C132.....	322
120A104.....	319
120A105.....	319
120A106.....	319
120A107.....	319
120A108.....	319
120A109.....	319
120A110.....	319
120A111.....	319
120A112.....	319
120A113.....	319
120A114.....	319
120A115.....	319
120A116.....	319
120A117.....	319
120A118.....	319
120A119.....	319
120A120.....	319
120A121.....	319
120A122.....	319
120A123.....	319
120A124.....	319
120A125.....	319
120A126.....	319
120A127.....	319
120A128.....	319
120A129.....	319
120A130.....	319
120A131.....	319
120A132.....	319
125HX136.....	463
125HX140.....	463
125HX144.....	463
125HX148.....	463
125HX152.....	463
125HX156.....	463
125HX160.....	463
125HX164.....	463
125HX204.....	463
125HX208.....	463
125HX212.....	463
125HX216.....	463
125HX220.....	463
125HX224.....	463

Order No. Page(s)

125HX228.....	463
125HX232.....	463
125HX236.....	463
125HX240.....	463
125SF136.....	464
125SF140.....	464
125SF144.....	464
125SF148.....	464
125SF152.....	464
125SF156.....	464
125SF160.....	464
125SF164.....	464
125SF204.....	464
125SF208.....	464
125SF212.....	464
125SF216.....	464
125SF220.....	464
125SF224.....	464
125SF228.....	464
125SF232.....	464
125SF236.....	464
125SF240.....	464
12A004.....	76
12A005.....	76
12A006.....	76
12B004.....	76
12B005.....	76
12B006.....	76
12C101.....	77
12C111.....	77
12C121.....	77
12C201.....	77
12C211.....	77
12C221.....	77
12C301.....	77
12C311.....	77
12C321.....	77
12C401.....	77
12C421.....	77
12D001.....	78
12D002.....	78
12D003.....	78
12D011.....	78
12D012.....	78
12D013.....	78
12D021.....	78
12D022.....	78
12D023.....	78
12D031.....	78
12D032.....	78
12D033.....	78
12D036.....	78
12D037.....	78
12D038.....	78
12D046.....	78
12D047.....	78
12D056.....	78
12D057.....	78
12D058.....	78
12D076.....	78
12D077.....	78
12D078.....	78
12D091.....	78
12D092.....	78
12D116.....	78
12D121.....	78
12D122.....	78
12D232.....	78
12D242.....	78

Order No.	Page(s)	Order No.	Page(s)	Order No.	Page(s)	Order No.	Page(s)
12D591	78	1308A125	323	1318A140	324	13C123	139
12D592	78	1308A126	323	1318A141	324	13C125	139
12D593	78	1308A127	323	1318A142	324	13C128	139
12D676	78	1308A128	323	1318A144	324	13C130	140
12D677	78	1308A129	323	1318A146	324	13C140	140
12D678	78	1308A130	323	1318A148	324	13C160	139
12D721	78	1308A131	323	1318A150	324	13C170	139
12D722	78	1308A132	323	1318A152	324	13C173	139
12D723	78	1312A108	323	1318A154	324	13C175	139
12D729	78	1312A109	323	1318A156	324	13C178	139
12D781	78	1312A110	323	1318A158	324	13C180	140
12D782	78	1312A111	323	1318A160	324	13C215	139
12D783	78	1312A112	323	1318A162	324	13C225	139
12D796	78	1312A113	323	1318A164	324	13C230	139
12D797	78	1312A114	323	1318AR133	324	13C265	139
12D798	78	1312A115	323	1318AR134	324	13C270	140
12D806	78	1312A116	323	1318AR135	324	13C275	139
12D807	78	1312A117	323	1318AR136	324	13C280	139
12D808	78	1312A118	323	1318AR137	324	13C303	140
12D821	78	1312A119	323	1318AR138	324	13C370	140
12D822	78	1312A120	323	1318AR139	324	13C404	140
12D843	78	1312A121	323	1318AR140	324	13D001	207
12E001	206	1312A122	323	1318AR141	324	13D002	207
12E002	206	1312A123	323	1318AR142	324	13D003	207
12E004	206	1312A124	323	1318AR144	324	13D004	208
12E005	206	1312A125	323	1318AR146	324	13D005	208
12E006	206	1312A126	323	1318AR148	324	13D007	207
12E007	206	1312A127	323	1318AR150	324	13D008	140, 144, 207
12E008	206	1312A128	323	1318AR152	324	13D009	140, 144, 207
12E010	100	1312AR133	323	1318AR154	324	13D234	134
12E324	79	1312AR134	323	1318AR156	324	13D302	134
12E325	79	1312AR135	323	1318AR158	324	13D304	134
12E328	79	1312AR136	323	1318AR160	324	13D314	134
12E329	79	1312AR137	323	1318AR162	324	13D424	134
12E344	79	1312AR138	323	1318AR164	324	13D524	134
12E345	79	1312AR139	323	13B015	141	13E504	134
12E348	79	1312AR140	323	13B040	141	13E514	134
12E444	79	1312AR141	323	13B060	141	13F300	134
12E447	79	1312AR142	323	13B061	141	13F302	134
12E449	79	1312AR143	323	13B065	141	13F304	134
12E533	79	1312AR144	323	13B070	141	13F314	134
12E537	79	1312AR145	323	13B080	141	13F354	134
12E543	79	1312AR146	323	13B082	141	13G304	135
12E545	79	1312AR147	323	13B085	141	13G314	135
12E547	79	1312AR148	323	13B100	141	13G404	135
12E549	79	1318A116	324	13B160	141	13G504	135
12E553	79	1318A117	324	13B165	141	13G514	135
12E557	79	1318A118	324	13B180	141	13G554	135
12E643	79	1318A119	324	13B185	141	13G574	135
12E647	79	1318A120	324	13B260	141	13G584	135
12E649	79	1318A121	324	13B280	141	13G604	135
12E657	79	1318A122	324	13C003	139	13H404	138
1308A108	323	1318A123	324	13C005	139	13H414	138
1308A109	323	1318A124	324	13C008	139	13H454	138
1308A110	323	1318A125	324	13C010	139	13H504	138
1308A111	323	1318A126	324	13C015	139	13H514	138
1308A112	323	1318A127	324	13C018	139	13H554	138
1308A113	323	1318A128	324	13C019	140	13H604	138
1308A114	323	1318A129	324	13C020	140	13H614	138
1308A115	323	1318A130	324	13C028	139	13H654	138
1308A116	323	1318A131	324	13C053	139	13H704	138
1308A117	323	1318A132	324	13C055	139	13H714	138
1308A118	323	1318A133	324	13C058	139	13DX	351
1308A119	323	1318A134	324	13C065	139	13J454	136
1308A120	323	1318A135	324	13C068	139	13J464	136
1308A121	323	1318A136	324	13C070	140	13J504	136
1308A122	323	1318A137	324	13C078	139	13J514	136
1308A123	323	1318A138	324	13C110	139	13J604	136
1308A124	323	1318A139	324	13C120	139	13J614	136



Order No.	Page(s)
13K404	136
13K414	136
13K454	136
13K464	136
13K504	136
13K504B	136
13K514	136
13K534	137
13K604	136
13K604B	136
13K614	136
13K634	137
13K654	136
13K654B	136
13L404	136
13L414	136
13L454	136
13L464	136
13L504	136
13L514	136
13L604	136
13L614	136
13M454	109, 140
13M464	109, 140, 157
13S104	142
13S114	142
13S134	142
13W301	143
13W302	143
13W311	143
13W312	143
13W313	143
13W431	144
13W441	144
13W451	143
13W461	143
13W501	143
13W531	144
13W541	144
13W551	143
13W553	143
13W561	143
13W561B	143
13W563	143
13W651	143
13W661	143
13W661B	143
13W761	143
1400A108	325
1400A109	325
1400A110	325
1400A111	325
1400A112	325
1400A113	325
1400A114	325
1400A115	325
1400A116	325
1400A117	325
1400A118	325
1400A119	325
1400A120	325
1400A121	325
1400A122	325
1400A123	325
1475A124	325, 326
1475A125	325, 326
1475A126	325, 326
1475A127	325, 326
1475A128	325, 326

Order No.	Page(s)
1475A129	325, 326
1475A130	325, 326
1450A131	325, 326
1450A132	325, 326
1450A133	325, 326
1450A134	325, 326
1450A135	325, 326
1450A136	325, 326
1400A137	325
1400A138	325
1400A139	325
1400A140	325
1475A141	325, 326
1475A142	325, 326
1475A143	325, 326
1475A144	325, 326
1475A145	325, 326
1475A146	325, 326
1475A147	325, 326
1475A148	325, 326
1475A149	325, 326
1475A150	325, 326
1450A151	325, 326
1450A152	325, 326
1450A153	325, 326
1450A154	325, 326
1450A155	325, 326
1450A156	325, 326
1450A157	325, 326
1450A158	325, 326
1400A159	325
1400A160	325
1400A161	325
1400A162	325
1400A163	325
1475A164	325, 326
1400A201	325
1475A202	325, 326
1400A203	325
1475A204	325, 326
1450A205	325, 326
1450A206	325, 326
1450A207	325, 326
1450A208	325, 326
1450A209	325, 326
1450A210	325, 326
1450A211	325, 326
1450A212	325, 326
1450A213	325, 326
1450A214	325, 326
1450A215	325, 326
1450A216	325, 326
1400A217	325
1400A218	325
1400A219	325
1400A220	325
1400A221	325
1400A222	325
1400A223	325
1400A224	325
1400A225	325
1400A226	325
1400A227	325
1400A228	325
1400A229	325
1400A230	325
1400A231	325
1400A232	325
1450A233	326

Order No.	Page(s)
1450A234	325, 326
1450A235	326
1450A236	325, 326
1450A237	326
1450A238	325, 326
1450A239	326
1450A240	325, 326
1450A241	326
1450A242	325, 326
1450A243	326
1450A244	325, 326
1450A245	326
1450A246	325, 326
1450A247	326
1450A248	325, 326
1450A250	325, 326
1450A252	325, 326
1450A254	325, 326
1450A256	326
1450A258	326
1450A260	326
1450A262	326
1450A264	326
1400A302	326
1400A304	326
1400A306	326
1400A308	326
1400A310	326
1400A312	326
1400A314	326
1400A316	326
1400A320	326
1400A324	326
1400A328	326
1400A332	326
1400A336	326
1400A340	326
1400A344	326
1400A348	326
1400A352	326
1400A356	326
1400A360	326
1400A364	326
1410	542
1410-01	542
1410-12	542
1410-12FR	542
142E012H	350
142E013H	350
142E014H	350
142E023H	350
142E024H	350
142E025H	350
142E034H	350
142E035H	350
142E045H	350
142E046H	350
142E056H	350
1440	542
1440-12	542
144E012H	350
144E013H	350
144E021H	350
144E022H	350
144E023H	350
144E024H	350
144E032H	350
144E033H	350
144E034H	350

Order No.	Page(s)
144E043H	350
144E044H	350
144E045H	350
144E054H	350
144E055H	350
144E056H	350
147E001	350
147E002	350
147E003	350
147E004	350
14A904	103
14A904A	103
14A906	103
14A906A	103
14A908	103
14A908A	103
14A910	103
14A910A	103
14A912	103
14A912A	103
14A918	103
14A918A	103
14A924	103
14A924A	103
14A932	103
14A932A	103
14B033	112
14B036	112
14B038	112
14B042	112
14B053	112
14B056	112
14B062	112
14B103	112
14B106	112
14B108	112
14B112	112
14C106	103
14C108	103
14C110	103
14C112	103
14C118	103
14C124	103
14C132	103
14C206	103
14C208	103
14C210	103
14C212	103
14C218	103
14C224	103
14C232	103
14C306	103
14C308	103
14C310	103
14C312	103
14C318	103
14C324	103
14C332	103
14D033	112
14D036	112
14D038	112
14D053	112
14D056	112
14D058	112
14D103	112
14D106	112
14D108	112
14E001	112
14X154	111

Order No. Page(s)

14X156	111, 161
14X158	111, 161
14X162	111, 161
150HX132	463
150HX136	463
150HX140	463
150HX144	463
150HX148	463
150HX152	463
150HX156	463
150HX160	463
150HX164	463
150HX204	463
150HX208	463
150HX212	463
150HX216	463
150HX220	463
15A453	93
15A453V	216
15A456	93
15A456V	216
15A458	93
15A458V	216
15A473	95
15A476	95
15A478	95
15A503	93
15A503V	216
15A506	93
15A506V	216
15A508	93
15A508V	216
15A523	95
15A526	95
15A528	95
15A603	93
15A603V	216
15A606	93
15A606V	216
15A608	93
15A608V	216
15A623	95
15A703	93
15A703V	216
15A706	93
15A706V	216
15A708	93
15A708V	216
15A723	95
15A726	95
15A728	95
15C452	96
15C452V	217
15C453	96
15C453V	217
15C454	96
15C454V	217
15C455	96
15C455V	217
15C456	96
15C456V	217
15C458	96
15C458V	217
15C460	96
15C460V	217
15C462	96
15C462V	217
15C502	96
15C502V	217

Order No. Page(s)

15C503	96
15C503V	217
15C504	96
15C504V	217
15C505	96
15C505V	217
15C506	96
15C506V	217
15C508	96
15C508V	217
15C510	96
15C510V	217
15C512	96
15C512V	217
15C702	96
15C703	96
15C704	96
15C705	96
15C706	96
15C708	96
15C710	96
15C712	96
15D010	206
15D014	206
15D015	206
15D024	99, 206
15D027	98
15D030	98
15D035	98
15D044	98
15D054	98
15D064	98
15D127	99
15D144	99
15D154	99
15D164	99
15E124	100
15E126	100
15E162	100
15E164	100
15E166	100
15E167	100
15E168	100
15E295	100
15E296	100
15F004	101
15F006	101
15F008	101
15F012	101
15F016	101
15F018	101
15F022	101
15F028	101
15F054	101
15F056	101
15F058	101
15F062	101
15F104	101
15F106	101
15F108	101
15F112	101
15F124	101
15F154	101
15F156	101
15F158	101
15F162	101
15F204	101
15F206	101
15F208	101

Order No. Page(s)

15F212	101
15F304	101
15F306	101
15F308	101
15F312	101
15F313	101
15F324	101
15F504	101
15F506	101
15F508	101
15F512	101
15F524	101
15F704	101
15F706	101
15F708	101
15F709	101
15F711	101
15F712	101
15F713	101
15F804	101
15F806	101
15F808	101
15F812	101
15F824	101
15F904	101
15F906	101
15F908	101
15F912	101
15G206	100
15G208	100
15G212	100
15G306	100
15G308	100
15G312	100
15G962	100
15H014	206
15H025	99, 206
15-HG	563, 582, 584
15I451	88, 124
15I453	88, 124, 159
15I454	118
15I458	118
15I468	118
15I478	118
15I501	88
15I503	88
15I504	118
15I508	118
15I518	118
15I528	118
15IDX	351
15L303	73
15L453	73
15L456	73
15L460	73
15L463	73
15L501	160
15L503	73, 160
15L506	73
15L510	73
15L513	73
15L516	73
15L602	73
15L603	73
15L606	73
15L702	73
15L703	73
15L706	73
15L743	74

Order No. Page(s)

15L753	74
15L763	74
15L773	74
15L843	74
15L853	74
15L863	74
15M007	99
15M008	99
15M014	206
15M044	99
15M045	99
15M054	99
15M055	99
15M064	99
15M065	99
15N453	93
15N456	93
15N458	93
15N503	93
15N506	93
15N508	93
15N603	93
15N606	93
15N608	93
15N703	93
15N706	93
15N708	93
15P452	96
15P452V	216
15P453	96
15P453V	216
15P456	96
15P456V	216
15P458	96
15P458V	216
15P502	96
15P502V	216
15P503	96
15P503V	216
15P506	96
15P506V	216
15P508	96
15P508V	216
15P702	96
15P703	96
15P706	96
15P708	96
15Q454	86
15Q456	86
15Q458	86
15Q462	86
15Q504	86
15Q506	86
15Q508	86
15Q512	86
15Q704	86
15Q706	86
15Q708	86
15Q712	86
15R454	84
15R456	84
15R458	84
15R462	84
15R504	84
15R506	84
15R508	84
15R512	84
15R604	84
15R606	84

Order No. Page(s)

15R608	84
15R612	84
15R704	84
15R706	84
15R708	84
15R712	84
15T453	97
15T456	97
15T458	97
15T503	97
15T506	97
15T508	97
15T603	97
15T606	97
15T608	97
15T703	97
15T706	97
15T708	97
15U704	87
15U706	87
15U708	87
15V412	116, 123
15V412V	217
15V418	116, 158, 159
15V418V	217
15V424	123
15V424V	217
15V512	116
15V512V	217
15V518	116
15V518V	217
15V524V	217
15V612	116
15V612V	217
15V618	116
15V618V	217
15V624V	217
15W454	90
15W456	90
15W458	90
15W462	90
15W504	90
15W506	90
15W508	90
15W512	90
15W604	90
15W606	90
15W608	90
15W612	90
15W704	90
15W706	90
15W708	90
15W712	90
15X452	94
15X452C	216
15X453	94
15X453B	94
15X453V	216
15X455	94
15X455B	94
15X455V	216
15X456	94
15X456B	94
15X456V	216
15X458	94
15X458B	94
15X458V	216
15X460	94
15X460V	216

Order No. Page(s)

15X462	94
15X462V	216
15X473	95
15X473V	216
15X475	95
15X475V	216
15X476	95
15X476V	216
15X478	95
15X478V	216
15X482	95
15X482V	216
15X502	94
15X502V	216
15X503	94
15X503B	94
15X503V	216
15X505	94
15X505B	94
15X505V	216
15X506	94
15X506B	94
15X506V	216
15X508	94
15X508B	94
15X508V	216
15X510	94
15X510V	216
15X512	94
15X512V	216
15X523	95
15X523V	216
15X525	95
15X525V	216
15X526	95
15X526V	216
15X528	95
15X528V	216
15X532	95
15X532V	216
15X602	94
15X602V	216
15X603	94
15X603V	216
15X605	94
15X605V	216
15X606	94
15X606V	216
15X608	94
15X608V	216
15X610	94
15X610V	216
15X612	94
15X612V	216
15X622V	216
15X623V	216
15X625V	216
15X626V	216
15X628V	216
15X630V	216
15X632V	216
15X702	94
15X703	94
15X705	94
15X706	94
15X708	94
15X710	94
15X712	94
15X723	95

Order No. Page(s)

15X726	95
15X728	95
15X732	95
15Y454	91
15Y456	91
15Y458	91
15Y504	91
15Y506	91
15Y508	91
15Y604	91
15Y606	91
15Y608	91
160A1083	337
160A1103	337
160A1124	337
160A1126	337
160A1128	337
160A1144	337
160A11612	337
160A11616	337
160A11624	337
160A1164	337
160A1166	337
160A12012	337
160A12016	337
160A12024	337
160A1205	337
160A1206	337
160A1208	337
160A1225	337
160A12412A	337
160A12416A	337
160A12424A	337
160A1245	337
160A1246A	337
160A1248A	337
160A1286A	337
160A13212A	337
160A13216A	337
160A13224A	337
160A1326A	337
160A13616B	337
160A1366A	337
160A1368A	337
160A1386B	337
160A14016B	337
160A14024B	337
160A1406B	337
160A1408A	337
160A14812B	337
160A14816B	337
160A14824B	337
160A1486B	337
160A15612B	337
160A15616B	337
160A15624B	337
160A1566B	337
160A16412B	337
160A16416B	337
160A1646B	337
160N108	337
160N110	337
160N112	337
160N114	337
160N116	337
160N118	337
160N120	337
160N124	337
160N128	337

Order No. Page(s)

160N130	337
160N132	337
160N136	337
168CL-PC	587
168CL-PC-50	587
168DG-PC	587
168DG-PC-50	587
168IR3-PC	587
168IR3-PC-50	587
168IR5-PC	587
168IR5-PC-50	587
16-HG	582, 584
16-HGGP	582, 584
170A1104	339
170A1106	339
170A11212	339
170A1124	339
170A1126	339
170A1128	339
170A1144	339
170A1146	339
170A1148	339
170A11612	339
170A11618	339
170A1164	339
170A1166	339
170A1168	339
170A12012	339
170A1206	339
170A1208	339
170A12412	339
170A12418	339
170A12424	339
170A1246	339
170A1248	339
170A12812	339
170A1286	339
170A13210	339
170A13212	339
170A13218	339
170A13224	339
170A1326	339
170A13612	339
170A13618	339
170A1366	339
170A14012	339
170A14018	339
170A14024	339
170A1406	339
170A1408	339
170A1448	339
170A14812	339
170A14818	339
170A1488	339
170A15610	339
170A15612	339
170A15618	339
170A16412	339
170A16418	339
170B1104	339
170B1106	339
170B1124	339
170B1126	339
170B1128	339
170B1146	339
170B1148	339
170B1164	339
170B1166	339
170B1168	339

Order No.	Page(s)	Order No.	Page(s)	Order No.	Page(s)	Order No.	Page(s)
170B1206	339	175H138	460	185FCF13	342	2000FDX	394
170B1246	339	175H140	460	185FCF14	342	2000H25	407
170B1248	339	175H142	460	185FCG27	342	2000H38	407
170B13212	339	175H144	460	185FCG28	342	2000H63	407
170B1408	339	175H146	460	185FCM02	342	2000HC20	407
172B1126	340	175H148	460	185FCM03	342	2000HF20	407
172B1166	340	175H150	460	185FCM26	342	2000N10	394
172B1206	340	175H152	460	185FCS12	342	2000R25	407
172B1246	340	175H154	460	185FCS15	342	2000R38	407
172B1326	340	175H156	460	185FCS16	342	2000R63	407
172F11212	340	175H158	460	185FCS23	342	2000RC20	407
172F1124	340	175H160	460	185FCS25	342	2000RF20	407
172F1126	340	175H162	460	185FCT23	342	2000TW1	395
172F1128	340	175H164	460	185FCT24	342	2000TW2	395
172F11612	340	175H202	460	186FA01	342	2000TW3	395
172F1164	340	175H204	460	186FA02	342	2000TW4	395
172F1166	340	175H208	460	186FA03	342	280A001	237
172F1168	340	175H212	460	186FA04	342	280A002	237
172F12012	340	175H216	460	18CDX	394	280A003	237
172F12018	340	175H220	460	18FDX	394	280A004	237
172F1206	340	175H224	460	18MDX	394	280A005	237
172F12412	340	175H228	460	1910CL-PE-10	587	280A006	237
172F12418	340	175H232	460	1910DG-PE-10	587	280A007	237
172F1246	340	175H236	460	1910IR5-PE-10	587	280A008	237
172F1286	340	175H240	460	195E116	346	280A009	237
172F13212	340	176F1248	341	195E120	346	280A010	237
172F13218	340	176F13212	341	195E124	346	280A011	237
172F1326	340	176F13612	341	195E132	346	200A0115	283
172F13612	340	176F14012	341	195E136	346	280A012	237
172F13618	340	177F1248	341	195E140	346	280A013	237
172F1366	340	177F13212	341	195E144	346	280A014	237
172F14010	340	177F13612	341	195E148	346	280A015	237
172F14012	340	177F14012	341	195E156	346	280A016	237
172F14810	340	178F1484	341	195E160	346	280A017	237
172F14812	340	178F1564	341	195E164	346	280A018	237
174F13213	340	178F1644	341	195E208	346	280A019	237
174F13221	340	178F2084	341	195E216	346	280A020	237
174F13613	340	178F2164	341	195E224	346	280A021	237
174F13621	340	178F2244	341	195E232	346	280A022	237
174F14013	340	178F2324	341	19E116A	346	280A023	237
174F14021	340	178F3FLATADAPT	341	19E124A	346	280A024	237
174F14036	340	178FSDSADAPT	341	19E124B	346	280A025	237
174F14813	340	17-HG	582, 584	19E128A	346	280A026	237
174F14821	340	17-HGSB-R	582, 584	19E128B	346	280A027	237
174F14836	340	180A1103	338	19E132A	346	280A028	237
174F15613	340	180A1104	338	19E132B	346	280A029	237
174F15621	340	180A1105	338	19E136A	346	280A030	237
174F16413	340	180A1123	338	19E136B	346	280A031	237
174F16421	340	180A1124	338	19E140A	346	280A032	237
174F16436	340	180A1125	338	19E140B	346	280A033	237
174F20817	340	180A1126	338	19E144A	346	280A034	237
174F20821	340	180A1127	338	19E144B	346	280A035	237
174F21615	340	180E1103	338	19E148A	346	280A036	237
174F21623	340	180E1104	338	19E148B	346	280A037	237
174F21636	340	180E1105	338	19E156A	346	280A038	237
174F22423	340	180E1123	338	19E156B	346	280A039	237
174F23223	340	180E1124	338	19E164A	346	280A040	237
175F1105	338	180E1125	338	19E164B	346	280A041	237
175H116	460	184F108	338	19E208B	346	280A042	237
175H118	460	184F112	338	19E216B	346	280A043	237
175H120	460	184F116	338	2000	567	280A044	237
175H122	460	184F120	338	2000A10	394	280A045	237
175H124	460	184F124	338	2000AW0	395	280A046	237
175H126	460	184F132	338	2000AW5	395	280A047	237
175H128	460	185FCB05	342	2000AW6	395	280A048	237
175H130	460	185FCB06	342	2000AW7	395	280A049	237
175H132	460	185FCB07	342	2000AW7A	395	280A050	237
175H134	460	185FCB29	342	2000AW8	395	280A051	237
175H136	460	185FCF11	342	2000E40	408	280A052	237



Order No.	Page(s)
280A053	237
280A054	237
280A055	237
280A056	237
280A057	237
280A058	237
280A059	237
280A060	237
200A061	237
280A062	237
280A063	237
280A064	237
200A065	237
280A066	237
280A067	237
280A068	237
280A069	237
280A070	237
280A071	237
280A072	237
280A073	237
280A074	237
280A075	237
280A076	237
280A077	237
280A078	237
280A079	237
280A080	237
200A101	235
200A102	235
200A103	235
200A104	235
200A105	235
200A106	235
200A107	235
200A108	235
200A109	235
200A110	235
200A111	235
200A112	235
200A113	235
200A114	235
200A115	235
200A116	235
200A117	235
200A118	235
200A119	235
200A120	235
200A121	235
200A122	235
200A123	235
200A124	235
200A125	235
200A126	235
200A127	235
200A128	235
200A129	235
200A13	283
200A130	235
200A131	235
200A132	235
200A15	283
200A19	283
200A20	283
200A21	283
200A21V	283
200A26	283
200A29	283
240A501	236

Order No.	Page(s)
240A502	236
240A503	236
240A504	236
240A505	236
240A506	236
240A507	236
240A508	236
240A509	236
240A510	236
240A511	236
240A512	236
240A513	236
240A514	236
240A515	236
240A516	236
240A517	236
240A518	236
240A519	236
240A520	236
240A521	236
240A522	236
240A523	236
240A524	236
240A525	236
240A526	236
200A540C	351
200AW29	283
280B001	238
280B002	238
200B003	238
280B004	238
280B005	238
280B006	238
280B007	238
280B008	238
280B009	238
280B010	238
280B011	238
200B0115	236, 283
280B012	238
280B013	238
280B014	238
280B015	238
280B016	238
280B017	238
280B018	238
280B019	238
280B020	238
280B021	238
280B022	238
280B023	238
280B024	238
280B025	238
280B026	238
280B027	238
280B028	238
280B029	238
280B030	238
280B031	238
280B032	238
280B033	238
280B034	238
280B035	238
280B036	238
280B037	238
280B038	238
280B039	238
280B040	238
280B041	238

Order No.	Page(s)
280B042	238
280B043	238
280B044	238
280B045	238
280B046	238
280B047	238
280B048	238
280B049	238
280B050	238
280B051	238
280B052	238
280B053	238
280B054	238
280B055	238
280B056	238
280B057	238
280B058	238
280B059	238
280B060	238
280B061	238
280B062	238
280B063	238
280B064	238
280B065	238
280B066	238
280B067	238
280B068	238
280B069	238
280B070	238
280B071	238
280B072	238
280B073	238
280B074	238
280B075	238
280B076	238
280B077	238
280B078	238
280B079	238
280B080	238
200B101	235
200B102	235
200B103	235
200B104	235
200B105	235
200B106	235
200B107	235
200B108	235
200B109	235
200B110	235
200B111	235
200B112	235
200B113	235
200B114	235
200B115	235
200B116	235
200B117	235
200B118	235
200B119	235
200B120	235
200B121	235
200B122	235
200B123	235
200B124	235
200B125	235
200B126	235
200B127	235
200B128	235
200B129	235
200B13	236, 283

Order No.	Page(s)
200B130	235
200B131	235
200B132	235
200B15	236, 283
200B19	236, 283
200B20	236
200B21	236, 283
200B21V	236, 283
200B26	236, 283
200B29	236, 283
240B501	236
240B502	236
240B503	236
240B504	236
240B505	236
240B506	236
240B507	236
240B508	236
240B509	236
240B510	236
240B511	236
240B512	236
240B513	236
240B514	236
240B515	236
240B516	236
240B517	236
240B518	236
240B519	236
240B520	236
240B521	236
240B522	236
240B523	236
240B524	236
240B525	236
240B526	236
200B540C	351
200B60	236, 283
200C2018	394
200F2018	394
200LH104	247
200LH105	247
200LH106	247
200LH107	247
200LH108	247
200LH109	247
200LH110	247
200LH111	247
200LH112	247
200LH113	247
200LH114	247
200LH115	247
200LH116	247
200LH117	247
200LH118	247
200LH119	247
200LH120	247
200LH121	247
200LH122	247
200LH123	247
200LH124	247
200LH125	247
200LH126	247
200LH127	247
200LH128	247
200LH129	247
200LH13	247, 285
200LH130	247
200LH131	247

Order No. Page(s)

200LH132 .....247  
200LH15.....247, 285  
200LH21 .....247, 285  
200LH21V .....247, 285  
200LH29 .....247, 285  
200LH540C .....351  
2010.....567  
2015.....550, 551  
2020 .....567  
2020-DLX.....540  
2025 .....567  
2025-01.....567  
2028 .....550  
2029 .....550  
202A004CB .....392  
202A004CP .....392  
202A006CB .....392  
202A006CP .....392  
202A008CB .....392  
202A008CP .....392  
202A010CB .....392  
202A010CP .....392  
202A010FB .....392  
202A010FF .....392  
202A116CB .....392  
202A116CP .....392  
202A116FB .....392  
202A116FP .....392  
202A120CB .....392  
202A120CP .....392  
202A120FB .....392  
202A120FP .....392  
202A124CB .....392  
202A124CP .....392  
202A124FB .....392  
202A124FF .....392  
202A132CB .....392  
202A132CP .....392  
202A132FB .....392  
202A132FF .....392  
2035 .....550  
2036 .....550  
2040 .....540  
2040-11K.....540  
2040-12K.....540  
2041.....540  
2041-11K.....540  
2041-12K.....540  
2041-DLX.....540  
2050 .....541  
2050-01.....541  
2055 .....541  
2055-01.....541  
205A004C.....393  
205A004F.....393  
205A005C.....393  
205A005F.....393  
205A006C.....393  
205A006F.....393  
205A008C.....393  
205A008F.....393  
205A010C.....393  
205A010F.....393  
205A012C.....393  
205A012F.....393  
205A116C.....393  
205A116CP .....378  
205A116F.....393  
205A120C.....393

Order No. Page(s)

205A120CB .....378  
205A120CP .....378  
205A120F .....393  
205A124C .....393  
205A124CB .....378  
205A124CP .....378  
205A124F .....393  
205A128C .....393  
205A128CB .....378  
205A128CP .....378  
205A128F .....393  
205A132C .....393  
205A132CB .....378  
205A132F .....393  
205A140CP .....378  
205A6 .....393  
206A006CB .....392  
206A006CP .....392  
206A008CB .....392  
206A008CP .....392  
206A010CB .....392  
206A010CP .....392  
206A010FB .....392  
206A010FF .....392  
206A116CB .....392  
206A116CP .....392  
206A116FB .....392  
206A116FP .....392  
206A116SP .....392  
206A120CB .....392  
206A120CP .....392  
206A120FB .....392  
206A120FP .....392  
206A120SP .....392  
206A124CB .....392  
206A124CP .....392  
206A124FB .....392  
206A124FF .....392  
206A124SP .....392  
206A128CB .....392  
206A128CP .....392  
206A128FB .....392  
206A128FP .....392  
206A132CB .....392  
206A132CP .....392  
206A132FP .....392  
209A000FB .....386  
209A001CB .....386  
209A001FB .....386  
209A002CB .....386  
209A002FB .....386  
209A003CB .....386  
209A003FB .....386  
209A003FP .....386  
209A004CB .....386  
209A004CP .....386  
209A004FB .....386  
209A004FP .....386  
209A005CB .....386  
209A005CP .....386  
209A005FB .....386  
209A005FP .....386  
209A006CB .....386  
209A006CP .....386  
209A006FB .....386  
209A006FP .....386  
209A008CB .....386  
209A008CP .....386  
209A008FB .....386

Order No. Page(s)

209A008FP .....386  
209A010CB .....386  
209A010CP .....386  
209A010FB .....386  
209A010FP .....386  
209A012CB .....386  
209A012CP .....386  
209A012FB .....386  
209A012FP .....386  
209A116CB .....386  
209A116CP .....386  
209A116FB .....386  
209A116FP .....386  
209A120CB .....386  
209A120CP .....386  
209A120FB .....386  
209A120FP .....386  
209A124CB .....386  
209A124CP .....386  
209A124FB .....386  
209A124FF .....386  
209A128CB .....386  
209A128CP .....386  
209A128FB .....386  
209A128FP .....386  
209A132CB .....386  
209A132CP .....386  
209A132FB .....386  
209A132FP .....386  
209A140CB .....386  
209A140CP .....386  
209A140FB .....386  
209A140FP .....386  
209A148CB .....386  
209A148CP .....386  
209A148FB .....386  
20A000FB .....365  
20A000FP .....365  
20A000FS .....365  
20A000FT .....365  
20A001CB .....365  
20A001CP .....365  
20A001CS .....365  
20A001CT .....365  
20A001FB .....365  
20A001FF .....365  
20A001FS .....365  
20A001FT .....365  
20A002CB .....365  
20A002CP .....365  
20A002CS .....365  
20A002CT .....365  
20A002FB .....365  
20A002FF .....365  
20A002FS .....365  
20A002FT .....365  
20A003CB .....365  
20A003CP .....365  
20A003CS .....365  
20A003CT .....365  
20A003FB .....365  
20A003FP .....365  
20A003FS .....365  
20A003FT .....365  
20A004CB .....365  
20A004CP .....365  
20A004CS .....365  
20A004CT .....365  
20A004FB .....365

Order No. Page(s)

20A004FP .....365  
20A004FS .....365  
20A004FT .....365  
20A004SB .....365  
20A004SP .....365  
20A004SS .....365  
20A004ST .....365  
20A005CB .....365  
20A005CP .....365  
20A005CS .....365  
20A005CT .....365  
20A005FB .....365  
20A005FP .....365  
20A005FS .....365  
20A005FT .....365  
20A006CB .....365  
20A006CP .....365  
20A006CS .....365  
20A006CT .....365  
20A006FB .....365  
20A006FP .....365  
20A006FS .....365  
20A006FT .....365  
20A008CB .....365  
20A008CP .....365  
20A008CS .....365  
20A008CT .....365  
20A008FB .....365  
20A008FP .....365  
20A008FS .....365  
20A008FT .....365  
20A010CB .....365  
20A010CP .....365  
20A010CS .....365  
20A010CT .....365  
20A010FB .....365  
20A010FF .....365  
20A010FS .....365  
20A010FT .....365  
20A012CB .....365  
20A012CP .....365  
20A012CS .....365  
20A012CT .....365  
20A012FB .....365  
20A012FF .....365  
20A012FS .....365  
20A012FT .....365  
20A116CB .....366  
20A116CP .....366  
20A116CS .....366  
20A116CT .....366  
20A116FB .....366  
20A116FP .....366  
20A116FS .....366  
20A116FT .....366  
20A120CB .....366  
20A120CP .....366  
20A120CS .....366  
20A120CT .....366  
20A120FB .....366  
20A120FP .....366  
20A120FS .....366  
20A120FT .....366  
20A124CB .....366  
20A124CP .....366  
20A124CS .....366  
20A124CT .....366  
20A124FB .....366  
20A124FP .....366

Order No. Page(s)

20A124FS	366
20A124FT	366
20A128CB	366
20A128CP	366
20A128CS	366
20A128CT	366
20A128FB	366
20A128FP	366
20A128FS	366
20A128FT	366
20A132CB	366
20A132CP	366
20A132CS	366
20A132CT	366
20A132FB	366
20A132FP	366
20A132FS	366
20A132FT	366
20A136CB	366
20A136CP	366
20A136CS	366
20A136CT	366
20A136FB	366
20A136FP	366
20A136FS	366
20A136FT	366
20A140CB	366
20A140CP	366
20A140CS	366
20A140CT	366
20A140FB	366
20A140FP	366
20A140FS	366
20A140FT	366
20A144CB	366
20A144CP	366
20A144CS	366
20A144CT	366
20A144FB	366
20A144FP	366
20A144FS	366
20A144FT	366
20A148CB	366
20A148CP	366
20A148CS	366
20A148CT	366
20A148FB	366
20A148FP	366
20A148FS	366
20A148FT	366
20A156CB	366
20A156CP	366
20A156CS	366
20A156CT	366
20A156FB	366
20A156FP	366
20A156FS	366
20A156FT	366
20A164CB	366
20A164CP	366
20A164CS	366
20A164CT	366
20A164FB	366
20A164FP	366
20A164FS	366
20A164FT	366
20A164SB	366
20A164SP	366
20A164SS	366

Order No. Page(s)

20A164ST	366
20A208CB	366
20A208CP	366
20A208CS	366
20A208CT	366
20A208FB	366
20A208FP	366
20A208FS	366
20A208FT	366
20A216CB	366
20A216CP	366
20A216CS	366
20A216CT	366
20A216FB	366
20A216FP	366
20A216FS	366
20A216FT	366
20A224CB	366
20A224CP	366
20A224CS	366
20A224CT	366
20A224FB	366
20A224FP	366
20A224FS	366
20A224FT	366
20A232CB	366
20A232CP	366
20A232CS	366
20A232CT	366
20A232FB	366
20A232FP	366
20A232FS	366
20A232FT	366
20C000FB	373
20C000FP	373
20C000FT	373
20C001CB	373
20C001CP	373
20C001CT	373
20C001FB	373
20C001FP	373
20C001FT	373
20C002CB	373
20C002CP	373
20C002CT	373
20C002FB	373
20C002FP	373
20C002FT	373
20C003CB	373
20C003CP	373
20C003CT	373
20C003FB	373
20C003FP	373
20C003FT	373
20C004AB	373
20C004AP	373
20C004AT	373
20C004CB	373
20C004CP	373
20C004CT	373
20C004FB	373
20C004FP	373
20C004FT	373
20C005CB	373
20C005CP	373
20C005CT	373
20C005FB	373
20C005FP	373
20C005FT	373

Order No. Page(s)

20C006CB	373
20C006CP	373
20C006CT	373
20C006FB	373
20C006FP	373
20C006FT	373
20C008CB	373
20C008CP	373
20C008CT	373
20C008FB	373
20C008FP	373
20C008FT	373
20C010CB	373
20C010CP	373
20C010CT	373
20C010FB	373
20C010FP	373
20C010FT	373
20C012CB	373
20C012CP	373
20C012CT	373
20C012FB	373
20C012FP	373
20C012FT	373
20C040AB	374
20C040AP	374
20C040AT	374
20C050AB	374
20C050AP	374
20C050AT	374
20C060AB	374
20C060AP	374
20C060AT	374
20C080AB	374
20C080AP	374
20C080AT	374
20C080BB	374
20C080BP	374
20C080BT	374
20C100AB	374
20C100AP	374
20C100AT	374
20C100BB	374
20C100BP	374
20C100BT	374
20C100CB	374
20C100CP	374
20C100CT	374
20C116CB	373
20C116CP	373
20C116CT	373
20C116FB	373
20C116FP	373
20C116FT	373
20C120AB	374
20C120AP	374
20C120AT	374
20C120BB	374
20C120BP	374
20C120BT	374
20C120CB	373
20C120CP	373
20C120CT	373
20C120FB	373
20C120FP	373
20C120FT	373
20C124CB	373
20C124CP	373
20C124CT	373

Order No. Page(s)

20C124FB	373
20C124FP	373
20C124FT	373
20C128CB	374
20C128CP	374
20C128CT	374
20C128FB	374
20C128FP	374
20C128FT	374
20C132CB	374
20C132CP	374
20C132CT	374
20C132FB	374
20C132FP	374
20C132FT	374
20C136CB	374
20C136CP	374
20C136CT	374
20C136FB	374
20C136FP	374
20C136FT	374
20C140AB	374
20C140AP	374
20C140AT	374
20C140CB	374
20C140CP	374
20C140CT	374
20C140FB	374
20C140FP	374
20C140FT	374
20C148CB	374
20C148CP	374
20C148CT	374
20C148FB	374
20C148FP	374
20C148FT	374
20C156CB	374
20C156CP	374
20C156CT	374
20C156FB	374
20C156FP	374
20C156FT	374
20C160AB	374
20C160AP	374
20C160AT	374
20C164CB	374
20C164CP	374
20C164CT	374
20C164FB	374
20C164FP	374
20C164FT	374
20C208CB	374
20C208CP	374
20C208CT	374
20C208FB	374
20C208FP	374
20C208FT	374
20C216CB	374
20C216CP	374
20C216CT	374
20C216FB	374
20C216FP	374
20C216FT	374
20C224CB	374
20C224CP	374
20C224CT	374
20C224FB	374
20C224FP	374
20C224FT	374

Order No.	Page(s)	Order No.	Page(s)	Order No.	Page(s)	Order No.	Page(s)
20C232CB	374	20E008FT	367	20E140FB	367	20E232FP	367
20C232CP	374	20E010CB	367	20E140FP	367	20E232FS	367
20C232CT	374	20E010CP	367	20E140FS	367	20E232FT	367
20C232FB	374	20E010CS	367	20E140FT	367	20F003CB	386
20C232FP	374	20E010CT	367	20E144CB	367	20F003CP	386
20C232FT	374	20E010FB	367	20E144CP	367	20F004CB	386
20E000FB	367	20E010FP	367	20E144CS	367	20F004CP	386
20E000FP	367	20E010FS	367	20E144CT	367	20F004FB	386
20E000FS	367	20E010FT	367	20E144FB	367	20F004FP	386
20E000FT	367	20E012CB	367	20E144FP	367	20F005CB	386
20E001CB	367	20E012CP	367	20E144FS	367	20F005CP	386
20E001CP	367	20E012CS	367	20E144FT	367	20F005FB	386
20E001CS	367	20E012CT	367	20E148CB	367	20F005FP	386
20E001CT	367	20E012FB	367	20E148CP	367	20F006CB	386
20E001FB	367	20E012FP	367	20E148CS	367	20F006CP	386
20E001FP	367	20E012FS	367	20E148CT	367	20F006FB	386
20E001FS	367	20E012FT	367	20E148FB	367	20F006FP	386
20E001FT	367	20E116CB	367	20E148FP	367	20F008CB	386
20E002CB	367	20E116CP	367	20E148FS	367	20F008CP	386
20E002CP	367	20E116CS	367	20E148FT	367	20F008FB	386
20E002CS	367	20E116CT	367	20E156CB	367	20F008FP	386
20E002CT	367	20E116FB	367	20E156CP	367	20F010CB	386
20E002FB	367	20E116FP	367	20E156CS	367	20F010CP	386
20E002FP	367	20E116FS	367	20E156CT	367	20F010FB	386
20E002FS	367	20E116FT	367	20E156FB	367	20F010FP	386
20E002FT	367	20E120CB	367	20E156FP	367	20F012CB	386
20E003CB	367	20E120CP	367	20E156FS	367	20F012CP	386
20E003CP	367	20E120CS	367	20E156FT	367	20F012FB	386
20E003CS	367	20E120CT	367	20E164CB	367	20F012FP	386
20E003CT	367	20E120FB	367	20E164CP	367	20F116CB	386
20E003FB	367	20E120FP	367	20E164CS	367	20F116CP	386
20E003FP	367	20E120FS	367	20E164CT	367	20F116FB	386
20E003FS	367	20E120FT	367	20E164FB	367	20F116FP	386
20E003FT	367	20E124CB	367	20E164FP	367	20F120CB	386
20E004CB	367	20E124CP	367	20E164FS	367	20F120CP	386
20E004CP	367	20E124CS	367	20E164FT	367	20F120FB	386
20E004CS	367	20E124CT	367	20E164SB	367	20F120FP	386
20E004CT	367	20E124FB	367	20E164SP	367	20F124CB	386
20E004FB	367	20E124FP	367	20E164SS	367	20F124CP	386
20E004FP	367	20E124FS	367	20E164ST	367	20F124FB	386
20E004FS	367	20E124FT	367	20E208CB	367	20F124FP	386
20E004FT	367	20E128CB	367	20E208CP	367	20F128CB	386
20E004SB	367	20E128CP	367	20E208CS	367	20F128CP	386
20E004SP	367	20E128CS	367	20E208CT	367	20F128FB	386
20E004SS	367	20E128CT	367	20E208FB	367	20F132CB	386
20E004ST	367	20E128FB	367	20E208FP	367	20F132CP	386
20E005CB	367	20E128FP	367	20E208FS	367	20F132FB	386
20E005CP	367	20E128FS	367	20E208FT	367	20F132FP	386
20E005CS	367	20E128FT	367	20E216CB	367	20F140CB	386
20E005CT	367	20E132CB	367	20E216CP	367	20F140CP	386
20E005FB	367	20E132CP	367	20E216CS	367	20F148CB	386
20E005FP	367	20E132CS	367	20E216CT	367	20F148CP	386
20E005FS	367	20E132CT	367	20E216FB	367	20N000FB	371
20E005FT	367	20E132FB	367	20E216FP	367	20N000FP	371
20E006CB	367	20E132FP	367	20E216FS	367	20N000FS	371
20E006CP	367	20E132FS	367	20E216FT	367	20N000FT	371
20E006CS	367	20E132FT	367	20E224CB	367	20N001CB	371
20E006CT	367	20E136CB	367	20E224CP	367	20N001CP	371
20E006FB	367	20E136CP	367	20E224CS	367	20N001CS	371
20E006FP	367	20E136CS	367	20E224CT	367	20N001CT	371
20E006FS	367	20E136CT	367	20E224FB	367	20N001FB	371
20E006FT	367	20E136FB	367	20E224FP	367	20N001FP	371
20E008CB	367	20E136FP	367	20E224FS	367	20N001FS	371
20E008CP	367	20E136FS	367	20E224FT	367	20N001FT	371
20E008CS	367	20E136FT	367	20E232CB	367	20N002CB	371
20E008CT	367	20E140CB	367	20E232CP	367	20N002CP	371
20E008FB	367	20E140CP	367	20E232CS	367	20N002CS	371
20E008FP	367	20E140CS	367	20E232CT	367	20N002CT	371
20E008FS	367	20E140CT	367	20E232FB	367		



Order No. Page(s)

20N002FB	371
20N002FP	371
20N002FS	371
20N002CT	371
20N003CB	371
20N003CP	371
20N003CS	371
20N003CT	371
20N003FB	371
20N003FP	371
20N003FS	371
20N003FT	371
20N004CB	371
20N004CP	371
20N004CS	371
20N004CT	371
20N004FB	371
20N004FP	371
20N004FS	371
20N004FT	371
20N004SB	371
20N004SP	371
20N004SS	371
20N004ST	371
20N005CB	371
20N005CP	371
20N005CS	371
20N005CT	371
20N005FB	371
20N005FP	371
20N005FS	371
20N005FT	371
20N006CB	371
20N006CP	371
20N006CS	371
20N006CT	371
20N006FB	371
20N006FP	371
20N006FS	371
20N006FT	371
20N008CB	371
20N008CP	371
20N008CS	371
20N008CT	371
20N008FB	371
20N008FP	371
20N008FS	371
20N008FT	371
20N010CB	371
20N010CP	371
20N010CS	371
20N010CT	371
20N010FB	371
20N010FP	371
20N010FS	371
20N010FT	371
20N012CB	371
20N012CP	371
20N012CS	371
20N012CT	371
20N012FB	371
20N012FP	371
20N012FS	371
20N012FT	371
20N116CB	372
20N116CP	372
20N116CS	372
20N116CT	372
20N116FB	372

Order No. Page(s)

20N116FP	372
20N116FS	372
20N116FT	372
20N120CB	372
20N120CP	372
20N120CS	372
20N120CT	372
20N120FB	372
20N120FP	372
20N120FS	372
20N120FT	372
20N124CB	372
20N124CP	372
20N124CS	372
20N124CT	372
20N124FB	372
20N124FP	372
20N124FS	372
20N124FT	372
20N128CB	372
20N128CP	372
20N128CS	372
20N128CT	372
20N128FB	372
20N128FP	372
20N128FS	372
20N128FT	372
20N132CB	372
20N132CP	372
20N132CS	372
20N132CT	372
20N132FB	372
20N132FP	372
20N132FS	372
20N132FT	372
20N136CB	372
20N136CP	372
20N136CS	372
20N136CT	372
20N136FB	372
20N136FP	372
20N136FS	372
20N136FT	372
20N140CB	372
20N140CP	372
20N140CS	372
20N140CT	372
20N140FB	372
20N140FP	372
20N140FS	372
20N140FT	372
20N144CB	372
20N144CP	372
20N144CS	372
20N144CT	372
20N144FB	372
20N144FP	372
20N144FS	372
20N144FT	372
20N148CB	372
20N148CP	372
20N148CS	372
20N148CT	372
20N148FB	372
20N148FP	372
20N148FS	372
20N148FT	372
20N156CB	372
20N156CP	372

Order No. Page(s)

20N156CS	372
20N156CT	372
20N156FB	372
20N156FP	372
20N156FS	372
20N156FT	372
20N164CB	372
20N164CP	372
20N164CS	372
20N164CT	372
20N164FB	372
20N164FP	372
20N164FS	372
20N164FT	372
20N164SB	372
20N164SP	372
20N164SS	372
20N164ST	372
20N208CB	372
20N208CP	372
20N208CS	372
20N208CT	372
20N208FB	372
20N208FP	372
20N208FS	372
20N208FT	372
20N216CB	372
20N216CP	372
20N216CS	372
20N216CT	372
20N216FB	372
20N216FP	372
20N216FS	372
20N216FT	372
20N224CB	372
20N224CP	372
20N224CS	372
20N224CT	372
20N224FB	372
20N224FP	372
20N224FS	372
20N224FT	372
20N232CB	372
20N232CP	372
20N232CS	372
20N232CT	372
20N232FB	372
20N232FP	372
20N232FS	372
20N232FT	372
20PF004C	385
20PF004F	385
20PF006C	385
20PF008C	385
20PF010C	385
20PF010F	385
20PF012C	385
20PF012F	385
20PF030A	385
20PF035A	385
20PF040A	385
20PF050A	385
20PF060A	385
20PF070A	385
20PF080A	385
20PF080B	385
20PF100A	385
20PF116C	385
20PF116F	385

Order No. Page(s)

20PF120A	385
20PF120B	385
20PF120C	385
20PF120F	385
20PF124C	385
20PF124F	385
20PF128C	385
20PF128F	385
20PF132C	385
20PF132F	385
20PF136C	385
20PF136F	385
20PF140A	385
20PF140B	385
20PF140C	385
20PF140F	385
20PF148C	385
20PF148F	385
20PF156C	385
20PF156F	385
20PF160A	385
20PF160B	385
20PF164C	385
20PF164F	385
20PF180A	385
20PF180D	385
20PF200A	385
20PF200B	385
20PF220A	385
20PF220B	385
20PF240A	385
2100A10	394
2100N10	394
215A120CP	378
215A124CP	378
215A128CP	378
215A132CP	378
215A140CP	378
215N006C	379
215N008C	379
215N010C	379
215N010F	379
215N040A	379
215N050A	379
215N060A	379
215N080A	379
215N100A	379
215N116C	379
215N116F	379
215N120A	379
215N120C	379
215N120F	379
215N124C	379
215N124F	379
215N128C	379
215N128F	379
215N132C	379
215N132F	379
215N140C	379
215N140F	379
215N148C	379
215N148F	379
216N006C	380
216N008C	380
216N010C	380
216N010F	380
216N040A	380
216N050A	380
216N060A	380

Order No.	Page(s)	Order No.	Page(s)	Order No.	Page(s)	Order No.	Page(s)
216N080A.....	380	21E010CP.....	377	21PS008F.....	384	225N140F.....	381
216N100A.....	380	21E010FP.....	377	21PS010C.....	384	225N148C.....	381
216N116C.....	380	21E012CP.....	377	21PS010F.....	384	225N148F.....	381
216N116F.....	380	21E012FP.....	377	21PS012C.....	384	225N160A.....	381
216N120A.....	380	21E116CP.....	377	21PS012F.....	384	226N004C.....	382
216N120C.....	380	21E116FP.....	377	21PS030A.....	384	226N006C.....	382
216N120F.....	380	21E120CP.....	377	21PS035A.....	384	226N008C.....	382
216N124C.....	380	21E120FP.....	377	21PS040A.....	384	226N010C.....	382
216N124F.....	380	21E124CP.....	377	21PS050A.....	384	226N010F.....	382
216N128C.....	380	21E124FP.....	377	21PS060A.....	384	226N040A.....	382
216N128F.....	380	21E128CP.....	377	21PS070A.....	384	226N050A.....	382
216N132C.....	380	21E128FP.....	377	21PS080A.....	384	226N060A.....	382
216N132F.....	380	21E132CP.....	377	21PS080B.....	384	226N080A.....	382
216N140C.....	380	21E132FP.....	377	21PS100A.....	384	226N100A.....	382
216N140F.....	380	21E136CP.....	377	21PS116C.....	384	226N116C.....	382
216N148C.....	380	21E136FP.....	377	21PS116F.....	384	226N116F.....	382
216N148F.....	380	21E140CP.....	377	21PS120A.....	384	226N120A.....	382
21A000FP.....	377	21E140FP.....	377	21PS120B.....	384	226N120C.....	382
21A001CP.....	377	21E148CP.....	377	21PS120C.....	384	226N120F.....	382
21A001FP.....	377	21E148FP.....	377	21PS120F.....	384	226N124C.....	382
21A002CP.....	377	21E156CP.....	377	21PS124C.....	384	226N124F.....	382
21A002FP.....	377	21E156FP.....	377	21PS124F.....	384	226N128C.....	382
21A003CP.....	377	21E164CP.....	377	21PS128C.....	384	226N128F.....	382
21A003FP.....	377	21E164FP.....	377	21PS128F.....	384	226N132C.....	382
21A004CP.....	377	21E164SP.....	377	21PS132C.....	384	226N132F.....	382
21A004FP.....	377	21DX.....	351	21PS132F.....	384	226N140C.....	382
21A004SP.....	377	21N000FP.....	376	21PS136C.....	384	226N140F.....	382
21A005CP.....	377	21N001CP.....	376	21PS136F.....	384	226N148C.....	382
21A005FP.....	377	21N001FP.....	376	21PS140A.....	384	226N148F.....	382
21A006CP.....	377	21N002CP.....	376	21PS140B.....	384	226N160A.....	382
21A006FP.....	377	21N002FP.....	376	21PS140C.....	384	227N004C.....	383
21A008CP.....	377	21N003CP.....	376	21PS140F.....	384	227N006C.....	383
21A008FP.....	377	21N003FP.....	376	21PS148C.....	384	227N008C.....	383
21A010CP.....	377	21N004CP.....	376	21PS148F.....	384	227N010C.....	383
21A010FP.....	377	21N004FP.....	376	21PS156C.....	384	227N010F.....	383
21A012CP.....	377	21N004SP.....	376	21PS156F.....	384	227N040A.....	383
21A012FP.....	377	21N005CP.....	376	21PS160A.....	384	227N050A.....	383
21A116CP.....	377	21N005FP.....	376	21PS160B.....	384	227N060A.....	383
21A116FP.....	377	21N006CP.....	376	21PS164C.....	384	227N080A.....	383
21A120CP.....	377	21N006FP.....	376	21PS164F.....	384	227N100A.....	383
21A120FP.....	377	21N008CP.....	376	21PS180A.....	384	227N116C.....	383
21A124CP.....	377	21N008FP.....	376	21PS180D.....	384	227N116F.....	383
21A124FP.....	377	21N010CP.....	376	21PS200A.....	384	227N120C.....	383
21A128CP.....	377	21N010FP.....	376	21PS200B.....	384	227N120F.....	383
21A128FP.....	377	21N012CP.....	376	21PS220A.....	384	227N124C.....	383
21A132CP.....	377	21N012FP.....	376	21PS220B.....	384	227N124F.....	383
21A132FP.....	377	21N116CP.....	376	21PS240A.....	384	23A006CB.....	390
21A136CP.....	377	21N116FP.....	376	225N004C.....	381	23A006CP.....	390
21A136FP.....	377	21N120CP.....	376	225N006C.....	381	23A006CT.....	390
21A140CP.....	377	21N120FP.....	376	225N008C.....	381	23A008CB.....	390
21A140FP.....	377	21N124CP.....	376	225N010C.....	381	23A008CP.....	390
21A148CP.....	377	21N124FP.....	376	225N010F.....	381	23A008CT.....	390
21A148FP.....	377	21N128CP.....	376	225N040A.....	381	23A010CB.....	390
21E000FP.....	377	21N128FP.....	376	225N050A.....	381	23A010CP.....	390
21E001CP.....	377	21N132CP.....	376	225N060A.....	381	23A010CT.....	390
21E001FP.....	377	21N132FP.....	376	225N080A.....	381	23A010FB.....	390
21E002CP.....	377	21N136CP.....	376	225N100A.....	381	23A010FP.....	390
21E002FP.....	377	21N136FP.....	376	225N116C.....	381	23A010FT.....	390
21E003CP.....	377	21N140CP.....	376	225N116F.....	381	23A116CB.....	390
21E003FP.....	377	21N140FP.....	376	225N120A.....	381	23A116CP.....	390
21E004CP.....	377	21N148CP.....	376	225N120C.....	381	23A116CT.....	390
21E004FP.....	377	21N148FP.....	376	225N120F.....	381	23A116FB.....	390
21E004SP.....	377	21PS004C.....	384	225N124C.....	381	23A116FP.....	390
21E005CP.....	377	21PS004F.....	384	225N124F.....	381	23A116FT.....	390
21E005FP.....	377	21PS005C.....	384	225N128C.....	381	23A116CTB.....	390
21E006CP.....	377	21PS005F.....	384	225N128F.....	381	23A120CP.....	390
21E006FP.....	377	21PS006C.....	384	225N132C.....	381	23A120CT.....	390
21E008CP.....	377	21PS006F.....	384	225N132F.....	381	23A120FB.....	390
21E008FP.....	377	21PS008C.....	384	225N140C.....	381	23A120FP.....	390

Order No. Page(s)

23A120FT	390
23A124CB	390
23A124CP	390
23A124CT	390
23A124FB	390
23A124FP	390
23A124FT	390
23A128CB	390
23A128CP	390
23A128CT	390
23A128FB	390
23A128FP	390
23A128FT	390
23A132CB	390
23A132CP	390
23A132CT	390
23A132FB	390
23A132FP	390
23A132FT	390
23A136CB	390
23A136CP	390
23A136CT	390
23A136FB	390
23A136FP	390
23A136FT	390
23A140CB	390
23A140CP	390
23A140CT	390
23A140FB	390
23A140FP	390
23A140FT	390
23A148CB	390
23A148CP	390
23A148CT	390
23A148FB	390
23A148FP	390
23A148FT	390
23A156CB	390
23A156CP	390
23A156CT	390
23A156FB	390
23A156FP	390
23A156FT	390
23A164CB	390
23A164CP	390
23A164CT	390
23A164FB	390
23A164FP	390
23A164FT	390
23A164SB	390
23A164SP	390
23A164ST	390
23A208CB	390
23A208CP	390
23A208CT	390
23A208FB	390
23A208FP	390
23A208FT	390
23A216CB	390
23A216CP	390
23A216CT	390
23A216FB	390
23A216FP	390
23A216FT	390
23A224CB	390
23A224CP	390
23A224CT	390
23A224FB	390
23A224FP	390

Order No. Page(s)

23A224FT	390
23A232CB	390
23A232CP	390
23A232CT	390
23A232FB	390
23A232FP	390
23A232FT	390
240DX	351
24A116C6	392
24A116C8	392
24A120C6	392
24A120C8	392
24A124C10	392
24A124C6	392
24A124C8	392
24A128C6	392
24A128C8	392
24A132C10	392
24A132C12	392
24A132C6	392
24A132C8	392
24A140C10	392
24A140C12	392
24A140C6	392
24A140C8	392
24A148C10	392
24A148C12	392
25A208B	391
25A208P	391
25A208T	391
25A216B	391
25A216P	391
25A216T	391
25A224B	391
25A224P	391
25A224T	391
25A232B	391
25A232P	391
25A232T	391
25A240B	391
25A240P	391
25A240T	391
25A248B	391
25A248P	391
25A248T	391
25A256B	391
25A256P	391
25A256T	391
25A264B	391
25A264P	391
25A264T	391
25A308B	391
25A308P	391
25A308T	391
25A316B	391
25A316P	391
25A316T	391
25A324B	391
25A324P	391
25A324T	391
25A332B	391
25A332P	391
25A332T	391
25A340B	391
25A340P	391
25A340T	391
25A348B	391
25A348P	391
25A348T	391

Order No. Page(s)

25A356B	391
25A356P	391
25A356T	391
25A364B	391
25A364P	391
25A364T	391
25A416B	391
25A416P	391
25A416T	391
25A432B	391
25A432P	391
25A432T	391
25A448B	391
25A448P	391
25A448T	391
25A464B	391
25A464P	391
25A464T	391
26IDX	351
2700C12	408
2700E104	387
2700E108	387
2700E116	387
2700E124	387
2700E132	387
2700E148	387
2700E164	387
2700E216	387
2700E232	387
2700E264	387
270DX	351
2800C36	408
2800DX	394
2800E36	408
285A016A	376
285A018A	376
285A020A	376
285A022A	376
285A025A	376
285A030A	376
285A035A	376
285A040A	376
285A045A	376
285A050A	376
285A060A	376
285A063A	376
285A070A	376
285A080A	376
285A080B	376
285A100A	376
285A100B	376
285A120A	376
285A120C	376
285A140A	376
285A140B	376
285A160A	376
285A160B	376
285A180A	376
285A200A	376
285A200B	376
28A016AB	368
28A016AP	368
28A016AS	368
28A016AT	368
28A018AB	368
28A018AP	368
28A018AS	368
28A018AT	368
28A020AB	368

Order No. Page(s)

28A020AP	368
28A020AS	368
28A020AT	368
28A022AB	368
28A022AP	368
28A022AS	368
28A022AT	368
28A025AB	368
28A025AP	368
28A025AS	368
28A025AT	368
28A030AB	368
28A030AP	368
28A030AS	368
28A030AT	368
28A035AB	368
28A035AP	368
28A035AS	368
28A035AT	368
28A040AB	368
28A040AP	368
28A040AS	368
28A040AT	368
28A045AB	368
28A045AS	368
28A045AT	368
28A050AB	368
28A050AP	368
28A050AS	368
28A050AT	368
28A060AB	368
28A060AP	368
28A060AS	368
28A060AT	368
28A063AB	368
28A063AP	368
28A063AS	368
28A063AT	368
28A070AB	368
28A070AP	368
28A070AS	368
28A070AT	368
28A080AB	368
28A080AP	368
28A080AS	368
28A080AT	368
28A080BB	368
28A080BP	368
28A080BS	368
28A080BT	368
28A100AB	368
28A100AP	368
28A100AS	368
28A100AT	368
28A100BB	368
28A100BP	368
28A100BS	368
28A100BT	368
28A120AB	368
28A120AP	368
28A120AS	368
28A120AT	368
28A120CB	368
28A120CP	368
28A120CS	368
28A120CT	368
28A140AB	368
28A140AP	368

Order No. Page(s)

28A140AS.....368  
28A140AT.....368  
28A140BB.....368  
28A140BP.....368  
28A140BS.....368  
28A140BT.....368  
28A160AB.....368  
28A160AP.....368  
28A160AS.....368  
28A160AT.....368  
28A160BB.....368  
28A160BP.....368  
28A160BS.....368  
28A160BT.....368  
28A180AB.....368  
28A180AP.....368  
28A180AS.....368  
28A180AT.....368  
28A180CB.....368  
28A180CP.....368  
28A180CS.....368  
28A180CT.....368  
28A180DB.....368  
28A180DP.....368  
28A180DS.....368  
28A180DT.....368  
28A200AB.....368  
28A200AP.....368  
28A200AS.....368  
28A200AT.....368  
28A200BB.....368  
28A200BP.....368  
28A200BS.....368  
28A200BT.....368  
28A220AB.....368  
28A220AP.....368  
28A220AS.....368  
28A220AT.....368  
28A220BB.....368  
28A220BP.....368  
28A220BS.....368  
28A220BT.....368  
28A240AB.....368  
28A240AP.....368  
28A240AS.....368  
28A240AT.....368  
28A240BB.....368  
28A240BP.....368  
28A240BS.....368  
28A240BT.....368  
28A270AB.....368  
28A270AP.....368  
28A270AS.....368  
28A270AT.....368  
28A270BB.....368  
28A270BP.....368  
28A270BS.....368  
28A270BT.....368  
28A300AB.....368  
28A300AP.....368  
28A300AS.....368  
28A300AT.....368  
28A300BB.....368  
28A300BP.....368  
28A300BS.....368  
28A300BT.....368  
28A330AB.....368  
28A330AP.....368  
28A330AS.....368

Order No. Page(s)

28A330AT.....368  
28A330BB.....368  
28A330BP.....368  
28A330BS.....368  
28A330BT.....368  
28A360AB.....368  
28A360AP.....368  
28A360AS.....368  
28A360AT.....368  
28A360BB.....368  
28A360BP.....368  
28A360BS.....368  
28A360BT.....368  
28A390AB.....368  
28A390AP.....368  
28A390AS.....368  
28A390AT.....368  
28A390BB.....368  
28A390BP.....368  
28A390BS.....368  
28A390BT.....368  
28E015AB.....369  
28E015AP.....369  
28E015AS.....369  
28E015AT.....369  
28E016AB.....369  
28E016AP.....369  
28E016AS.....369  
28E016AT.....369  
28E018AB.....369  
28E018AP.....369  
28E018AS.....369  
28E018AT.....369  
28E020AB.....369  
28E020AP.....369  
28E020AS.....369  
28E020AT.....369  
28E020BB.....369  
28E020BP.....369  
28E020BS.....369  
28E020BT.....369  
28E022AB.....369  
28E022AP.....369  
28E022AS.....369  
28E022AT.....369  
28E023AB.....369  
28E023AP.....369  
28E023AS.....369  
28E023AT.....369  
28E025AB.....369  
28E025AP.....369  
28E025AS.....369  
28E025AT.....369  
28E026AB.....369  
28E026AP.....369  
28E026AS.....369  
28E026AT.....369  
28E030AB.....369  
28E030AP.....369  
28E030AS.....369  
28E030AT.....369  
28E030BB.....369  
28E030BP.....369  
28E030BS.....369  
28E030BT.....369  
28E035AB.....369  
28E035AP.....369  
28E035AS.....369  
28E035AT.....369

Order No. Page(s)

28E040AB.....369  
28E040AP.....369  
28E040AS.....369  
28E040AT.....369  
28E040BB.....369  
28E040BP.....369  
28E040BS.....369  
28E040BT.....369  
28E045AB.....369  
28E045AP.....369  
28E045AS.....369  
28E045AT.....369  
28E050AB.....369  
28E050AP.....369  
28E050AS.....369  
28E050AT.....369  
28E050BB.....369  
28E050BP.....369  
28E050BS.....369  
28E050BT.....369  
28E050CB.....369  
28E050CP.....369  
28E050CS.....369  
28E050CT.....369  
28E055AB.....369  
28E055AP.....369  
28E055AS.....369  
28E055AT.....369  
28E060AB.....369  
28E060AP.....369  
28E060AS.....369  
28E060AT.....369  
28E060BB.....369  
28E060BP.....369  
28E060BS.....369  
28E060BT.....369  
28E063AB.....369  
28E063AP.....369  
28E063AS.....369  
28E063AT.....369  
28E070AB.....369  
28E070AP.....369  
28E070AS.....369  
28E070AT.....369  
28E080AB.....369  
28E080AP.....369  
28E080AS.....369  
28E080AT.....369  
28E080BB.....369  
28E080BP.....369  
28E080BS.....369  
28E100AB.....369  
28E100AP.....369  
28E100AS.....369  
28E100AT.....369  
28E100BB.....369  
28E100BP.....369  
28E100BS.....369  
28E100BT.....369  
28E110AB.....369  
28E110AP.....369  
28E110AS.....369  
28E110AT.....369  
28E120AB.....369

Order No. Page(s)

28E120AP.....369  
28E120AS.....369  
28E120AT.....369  
28E120BB.....369  
28E120BP.....369  
28E120BS.....369  
28E120BT.....369  
28E120CB.....369  
28E120CP.....369  
28E120CS.....369  
28E120CT.....369  
28E140AB.....369  
28E140AP.....369  
28E140AS.....369  
28E140AT.....369  
28E140BB.....369  
28E140BP.....369  
28E140BS.....369  
28E140BT.....369  
28E140CB.....369  
28E140CP.....369  
28E140CS.....369  
28E140CT.....369  
28E160AB.....369  
28E160AP.....369  
28E160AS.....369  
28E160AT.....369  
28E160BB.....369  
28E160BP.....369  
28E160BS.....369  
28E160BT.....369  
28E180AB.....369  
28E180AP.....369  
28E180AS.....369  
28E180AT.....369  
28E180BB.....369  
28E180BP.....369  
28E180BS.....369  
28E180BT.....369  
28E180CB.....369  
28E180CP.....369  
28E180CS.....369  
28E180CT.....369  
28E180DB.....369  
28E180DP.....369  
28E180DS.....369  
28E180DT.....369  
28E200AB.....369  
28E200AP.....369  
28E200AS.....369  
28E200AT.....369  
28E200BB.....369  
28E200BP.....369  
28E200BS.....369  
28E200BT.....369  
28E200CB.....369  
28E200CP.....369  
28E200CS.....369  
28E200CT.....369  
28E200DB.....369  
28E200DP.....369  
28E200DS.....369  
28E200DT.....369  
28E220AB.....369  
28E220AP.....369  
28E220AS.....369  
28E220AT.....369  
28E220BB.....369  
28E220BP.....369



Order No. Page(s)

28E220BS	369
28E220BT	369
28E240AB	369
28E240AP	369
28E240AS	369
28E240AT	369
28E240BB	369
28E240BP	369
28E240BS	369
28E240BT	369
28E240CB	369
28E240CP	369
28E240CS	369
28E240CT	369
28E270AB	369
28E270AP	369
28E270AS	369
28E270AT	369
28E270BB	369
28E270BP	369
28E270BS	369
28E270BT	369
28E300AB	369
28E300AP	369
28E300AS	369
28E300AT	369
28E300BB	369
28E300BP	369
28E300BS	369
28E300BT	369
28E300CB	369
28E300CP	369
28E300CS	369
28E300CT	369
28E320AB	369
28E320AP	369
28E320AS	369
28E320AT	369
28E330AB	369
28E330AP	369
28E330AS	369
28E330AT	369
28E330BB	369
28E330BP	369
28E330BS	369
28E330BT	369
28E360AB	369
28E360AP	369
28E360AS	369
28E360AT	369
28E360BB	369
28E360BP	369
28E360BS	369
28E360BT	369
28E390AB	369
28E390AP	369
28E390AS	369
28E390AT	369
28E390BB	369
28E390BP	369
28E390BS	369
28E390BT	369
28E420AB	369
28E420AP	369
28E420AS	369
28E420AT	369
28E420BB	369
28E420BP	369
28E420BS	369

Order No. Page(s)

28E420BT	369
28E450AB	369
28E450AP	369
28E450AS	369
28E450AT	369
28E450BB	369
28E450BP	369
28E450BS	369
28E450BT	369
28E480AB	369
28E480AP	369
28E480AS	369
28E480AT	369
28E480BB	369
28E480BP	369
28E480BS	369
28E480BT	369
28E520AB	369
28E520AP	369
28E520AS	369
28E520AT	369
28E520BB	369
28E520BP	369
28E520BS	369
28E520BT	369
290A104	387
290A108	387
290A116	387
290A124	387
290A132	387
290A148	387
290A164	387
290A216	387
290A232	387
290A264	387
290A332	387
290A364	387
290A432	387
290A464	387
290E104	387
290E108	387
290E116	387
290E124	387
290E132	387
290E148	387
290E164	387
290E216	387
290E232	387
290E264	387
290E332	387
290E364	387
290E432	387
290E464	387
293A108	389
293A116	389
293A124	389
293A132	389
293A148	389
293A164	389
293A216	389
293A232	389
293A264	389
295A108	389
295A116	389
295A124	389
295A132	389
295A140CB	378
295A148	389
295A164	389

Order No. Page(s)

29G0000	350
29IDX	351
29WIDX	351
2CL-PC	587
2CL-PC-50	587
2DGN-PC	587
2DGN-PC-50	587
3000DS1	408
3000DS2	408
3000DS3	408
3000DS4	408
3000DS5	408
3000DS6	408
3001	543
3001-05	543
380A001	293
380A002	293
380A003	293
380A004	293
380A005	293
380A006	293
380A007	293
380A008	293
380A009	293
380A010	293
380A011	293
380A012	293
380A013	293
380A014	293
380A015	293
380A016	293
380A017	293
380A018	293
380A019	293
380A020	293
380A021	293
380A022	293
380A023	293
380A024	293
380A025	293
380A026	293
380A027	293
380A028	293
380A029	293
380A030	293
380A031	293
380A032	293
380A033	293
380A034	293
380A035	293
380A036	293
380A037	293
380A038	293
380A039	293
380A040	293
380A041	293
380A042	293
380A043	293
380A044	293
380A045	293
380A046	293
380A047	293
380A048	293
380A049	293
380A050	293
380A051	293
380A052	293
380A053	293
380A054	293

Order No. Page(s)

380A055	293
380A056	293
380A057	293
380A058	293
380A059	293
380A060	293
300A104	291
300A105	291
300A106	291
300A107	291
300A108	291
300A109	291
300A110	291
300A111	291
300A112	291
300A113	291
300A114	291
300A115	291
300A116	291
300A117	291
300A118	291
300A119	291
300A120	291
300A121	291
300A122	291
300A123	291
300A124	291
300A125	291
300A126	291
300A127	291
300A128	291
300A129	291
300A130	291
300A131	291
300A132	291
300A29	291
340A501	292
340A502	292
340A503	292
340A504	292
340A505	292
340A506	292
340A507	292
340A508	292
340A509	292
340A510	292
340A511	292
340A512	292
340A513	292
340A514	292
340A515	292
340A516	292
340A517	292
340A518	292
340A519	292
340A520	292
340A521	292
340A522	292
340A523	292
340A524	292
340A525	292
340A526	292
300A540C	351
380C001	297
380C002	297
380C003	297
380C004	297
380C005	297
380C006	297

Order No.	Page(s)	Order No.	Page(s)	Order No.	Page(s)	Order No.	Page(s)
380C007	297	300E108	293	305E108B	404	30E003CA	403
380C008	297	300E109	293	305E108C	404	30E003FA	403
380C009	297	300E110	293	305E116C	404	30E004CA	403
380C010	297	300E111	293	305E124D	404	30E004CB	403
380C011	297	300E112	293	305E132D	404	30E004FA	403
380C012	297	300E113	293	305E148D	404	30E004FB	403
380C013	297	300E114	293	305E164E	404	30E005CA	403
380C014	297	300E115	293	305E216F	404	30E005CB	403
380C015	297	300E116	293	305E232F	404	30E005FA	403
380C016	297	300E117	293	30A141	163, 421	30E006CA	403
380C017	297	300E118	293	30A145	164	30E006CB	403
380C018	297	300E119	293	30A150	151	30E006FA	403
380C019	297	300E120	293	30A153	151	30E006FB	403
380C020	297	300E121	293	30A157	151	30E008CA	403
380C021	297	300E122	293	30A161	150	30E008CB	403
380C022	297	300E123	293	30A163	150	30E008FA	403
380C023	297	300E124	293	30A170	154	30E008FB	403
380C024	297	300E125	293	30A190	154	30E010CA	403
380C025	297	300E126	293	30A255	150	30E010CB	403
380C026	297	300E127	293	30A260	152	30E010FA	403
380C027	297	300E128	293	30A263	152	30E010FB	403
380C028	297	300E129	293	30A265	159	30E012CA	403
380C029	297	300E130	293	30A267	159	30E012CB	403
380C030	297	300E131	293	30A268	162	30E012FA	403
380C031	297	300E132	293	30A269	109, 162	30E012FB	403
380C032	297	300LH104	302	30A275	158	30E116CA	403
380C033	297	300LH106	302	30A277	158	30E116CB	403
380C034	297	300LH108	302	30A285	160	30E116CC	403
380C035	297	300LH111	302	30A287	124, 160	30E116CD	403
380C036	297	300LH110	302	30A288	161	30E116FA	403
380C037	297	300LH112	302	30A289	161	30E116FB	403
380C038	297	300LH114	302	30A365	159	30E116FC	403
380C039	297	300LH116	302	30A560	153	30E116FD	403
380C040	297	300LH118	302	30A563	153	30E120CA	403
300C104	297	300LH120	302	30A606	157	30E120CB	403
300C105	297	300LH122	302	30B002	208	30E120CC	403
300C106	297	300LH124	302	30B010	207	30E120CD	403
300C107	297	300N104	295	30B017	47, 207	30E120FA	403
300C108	297	300N105	295	30B020	150, 151, 153, 158, 161, 207	30E120FB	403
300C109	297	300N106	295	30B021	47, 207	30E120FC	403
300C110	297	300N107	295	30B022	47, 206	30E120FD	403
300C111	297	300N108	295	30B023	152	30E124CB	403
300C112	297	300N109	295	30B024	150, 151, 152, 153, 207	30E124CC	403
300C113	297	300N110	295	30B027	207	30E124CD	403
300C114	297	300N111	295	30B030	97, 207	30E124FB	403
300C115	297	300N112	295	30B031	97	30E124FC	403
300C116	297	300N113	295	30B037	150, 151, 152, 153, 154, 158, 159, 162, 207	30E124FD	403
300C117	297	300N114	295	30B046	163, 164, 208, 421	30E128CB	403
300C118	297	300N115	295	30B047	208	30E128CC	403
300C119	297	300N116	295	30B048	208	30E128CD	403
300C120	297	300N117	295	30B050	208, 421	30E128FB	403
300C121	297	300N118	295	30B051	208, 421	30E128FC	403
300C122	297	300N119	295	30B057	152	30E128FD	403
300C123	297	300N120	295	30B057	67, 68, 71, 73, 75, 84, 85, 86, 87, 88, 91, 150, 151, 152, 154, 158, 159, 162, 207	30E132CB	403
300C124	297	300N121	295	30B065	208	30E132CC	403
300C125	297	300N122	295	30B066	208	30E132CD	403
300C126	297	300N123	295	30B075	150, 151, 152, 153, 158, 159, 162, 207	30E132FB	403
300C127	297	300N124	295	30B078	154, 207	30E132FC	403
300C128	297	300N125	295	30B093	48, 208	30E132FD	403
300C129	297	300N126	295	30B095	48, 208	30E136CC	403
300C130	297	300N127	295	30E000FA	403	30E136CD	403
300C131	297	300N128	295	30E001CA	403	30E136FC	403
300C132	297	300N129	295	30E001FA	403	30E136FD	403
300C29	297	300N130	295	30E002CA	403	30E140CC	403
300C540C	351	300N131	295	30E002FA	403	30E140CD	403
300E104	293	300N132	295			30E140FC	403
300E105	293	300N29	295			30E140FD	403
300E106	293	300N540C	351			30E148CC	403
300E107	293	305E104B	404			30E148CD	403

Order No. Page(s)

30E148FC.....403  
30E148FD.....403  
30E156CD.....403  
30E156FD.....403  
30E164CD.....403  
30E164CF.....403  
30E164FD.....403  
30E164SD.....403  
30E164SF.....403  
30E208CE.....403  
30E208CF.....403  
30E208FE.....403  
30E208FF.....403  
30E216CE.....403  
30E216CF.....403  
30E216FE.....403  
30E216FF.....403  
30E224CE.....403  
30E224CF.....403  
30E224FE.....403  
30E224FF.....403  
30E232CE.....403  
30E232CF.....403  
30E232FE.....403  
30E232FF.....403  
30E240CF.....403  
30E240FF.....403  
30E248CF.....403  
30E248FF.....403  
30E256CF.....403  
30E256FF.....403  
30E264CF.....403  
30E264FF.....403  
30G001.....155  
30G002.....208  
30G003.....208  
30G004.....208  
30G005.....208  
3100.....659  
3100-02.....535, 552  
31E016AA.....404  
31E020AA.....404  
31E020AB.....404  
31E022AB.....404  
31E023AB.....404  
31E025AA.....404  
31E025AB.....404  
31E026AB.....404  
31E030AB.....404  
31E035AB.....404  
31E035BB.....404  
31E040AA.....404  
31E040AB.....404  
31E040BA.....404  
31E040BB.....404  
31E045AB.....404  
31E045BB.....404  
31E050AB.....404  
31E050BA.....404  
31E050BB.....404  
31E050CB.....404  
31E060AB.....404  
31E060BB.....404  
31E060CB.....404  
31E070AB.....404  
31E070BB.....404  
31E080AB.....404  
31E080BB.....404  
31E080CB.....404

Order No. Page(s)

31E090AC.....404  
31E090BB.....404  
31E090BC.....404  
31E100AB.....404  
31E100AC.....404  
31E100BB.....404  
31E100BC.....404  
31E100CB.....404  
31E100DB.....404  
31E100DC.....404  
31E110AC.....404  
31E110BB.....404  
31E110BC.....404  
31E120AC.....404  
31E120BC.....404  
31E120CC.....404  
31E120DC.....404  
31E140AC.....404  
31E140BC.....404  
31E140CC.....404  
31E140DC.....404  
31E150AC.....404  
31E160AC.....404  
31E160BC.....404  
31E160CC.....404  
31E170AC.....404  
31E180BC.....404  
31E180CC.....404  
31E180DC.....404  
31E200AC.....404  
31E200AD.....404  
31E200BC.....404  
31E200BD.....404  
31E200CD.....404  
31E200DD.....404  
31E220AD.....404  
31E220BD.....404  
31E220CD.....404  
31E220DD.....404  
31E240AD.....404  
31E240BD.....404  
31E240CD.....404  
31E260AD.....404  
31E300BD.....404  
31E330AE.....404  
31E450AF.....404  
32G0000.....350  
330E20.....408  
330E2C10.....408  
330A011.....303  
330A020.....303  
330A030.....303  
330A107.....303  
330A108.....303  
330A109.....303  
330A110.....303  
330A112.....303  
330A114.....303  
330A116.....303  
3350C20.....408  
3350CC10.....408  
3350CF10.....408  
335E004C.....405  
335E004F.....405  
335E005C.....405  
335E005F.....405  
335E006C.....405  
335E006F.....405

Order No. Page(s)

335E008C.....405  
335E008F.....405  
335E010C.....405  
335E010F.....405  
335E012C.....405  
335E012F.....405  
335E116C.....405  
335E116F.....405  
335E120C.....405  
335E120F.....405  
335E124C.....405  
335E124F.....405  
335E128C.....405  
335E128F.....405  
335E132C.....405  
335E132F.....405  
335E136C.....405  
335E136F.....405  
335E140C.....405  
335E140F.....405  
335E144C.....405  
335E144F.....405  
335E148C.....405  
335E148F.....405  
335E156C.....405  
335E156F.....405  
335E164C.....405  
335E164F.....405  
335E164S.....405  
335E208C.....405  
335E208F.....405  
335E208N.....406  
335E216C.....405  
335E216F.....405  
335E216N.....406  
335E224C.....405  
335E224F.....405  
335E224N.....406  
335E232C.....405  
335E232F.....405  
335E232N.....406  
335E240C.....405  
335E240F.....405  
335E240N.....406  
335E248C.....405  
335E248F.....405  
335E248N.....406  
335E256C.....405  
335E256F.....405  
335E256N.....406  
335E264C.....405  
335E264F.....405  
335E264N.....406  
335E316C.....405  
335E316F.....405  
335E316N.....406  
335E324N.....406  
335E332C.....405  
335E332F.....405  
335E332N.....406  
335E340N.....406  
335E348C.....405  
335E348F.....405  
335E348N.....406  
335E356N.....406  
335E364C.....405  
335E364F.....405  
335E364N.....406  
335E416C.....405

Order No. Page(s)

335E416F.....405  
335E416N.....406  
335E432C.....405  
335E432F.....405  
335E432N.....406  
335E448C.....405  
335E448F.....405  
335E448N.....406  
335E464C.....405  
335E464F.....405  
335E464N.....406  
336E030A.....406  
336E030B.....406  
336E035A.....406  
336E040A.....406  
336E040B.....406  
336E045A.....406  
336E050A.....406  
336E050B.....406  
336E060A.....406  
336E060B.....406  
336E063A.....406  
336E070A.....406  
336E080A.....406  
336E080B.....406  
336E090A.....406  
336E090B.....406  
336E100A.....406  
336E100B.....406  
336E110A.....406  
336E120A.....406  
336E120B.....406  
336E120C.....406  
336E140A.....406  
336E140B.....406  
336E160A.....406  
336E160B.....406  
336E180A.....406  
336E180B.....406  
336E180C.....406  
336E200A.....406  
336E200B.....406  
336E220A.....406  
336E220B.....406  
336E240A.....406  
336E240B.....406  
336E260A.....406  
336E270A.....406  
336E270B.....406  
336E280A.....406  
336E300A.....406  
336E330A.....406  
336E330B.....406  
336E360B.....406  
336E390A.....406  
336E390B.....406  
336E400A.....406  
336E420B.....406  
336E450A.....406  
336E450B.....406  
336E480A.....406  
336E520A.....406  
336E520B.....406  
338E108.....406  
338E116.....406  
338E124.....406  
338E132.....406  
338E148.....406

Order No.	Page(s)	Order No.	Page(s)	Order No.	Page(s)	Order No.	Page(s)
338E164	406	350E016	347	35E001B	348	36E264D	485
338E216	406	350E017	347	35E001C	348	37E116A	485
338E232	406	350E018	347	35E001D	348	37E116B	485
338E264	406	350N104	288	35E002A	348	37E116C	485
33E004C	405	350N104BP	288	35E002B	348	37E116D	485
33E006C	405	350N105	288	35E002C	348	37E124A	485
33E008C	405	350N105BP	288	35E003A	348	37E124B	485
33E010C	405	350N106	288	35E003B	348	37E124C	485
33E010F	405	350N106BP	288	35E003C	348	37E124D	485
33E012C	405	350N107	288	35E004A	348	37E132A	485
33E116C	405	350N107BP	288	35E004B	348	37E132B	485
33E116F	405	350N108	288	35E004C	348	37E132C	485
33E120C	405	350N108BP	288	35E005A	348	37E132D	485
33E120F	405	350N109	288	35E005B	348	37E140A	485
33E124C	405	350N109BP	288	35E006B	348	37E140B	485
33E124F	405	350N110	288	35E006C	348	37E140C	485
33E128C	405	350N110BP	288	35E007A	348	37E140D	485
33E128F	405	350N111	288	35E007B	348	37E148A	485
33E132C	405	350N111BP	288	35E008A	348	37E148B	485
33E132F	405	350N112	288	35E045A	348	37E148C	485
33E136C	405	350N112BP	288	35E045B	348	37E148D	485
33E136F	405	350N113	288	35E045C	348	37E164A	485
33E140C	405	350N113BP	288	36E112A	485	37E164B	485
33E140F	405	350N114	288	36E112B	485	37E164C	485
33E148C	405	350N114BP	288	36E112C	485	37E164D	485
33E148F	405	350N115	288	36E112D	485	37E216A	485
33E156C	405	350N115BP	288	36E116A	485	37E216B	485
33E156F	405	350N116	288	36E116B	485	37E216C	485
33E164C	405	350N116BP	288	36E116C	485	37E216D	485
33E164F	405	350N117	288	36E116D	485	37E232A	485
33E164S	405	350N117BP	288	36E120A	485	37E232B	485
34B010	150	350N118	288	36E120B	485	37E232C	485
34B011	150, 151, 153	350N118BP	288	36E120C	485	37E232D	485
34B012	152	350N119	288	36E120D	485	37E264A	485
34B065	154	350N119BP	288	36E124A	485	37E264B	485
34B066	154	350N120	288	36E124B	485	37E264C	485
3500V-1600	574, 578	350N120BP	288	36E124C	485	37E264D	485
350A001	347	350N121	288	36E124D	485	38A716	456
350A002	347	350N121BP	288	36E132A	485	38E132A	486
350A003	347	350N122	288	36E132B	485	38E132B	486
350A004	347	350N122BP	288	36E132C	485	38E132C	486
350A005	347	350N123	288	36E132D	485	38E140A	486
350A006	347	350N123BP	288	36E140A	485	38E140B	486
350A007	347	350N124	288	36E140B	485	38E140C	486
350A008	347	350N124BP	288	36E140C	485	38E148A	486
350A000	347	350N125	288	36E140D	485	38E148B	486
350C001A	336	350N125BP	288	36E148A	485	38E148C	486
350C002A	336	350N126	288	36E148B	485	38E156A	486
350C003A	336	350N126BP	288	36E148C	485	38E156B	486
350C004A	336	350N127	288	36E148D	485	38E156C	486
350C005A	336	350N127BP	288	36E156A	485	38E164A	486
350C006A	336	350N128	288	36E156B	485	38E164B	486
350CA00A	336	350N128BP	288	36E156C	485	38E164C	486
350CAB0A	336	350N129	288	36E156D	485	38E216A	486
350E001	347	350N129BP	288	36E164A	485	38E216B	486
350E002	347	350N13	288	36E164B	485	38E216C	486
350E003	347	350N130	288	36E164C	485	38E232A	486
350E004	347	350N130BP	288	36E164D	485	38E232B	486
350E005	347	350N131	288	36E216A	485	38E232C	486
350E006	347	350N131BP	288	36E216B	485	390050	448
350E007	347	350N132	288	36E216C	485	390100	449
350E008	347	350N132BP	288	36E216D	485	390200	450
350E009	347	350N15	288	36E232A	485	390201	450
350E010	347	350N21	288	36E232B	485	390250	453
350E011	347	350N21V	288	36E232C	485	390251	453
350E012	347	350N29	288	36E232D	485	390252	451
350E013	347	350N540C	351	36E264A	485	390300	455
350E014	347	350NW29	288	36E264B	485	390400	455
350E015	347	35E001A	348	36E264C	485	39E112A	486



Order No.	Page(s)
39E112B	486
39E112C	486
39E116A	486
39E116B	486
39E116C	486
39E120A	486
39E120B	486
39E120C	486
39E124A	486
39E124B	486
39E124C	486
39E132A	486
39E132B	486
39E132C	486
39E140A	486
39E140B	486
39E140C	486
39E148A	486
39E148B	486
39E148C	486
39E156A	486
39E156B	486
39E156C	486
39E164A	486
39E164B	486
39E164C	486
39E216A	486
39E216B	486
39E216C	486
39E232A	486
39E232B	486
39E232C	486
39E248A	486
39E248B	486
39E248C	486
39E264A	486
39E264B	486
39E264C	486
4000-01	550, 551
4000-20	550, 551
4001	544
4001-02	544
4001-05	544, 567
4001-06	567
4002	544
4003	544
480A001	249
480A002	249
480A003	249
480A004	249
480A005	249
480A006	249
480A007	249
480A008	249
480A009	249
480A010	249
480A011	249
480A012	249
480A013	249
480A014	249
480A015	249
480A016	249
480A017	249
480A018	249
480A019	249
480A020	249
480A021	249
480A022	249
480A023	249

Order No.	Page(s)
480A024	249
480A025	249
480A026	249
480A027	249
480A028	249
480A029	249
480A030	249
480A031	249
480A032	249
480A033	249
480A034	249
480A035	249
480A036	249
480A037	249
480A038	249
480A039	249
480A040	249
480A041	249
480A042	249
480A043	249
480A044	249
480A045	249
480A046	249
480A047	249
480A048	249
480A049	249
480A050	249
480A051	249
480A052	249
480A053	249
480A054	249
480A055	249
480A056	249
480A057	249
480A058	249
480A059	249
480A060	249
400A104	248
400A105	248
400A106	248
400A107	248
400A108	248
400A109	248
400A110	248
400A111	248
400A112	248
400A113	248
400A114	248
400A115	248
400A116	248
400A117	248
400A118	248
400A119	248
400A120	248
400A121	248
400A122	248
400A123	248
400A124	248
400A125	248
400A126	248
400A127	248
400A128	248
400A129	248
400A130	248
400A131	248
400A132	248
400A19	249, 284
440A501	248
440A502	248

Order No.	Page(s)
440A503	248
440A504	248
440A505	248
440A506	248
440A507	248
440A508	248
440A509	248
440A510	248
440A511	248
440A512	248
440A513	248
440A514	248
440A515	248
440A516	248
440A517	248
440A518	248
440A519	248
440A520	248
440A521	248
440A522	248
440A523	248
440A524	248
440A525	248
440A526	248
400A540C	351
400AW29	249, 284
400AX104	327
400AX106	327
400AX108	327
400AX110	327
400AX112	327
400AX114	327
400AX116	327
480E001	257
480E002	257
480E003	257
480E004	257
480E005	257
480E006	257
480E007	257
480E008	257
480E009	257
480E010	257
480E011	257
480E012	257
480E013	257
480E014	257
480E015	257
480E016	257
480E017	257
480E018	257
480E019	257
480E020	257
480E021	257
480E022	257
480E023	257
480E024	257
480E025	257
480E026	257
480E027	257
480E028	257
480E029	257
480E030	257
480E031	257
480E032	257
480E033	257
480E034	257
480E035	257
480E036	257

Order No.	Page(s)
480E037	257
480E038	257
480E039	257
480E040	257
480E041	257
480E042	257
480E043	257
480E044	257
480E045	257
480E046	257
480E047	257
480E048	257
480E049	257
480E050	257
480E051	257
480E052	257
480E053	257
480E054	257
480E055	257
480E056	257
480E057	257
480E058	257
480E059	257
480E060	257
400E104	256
400E105	256
400E106	256
400E107	256
400E108	256
400E109	256
400E110	256
400E111	256
400E112	256
400E113	256
400E114	256
400E115	256
400E116	256
400E117	256
400E118	256
400E119	256
400E120	256
400E121	256
400E122	256
400E123	256
400E124	256
400E125	256
400E126	256
400E127	256
400E128	256
400E129	256
400E130	256
400E131	256
400E132	256
400EW29	249, 284
400F104	265
400F105	265
400F106	265
400F107	265
400F108	265
400F109	265
400F110	265
400F111	265
400F112	265
400F113	265
400F114	265
400F115	265
400F116	265
400F117	265
400F118	265

Order No. Page(s)

400F119.....265  
 400F120.....265  
 400F121.....265  
 400F122.....265  
 400F123.....265  
 400F124.....265  
 400F125.....265  
 400F126.....265  
 400F127.....265  
 400F128.....265  
 400F129.....265  
 400F130.....265  
 400F131.....265  
 400F132.....265  
 400F21.....265  
 400F29.....265  
 400FW29.....265  
 400HD0115.....249, 284  
 400HD13.....249, 284  
 400HD15.....249, 284  
 400HD21.....249, 284  
 400HD21V.....249, 284  
 400HD26.....249, 284  
 400HD29.....249, 284  
 400HD60.....249, 284  
 400HDE13.....249, 284  
 400HDE15.....249, 284  
 400HDE21.....249, 284  
 400HDE21V.....249, 284  
 400HDE29.....249, 284  
 480N001.....253  
 480N002.....253  
 480N003.....253  
 480N004.....253  
 480N005.....253  
 480N006.....253  
 480N007.....253  
 480N008.....253  
 480N009.....253  
 480N010.....253  
 480N011.....253  
 480N0115.....253, 282  
 480N012.....253  
 480N013.....253  
 480N014.....253  
 480N015.....253  
 480N016.....253  
 480N017.....253  
 480N018.....253  
 480N019.....253  
 480N020.....253  
 480N021.....253  
 480N022.....253  
 480N023.....253  
 480N024.....253  
 480N025.....253  
 480N026.....253  
 480N027.....253  
 480N028.....253  
 480N029.....253  
 480N030.....253  
 480N031.....253  
 480N032.....253  
 480N033.....253  
 480N034.....253  
 480N035.....253  
 480N036.....253  
 480N037.....253  
 480N038.....253

Order No. Page(s)

480N039.....253  
 480N040.....253  
 480N041.....253  
 480N042.....253  
 480N043.....253  
 480N044.....253  
 480N045.....253  
 480N046.....253  
 480N047.....253  
 480N048.....253  
 480N049.....253  
 480N050.....253  
 480N051.....253  
 480N052.....253  
 480N053.....253  
 480N054.....253  
 480N055.....253  
 480N056.....253  
 480N057.....253  
 480N058.....253  
 480N059.....253  
 480N060.....253  
 400N104BP.....252  
 400N105BP.....252  
 400N106BP.....252  
 400N107BP.....252  
 400N108BP.....252  
 400N109BP.....252  
 400N110BP.....252  
 400N111BP.....252  
 400N112BP.....252  
 400N113BP.....252  
 400N114BP.....252  
 400N115BP.....252  
 400N116BP.....252  
 400N117BP.....252  
 400N118BP.....252  
 400N119BP.....252  
 400N120BP.....252  
 400N121BP.....252  
 400N122BP.....252  
 400N123BP.....252  
 400N124BP.....252  
 400N125BP.....252  
 400N126BP.....252  
 400N127BP.....252  
 400N128BP.....252  
 400N129BP.....252  
 400N13.....253, 282  
 400N130BP.....252  
 400N131BP.....252  
 400N132BP.....252  
 400N15.....253, 282  
 400N19.....253, 282  
 400N21.....253, 282  
 400N21V.....253, 282  
 400N26.....253, 282  
 400N29.....253, 282  
 440N501.....253  
 440N502.....253  
 440N503.....253  
 440N504.....253  
 440N505.....253  
 440N506.....253  
 440N507.....253  
 440N508.....253  
 440N509.....253  
 440N510.....253  
 440N511.....253

Order No. Page(s)

440N512.....253  
 440N513.....253  
 440N514.....253  
 440N515.....253  
 440N516.....253  
 440N517.....253  
 440N518.....253  
 440N519.....253  
 440N520.....253  
 440N521.....253  
 440N522.....253  
 440N523.....253  
 440N524.....253  
 440N525.....253  
 440N526.....253  
 400N540C.....351  
 400N60.....253, 282  
 400NC2018.....394  
 400NF2018.....394  
 400NW29.....253, 282  
 400P116.....348  
 40E000B.....486  
 40E001B.....486  
 40E002B.....486  
 40E003B.....486  
 40E004B.....486  
 40E005B.....486  
 40E006B.....486  
 40E007B.....486  
 40E008B.....486  
 40ESETB.....486  
 4100.....658  
 410019.....255  
 4100-45.....657  
 4100-P.....659  
 4101.....658  
 410N104.....254  
 410N104BP.....254  
 410N105.....254  
 410N105BP.....254  
 410N106.....254  
 410N106BP.....254  
 410N107.....254  
 410N107BP.....254  
 410N108.....254  
 410N108BP.....254  
 410N109.....254  
 410N109BP.....254  
 410N110.....254  
 410N110BP.....254  
 410N111.....254  
 410N111BP.....254  
 410N112.....254  
 410N112BP.....254  
 410N113.....254  
 410N113BP.....254  
 410N114.....254  
 410N114BP.....254  
 410N115.....254, 255  
 410N115BP.....254  
 410N116.....254  
 410N116BP.....254  
 410N117.....254  
 410N117BP.....254  
 410N119.....254  
 410N119BP.....254  
 410N120.....254  
 410N120BP.....254  
 410N121.....254

Order No. Page(s)

410N121BP.....254  
 410N122.....254  
 410N122BP.....254  
 410N123.....254  
 410N123BP.....254  
 410N124.....254  
 410N124BP.....254  
 410N125.....254  
 410N125BP.....254  
 410N126.....254  
 410N126BP.....254  
 410N127.....254  
 410N127BP.....254  
 410N128.....254  
 410N128BP.....254  
 410N129.....254  
 410N129BP.....254  
 410N13.....255  
 410N130.....254  
 410N130BP.....254  
 410N131.....254  
 410N131BP.....254  
 410N132.....254  
 410N132BP.....254  
 410N15.....255  
 410N21.....255  
 410N21V.....255  
 410N26.....255  
 410N29.....255  
 410N60.....255  
 410NW29.....255  
 4110-04.....657  
 4110-15.....657  
 4110-16.....657  
 4110-17.....657  
 4110-18.....657  
 4111-05.....657  
 4111-06.....657  
 4111-07.....657  
 4125.....656  
 4150.....656  
 4200.....659  
 420A120.....459  
 420A122.....459  
 420A124.....459  
 420A126.....459  
 420A128.....459  
 420A130.....459  
 420A132.....459  
 420A134.....459  
 420A136.....459  
 420A138.....459  
 420A140.....459  
 420A142.....459  
 420A144.....459  
 420A148.....459  
 420A150.....459  
 420A152.....459  
 420A154.....459  
 420A156.....459  
 420A158.....459  
 420A160.....459  
 420A164.....459  
 420A202.....459  
 420A204.....459  
 420A208.....459  
 420A212.....459  
 420A216.....459  
 420A220.....459

Order No. Page(s)

420A224.....459  
420A228.....459  
420A232.....459  
420A236.....459  
420A240.....459  
4210-01.....660  
425A120.....459  
425A122.....459  
425A124.....459  
425A126.....459  
425A128.....459  
425A130.....459  
425A132.....459  
425A134.....459  
425A136.....459  
425A138.....459  
425A140.....459  
425A142.....459  
425A144.....459  
425A148.....459  
425A150.....459  
425A152.....459  
425A154.....459  
425A156.....459  
425A158.....459  
425A160.....459  
425A162.....459  
425A164.....459  
425A202.....459  
425A204.....459  
425A208.....459  
425A212.....459  
425A216.....459  
425A220.....459  
425A224.....459  
425A228.....459  
425A232.....459  
425A236.....459  
425A240.....459  
427A116.....462  
427A120.....462  
427A124.....462  
427A126.....462  
427A128.....462  
427A132.....462  
427A134.....462  
427A136.....462  
427A138.....462  
427A139.....462  
427A140.....462  
427A141.....462  
427A142.....462  
427A144.....462  
427A146.....462  
427A148.....462  
427A149.....462  
427A150.....462  
427A152.....462  
427A156.....462  
427A160.....462  
427A164.....462  
427A201.....462  
427A204.....462  
427A206.....462  
427A208.....462  
427A212.....462  
427A216.....462  
427A220.....462  
427A224.....462

Order No. Page(s)

427A228.....462  
427A232.....462  
427E120.....462  
427E124.....462  
427E128.....462  
427E132.....462  
427E136.....462  
427E140.....462  
427E144.....462  
427E148.....462  
427E152.....462  
427E156.....462  
427E160.....462  
427E164.....462  
427E204.....462  
427N116.....461  
427N120.....461  
427N124.....461  
427N126.....461  
427N128.....461  
427N130.....461  
427N132.....461  
427N134.....461  
427N136.....461  
427N138.....461  
427N140.....461  
427N141.....461  
427N142.....461  
427N144.....461  
427N146.....461  
427N148.....461  
427N149.....461  
427N150.....461  
427N152.....461  
427N154.....461  
427N156.....461  
427N160.....461  
427N162.....461  
427N164.....461  
427N16D.....461  
427N201.....461  
427N204.....461  
427N208.....461  
427N212.....461  
427N216.....461  
427N220.....461  
427N224.....461  
427N228.....461  
427N232.....461  
427N24D.....461  
427N3S.....461  
427N8D.....461  
428A116.....462  
428A120.....462  
428A124.....462  
428A126.....462  
428A128.....462  
428A130.....462  
428A132.....462  
428A134.....462  
428A136.....462  
428A138.....462  
428A140.....462  
428A141.....462  
428A142.....462  
428A144.....462  
428A146.....462  
428A148.....462  
428A149.....462

Order No. Page(s)

428A150.....462  
428A152.....462  
428A154.....462  
428A156.....462  
428A160.....462  
428A164.....462  
428A201.....462  
428A202.....462  
428A204.....462  
428A208.....462  
428A212.....462  
428A216.....462  
428A220.....462  
428A224.....462  
428A228.....462  
428A232.....462  
428N116.....461  
428N120.....461  
428N124.....461  
428N126.....461  
428N128.....461  
428N130.....461  
428N132.....461  
428N134.....461  
428N136.....461  
428N138.....461  
428N140.....461  
428N141.....461  
428N142.....461  
428N144.....461  
428N146.....461  
428N148.....461  
428N149.....461  
428N150.....461  
428N152.....461  
428N154.....461  
428N156.....461  
428N158.....461  
428N160.....461  
428N162.....461  
428N164.....461  
428N16D.....461  
428N201.....461  
428N204.....461  
428N208.....461  
428N212.....461  
428N216.....461  
428N220.....461  
428N224.....461  
428N228.....461  
428N232.....461  
428N24D.....461  
428N3S.....461  
428N8D.....461  
429A132.....463  
429A136.....463  
429A140.....463  
429A144.....463  
429A148.....463  
429A152.....463  
429A156.....463  
429A160.....463  
429A164.....463  
429A204.....463  
429A208.....463  
429A212.....463  
429A216.....463  
429A220.....463  
429A224.....463

Order No. Page(s)

429A228.....463  
429A232.....463  
429A236.....463  
429E144.....463  
429E152.....463  
429E160.....463  
429E204.....463  
429N132.....464  
429N136.....464  
429N140.....464  
429N144.....464  
429N148.....464  
429N152.....464  
429N156.....464  
429N160.....464  
429N164.....464  
429N204.....464  
429N208.....464  
429N212.....464  
429N216.....464  
429N220.....464  
430E108.....466  
430E109.....466  
430E110.....466  
430E111.....466  
430E112.....466  
430E113.....466  
430E114.....466  
430E115.....466  
430E116.....466  
430E117.....466  
430E118.....466  
430E119.....466  
430E120.....466  
430E121.....466  
430E122.....466  
430E123.....466  
430E124.....466  
430E125.....466  
430E126.....466  
430E127.....466  
430E128.....466  
430E130.....466  
430E132.....466  
430E134.....466  
430E136.....466  
430E138.....466  
430E140.....466  
430E142.....466  
430E144.....466  
430E146.....466  
430E148.....466  
430E150.....466  
430E152.....466  
430E154.....466  
430E156.....466  
430E158.....466  
430E160.....466  
430E162.....466  
430E164.....466  
430E202.....466  
430E204.....466  
430E206.....466  
430E208.....466  
430E210.....466  
430E212.....466  
430E216.....466  
430E220.....466  
430E224.....466

Order No.	Page(s)	Order No.	Page(s)	Order No.	Page(s)	Order No.	Page(s)
430E228	466	437E204	466	445E144	467	450T001	268
430E232	466	437E208	466	445E146	467	450T002	268
4325	656	437E212	466	445E148	467	450T003	268
4350	656	437E216	466	445E150	467	450T004	268
435E025	466	437E220	466	445E152	467	450T005	268
435E030	466	437E224	466	445E154	467	450T006	268
435E032	466	437E228	466	445E156	467	450T007	268
435E035	466	437E232	466	445E158	467	450T008	268
435E040	466	4400	658	445E160	467	450T009	268
435E045	466	4400-D	660	445E162	467	450T010	268
435E050	466	4400-DS	660	445E164	467	450T011	268
435E060	466	4400-L	658	445E204	467	450T012	268
435E070	466	4400-Y	659	445E208	467	450T013	268
435E080	466	440E108	467	445E212	467	450T014	268
435E090	466	440E110	467	445E216	467	450T015	268
435E110	466	440E111	467	445E220	467	450T016	268
435E111	466	440E112	467	445E224	467	450T017	268
435E112	466	440E114	467	445E228	467	450T018	268
435E113	466	440E116	467	445E232	467	450T019	268
435E114	466	440E118	467	4500	658	450T020	268
435E115	466	440E120	467	4500-10	659	450T021	268
435E116	466	440E122	467	4500V	563	450T022	268
435E117	466	440E124	467	4500-V	572	450T023	268
435E118	466	440E126	467	4500V-0100	574, 577	450T024	268
435E119	466	440E128	467	4500V-1500	575	450T025	268
435E120	466	440E130	467	4500-W	659	450T026	268
435E121	466	440E132	467	4500-Y	659	450T027	268
435E122	466	440E134	467	450E000	468	450T028	268
435E123	466	440E136	467	450E002	468	450T029	268
435E124	466	440E138	467	450E003	468	450T030	268
437E108	466	440E140	467	450E004	468	450T031	268
437E109	466	440E142	467	450E005	468	450T032	268
437E110	466	440E144	467	450E007	468	450T033	268
437E111	466	440E146	467	450E010	468	450T034	268
437E112	466	440E148	467	450E020	468	450T035	268
437E113	466	440E150	467	450E030	468	450T036	268
437E114	466	440E152	467	450E040	468	450T037	268
437E115	466	440E154	467	450E050	468	450T038	268
437E116	466	440E156	467	450E060	468	450T039	268
437E117	466	440E158	467	450E070	468	450T040	268
437E118	466	440E160	467	450E080	468	450T041	268
437E119	466	440E162	467	450E090	468	450T042	268
437E120	466	440E164	467	450E100	468	450T043	268
437E121	466	440E204	467	450N501	255	450T044	268
437E122	466	440E208	467	450N502	255	450T045	268
437E123	466	440E212	467	450N503	255	450T046	268
437E124	466	440E216	467	450N504	255	450T047	268
437E125	466	440E220	467	450N505	255	450T048	268
437E126	466	440E224	467	450N506	255	450T049	268
437E127	466	440E228	467	450N507	255	450T050	268
437E128	466	440E232	467	450N508	255	450T051	268
437E130	466	445E108	467	450N509	255	450T052	268
437E132	466	445E110	467	450N510	255	450T053	268
437E134	466	445E112	467	450N511	255	450T054	268
437E136	466	445E114	467	450N512	255	450T055	268
437E138	466	445E116	467	450N513	255	450T056	268
437E140	466	445E118	467	450N514	255	450T057	268
437E142	466	445E120	467	450N515	255	450T058	268
437E144	466	445E122	467	450N516	255	450T059	268
437E146	466	445E124	467	450N517	255	450T060	268
437E148	466	445E126	467	450N518	255	450T104	267
437E150	466	445E128	467	450N519	255	450T105	267
437E152	466	445E130	467	450N520	255	450T106	267
437E154	466	445E132	467	450N521	255	450T107	267
437E156	466	445E134	467	450N522	255	450T108	267
437E158	466	445E136	467	450N523	255	450T109	267
437E160	466	445E138	467	450N524	255	450T110	267
437E162	466	445E140	467	450N525	255	450T111	267
437E164	466	445E142	467	450N526	255	450T112	267



Order No.	Page(s)
450T113	267
450T114	267
450T115	267
450T116	267
450T117	267
450T118	267
450T119	267
450T120	267
450T121	267
450T122	267
450T123	267
450T124	267
450T125	267
450T126	267
450T127	267
450T128	267
450T129	267
450T13	268, 282
450T130	267
450T131	267
450T132	267
450T15	268, 282
450T21	268, 282
450T29	268, 282
450T60	268, 282
450T/W29	268, 282
4511-00	659, 660
4550	658
455E000	468
455E002	468
455E003	468
455E004	468
455E005	468
455E007	468
455E010	468
455E020	468
455E030	468
455E040	468
455E050	468
455E060	468
455E070	468
455E080	468
455E090	468
455E100	468
457E000	468
457E002	468
457E003	468
457E005	468
457E006	468
457E007	468
457E010	468
457E020	468
457E030	468
457E040	468
457E050	468
457E060	468
457E070	468
457E080	468
457E090	468
457E100	468
4600	656
4605	656
4606	656
4607	656
470SE001	459
470SE002	459
470SE003	459
470SESET	459
48L555	164, 207

Order No.	Page(s)
48M401	207
48M461	153
48M483	154
48M516	154
48M517	154
48M558	150
48M641	150, 151
48M667	152, 153, 158
48R136	21, 22, 23
48R294	27
48Z019	163, 164, 421
48Z148	150, 151, 152, 153, 158, 159, 162, 207
48Z149	99
48Z392	208
48Z449	208
490N001	255
490N002	255
490N003	255
490N004	255
490N005	255
490N006	255
490N007	255
490N008	255
490N009	255
490N010	255
490N011	255
490N012	255
490N013	255
490N014	255
490N015	255
490N016	255
490N017	255
490N018	255
490N019	255
490N020	255
490N021	255
490N022	255
490N023	255
490N024	255
490N025	255
490N026	255
490N027	255
490N028	255
490N029	255
490N030	255
490N031	255
490N032	255
490N033	255
490N034	255
490N035	255
490N036	255
490N037	255
490N038	255
490N039	255
490N040	255
490N041	255
490N042	255
490N043	255
490N044	255
490N045	255
490N046	255
490N047	255
490N048	255
490N049	255
490N050	255
490N051	255
490N052	255
490N053	255

Order No.	Page(s)
490N054	255
490N055	255
490N056	255
490N057	255
490N058	255
490N059	255
490N060	255
49A123	351
5001	543
5001-01	543
5003-U	544
5004	544
580A001	270
580A002	270
580A003	270
580A004	270
580A005	270
580A006	270
580A007	270
580A008	270
580A009	270
580A010	270
580A011	270
500A0115	271, 285
580A012	270
580A013	270
580A014	270
580A015	270
580A016	270
580A017	270
580A018	270
580A019	270
580A020	270
580A021	270
580A022	270
580A023	270
580A024	270
580A025	270
580A026	270
500A13	271, 285
500A15	271, 285
500A21	271, 285
500A21V	271, 285
500A26	271, 285
500A29	271, 285
540A501	271
540A502	271
540A503	271
540A504	271
540A505	271
540A506	271
540A507	271
540A508	271
540A509	271
540A510	271
540A511	271
540A512	271
540A513	271
540A514	271
540A515	271
540A516	271
540A517	271
540A518	271
540A519	271
540A520	271
540A521	271
540A522	271
540A523	271
540A524	271

Order No.	Page(s)
540A525	271
540A526	271
500A60	271, 285
500AW29	271, 285
580E001	272
580E002	272
580E003	272
580E004	272
580E005	272
580E006	272
580E007	272
580E008	272
580E009	272
580E010	272
580E011	272
580E012	272
580E013	272
580E014	272
580E015	272
580E016	272
580E017	272
580E018	272
580E019	272
580E020	272
580E021	272
580E022	272
580E023	272
580E024	272
580E025	272
580E026	272
580E027	272
580E028	272
580E029	272
580E030	272
580E031	272
580E032	272
580E033	272
580E034	272
580E035	272
580E036	272
580E037	272
580E038	272
580E039	272
580E040	272
580E041	272
580E042	272
580E043	272
580E044	272
580E045	272
580E046	272
580E047	272
580E048	272
580E049	272
580E050	272
580E051	272
580E052	272
580E053	272
580E054	272
580E055	272
580E056	272
580E057	272
580E058	272
580E059	272
580E060	272
500E104	272
500E105	272
500E106	272
500E107	272
500E108	272

Order No. Page(s)

500E109 ..... 272  
500E110 ..... 272  
500E111 ..... 272  
500E112 ..... 272  
500E113 ..... 272  
500E114 ..... 272  
500E115 ..... 272  
500E116 ..... 272  
500E117 ..... 272  
500E118 ..... 272  
500E119 ..... 272  
500E120 ..... 272  
500E121 ..... 272  
500E122 ..... 272  
500E123 ..... 272  
500E124 ..... 272  
500E125 ..... 272  
500E126 ..... 272  
500E127 ..... 272  
500E128 ..... 272  
500E129 ..... 272  
500E13 ..... 272, 285  
500E130 ..... 272  
500E131 ..... 272  
500E132 ..... 272  
500E15 ..... 272, 285  
500E21 ..... 272, 285  
500E21V ..... 272, 285  
500E29 ..... 272, 285  
500E60 ..... 272, 285  
507A116A ..... 473  
507A120A ..... 473  
507A124A ..... 473  
507A132B ..... 473  
50A103 ..... 270  
50A104 ..... 270  
50A105 ..... 270  
50A106 ..... 270  
50A107 ..... 270  
50A108 ..... 270  
50A108A ..... 473  
50A109 ..... 270  
50A110 ..... 270  
50A111 ..... 270  
50A111A ..... 473  
50A112 ..... 270  
50A112A ..... 473  
50A113 ..... 270  
50A113A ..... 473  
50A114 ..... 270  
50A114A ..... 473  
50A115 ..... 270  
50A115A ..... 473  
50A116 ..... 270  
50A116A ..... 473  
50A117 ..... 270  
50A117A ..... 473  
50A118 ..... 270  
50A118A ..... 473  
50A119 ..... 270  
50A119A ..... 473  
50A120 ..... 270  
50A120A ..... 473  
50A121 ..... 270  
50A121A ..... 473  
50A122 ..... 270  
50A122A ..... 473  
50A123 ..... 270  
50A123A ..... 473

Order No. Page(s)

50A124 ..... 270  
50A124A ..... 473  
50A125 ..... 270  
50A125A ..... 473  
50A126 ..... 270  
50A126A ..... 473  
50A127 ..... 270  
50A127A ..... 473  
50A128 ..... 270  
50A128A ..... 473  
50A129 ..... 270  
50A129A ..... 473  
50A130 ..... 270  
50A130A ..... 473  
50A131 ..... 270  
50A132 ..... 270  
50A132A ..... 473  
50A132B ..... 473  
50A134B ..... 473  
50A136B ..... 473  
50A138B ..... 473  
50A140B ..... 473  
50A140C ..... 473  
50A142C ..... 473  
50A144B ..... 473  
50A144C ..... 473  
50A146D ..... 473  
50A148B ..... 473  
50A148C ..... 473  
50A148D ..... 473  
50A150D ..... 473  
50A152C ..... 473  
50A152D ..... 473  
50A154E ..... 473  
50A156C ..... 473  
50A156D ..... 473  
50A156E ..... 473  
50A158E ..... 473  
50A160C ..... 473  
50A160D ..... 473  
50A160E ..... 473  
50A162F ..... 473  
50A164C ..... 473  
50A164D ..... 473  
50A164E ..... 473  
50A164F ..... 473  
50A204D ..... 473  
50A208D ..... 473  
50A208F ..... 473  
50A212D ..... 473  
50A216D ..... 473  
50A216E ..... 473  
50A216F ..... 473  
50A216G ..... 473  
50A224D ..... 473  
50A224F ..... 473  
50A232D ..... 473  
50A232F ..... 473  
50A232G ..... 473  
50A240G ..... 473  
50A248D ..... 473  
50A248G ..... 473  
50A256G ..... 473  
50A264D ..... 473  
50A264G ..... 473  
515A108A ..... 476  
515A112A ..... 476  
515A114A ..... 476  
515A116A ..... 476

Order No. Page(s)

515A118A ..... 476  
515A120A ..... 476  
515A122A ..... 476  
515A124A ..... 476  
515A126A ..... 476  
515A128A ..... 476  
515A130A ..... 476  
515A132B ..... 476  
515A136B ..... 476  
515A140B ..... 476  
515A140C ..... 476  
515A144C ..... 476  
515A148D ..... 476  
515A148E ..... 476  
515A152D ..... 476  
515A156E ..... 476  
515A160E ..... 476  
515A164F ..... 476  
515A164G ..... 476  
515A208F ..... 476  
515A208G ..... 476  
515A216H ..... 476  
515A232G ..... 476  
515A232H ..... 476  
515A248G ..... 476  
515A264G ..... 476  
51A108A ..... 475  
51A111A ..... 475  
51A112A ..... 475  
51A113A ..... 475  
51A114A ..... 475  
51A115A ..... 475  
51A116A ..... 475  
51A117A ..... 475  
51A118A ..... 475  
51A119A ..... 475  
51A120A ..... 475  
51A121A ..... 475  
51A122A ..... 475  
51A123A ..... 475  
51A124A ..... 475  
51A125A ..... 475  
51A126A ..... 475  
51A127A ..... 475  
51A128A ..... 475  
51A129A ..... 475  
51A130A ..... 475  
51A131A ..... 475  
51A132A ..... 475  
51A134B ..... 475  
51A136B ..... 475  
51A138B ..... 475  
51A140B ..... 475  
51A140C ..... 475  
51A142C ..... 475  
51A144B ..... 475  
51A144C ..... 475  
51A146D ..... 475  
51A148B ..... 475  
51A148C ..... 475  
51A148D ..... 475  
51A150D ..... 475  
51A152C ..... 475  
51A152D ..... 475  
51A154E ..... 475  
51A156B ..... 475  
51A156C ..... 475  
51A156D ..... 475

Order No. Page(s)

51A156E ..... 475  
51A158E ..... 475  
51A160C ..... 475  
51A160D ..... 475  
51A160E ..... 475  
51A164C ..... 475  
51A164D ..... 475  
51A164E ..... 475  
51A164F ..... 475  
51A204D ..... 475  
51A208D ..... 475  
51A208E ..... 475  
51A208F ..... 475  
51A216D ..... 475  
51A216E ..... 475  
51A216F ..... 475  
51A216G ..... 475  
51A224D ..... 475  
51A224F ..... 475  
51A232F ..... 475  
51A232G ..... 475  
51A232H ..... 475  
51A240G ..... 475  
51A248G ..... 475  
51A248H ..... 475  
51A256H ..... 475  
51A264D ..... 475  
51A264G ..... 475  
51A264H ..... 475  
525A116A ..... 476  
525A120A ..... 476  
525A124A ..... 476  
525A132B ..... 476  
525A140C ..... 476  
525A148D ..... 476  
525A148H ..... 476  
525A156E ..... 476  
525A156H ..... 476  
525A164F ..... 476  
525A164H ..... 476  
525A216G ..... 476  
525A216H ..... 476  
525A232G ..... 476  
525A232H ..... 476  
525A264J ..... 476  
535A116A ..... 476  
535A120A ..... 476  
535A124A ..... 476  
535A130A ..... 476  
535A132B ..... 476  
535A140C ..... 476  
535A148D ..... 476  
535A148H ..... 476  
535A156E ..... 476  
535A164F ..... 476  
535A164H ..... 476  
535A216H ..... 476  
535A264G ..... 476  
53A103 ..... 494  
53A105 ..... 494  
53A107 ..... 494  
53B002 ..... 492  
53B003 ..... 492  
53B004 ..... 492  
53B005 ..... 492, 501  
53B007 ..... 492, 501  
53B008 ..... 492, 501  
53B013 ..... 487, 492

Order No.	Page(s)
53B105	200
53B202	493
53B203	493
53B205	493
53B207	493
53B303	493
53C005	499
53C007	499
53C008	499
53C009	499
53C011	504
53C025	499
53C027	499
53C028	499
53C029	499
53C055	494
53C057	494
53C058	494
53C512	178
53C513	178
53C516	178
53C517	178
53C519	178
53C552	178
53C563	179
53C566	179
53C567	179, 200
53C568	179, 200
53C713	180
53D102	167
53D602	168
53D652	168
53D812	169
53D813	169
53D817	169
53D852	169
53D854	169
53D882	170
53D892	170
53D893	170
53D897	170
53E102	167
53F002	34
53F103	40
53F203	34
53F205	34
53F207	34
53F208	34
53F212	40
53F222	34
53F223	34
53F225	34
53F227	34
53F228	34
53F252	35
53F253	35
53F255	35
53F257	35
53F258	35
53F402	35
53F403	35
53F405	35
53F407	35
53F408	35
53F603	39
53F605	39
53F608	39
53F912	40
53G001	201

Order No.	Page(s)
53G002	201
53G015	188
53G017	188
53G018	188
53G019	188
53G023	188
53G033	188
53G035	188
53G037	188
53G038	188
53G039	188
53G055	202
53G058	202
53G067	186
53G068	186
53G069	186
53G073	189
53G075	189
53G077	189
53G078	189
53G079	189
53G083	189
53G084	189
53G085	189
53G087	189
53G088	189
53G093	202
53G094	202
53G095	202
53G097	202
53G098	202
53G123	182
53G125	182
53G127	182
53G128	182
53G129	182
53G163	181
53G165	181
53G167	181
53G168	181, 200
53G169	181
53G173	197
53G177	197
53G178	197
53G182	194
53G183	198
53G187	198
53G188	198
53G243	196
53G247	196
53G248	196
53G253	195
53G255	195
53G257	195
53G303	198
53G305	198
53G307	198
53G308	198
53G403	199
53G405	199
53G407	199
53G408	199
53G412	199
53G512	193
53G523	193
53G525	193
53G527	193
53G528	193
53G533	191

Order No.	Page(s)
53G534	191
53G535	191
53G537	191
53G538	191
53G553	192
53G555	192
53G557	192
53G558	192
53G559	192
53G615	189
53G616	189
53G653	191
53G655	191
53G657	191
53G658	191
53G705	187
53G707	187
53G708	187
53G709	187
53G757	187
53G758	187
53G759	187
53G927	201
53G928	201
53G937	201
53H102	171
53H152	171
53H254	171
53H255	171
53H257	171
53H258	171
53L051	211
53L100	209
53L108	36
53L113	208, 211
53L114	209
53L115	211
53L116	196, 211
53L120	172, 190, 192, 209
53L1207	195
53L121	40
53L126	39
53L158	209
53L160	201
53L162	201
53L207	172, 190, 196, 208, 211, 492, 494
53L208	171, 178, 192, 211
53L209	172, 190, 192, 196, 208, 211, 492, 494
53L210	208, 211, 492, 494
53L211	209
53L308	36
53L309	195, 209
53L311	178
53L313	192, 209
53L314	172, 190, 209
53L315	209
53L316	209
53L318	192
53L320	36
53L321	36
53L322	209
53L323	209
53L330	209
53L331	169, 209
53L332	209
53L335	209
53L337	209

Order No.	Page(s)
53L338	36
53L339	28
53L341	209
53L342	209
53L343	209
53L353	28
53L354	28
53M010	38, 179, 200
53M0125AFPLDVD	179
53M012AF0BB	200
53M012AF0DD	200
53M012AFPLDVD	200
53M012AFPLVLP	179, 200
53M015	179
53M022	179, 200
53M023	179, 200
53M025	179, 200
53M030	179, 200
53M037	38, 179, 200
53M038	38, 179, 200
53M039	179, 200
53M041	179, 200
53M052	179, 200
53M058	200
53M101	179, 200
53M132	200
53X002	172, 190
53X003	172, 190
53X005	172, 190
53X007	172, 190, 200
53X008	172, 190, 200
53X009	172, 190
540DX	351
54A001	24
54A003	24
54A005	24
54A006	24
54A007	24
54A008	24
54A023	24
54A025	24
54A027	24
54A028	24
54A031	31
54A036	31
54A041	31
54A050	32
54A061	24
54A063	24
54A065	24
54A066	24
54A067	24
54A068	24
54A073	25
54A076	25
54A077	25
54A078	25
54A083	25, 102
54A085	25
54A087	25
54A088	25
54A093	25
54A095	25
54A097	25
54A098	25
54A108A	474
54A110A	474
54A112A	474
54A114A	474

Order No. Page(s)

54A116A.....474  
54A118A.....474  
54A120A.....474  
54A122A.....474  
54A124A.....474  
54A126B.....474  
54A128B.....474  
54A130B.....474  
54A131.....31  
54A132B.....474  
54A136C.....474  
54A140C.....474  
54A144D.....474  
54A148D.....474  
54A152E.....474  
54A156E.....474  
54A160F.....474  
54A164F.....474  
54B002.....26  
54B009.....26  
54B020.....26  
54B026.....26  
54B028.....26  
54B033.....28  
54B038.....26  
54B043.....26  
54B046.....32  
54B048.....26  
54B050.....28  
54B051.....27  
54B063.....31  
54B073.....30  
54B074.....30  
54B076.....30  
54B077.....30  
54B079.....30  
54B080.....30  
54B081.....30  
54B082.....31  
54B083.....31  
54B086.....31  
54B087.....31  
54B088.....31  
54B089.....31  
54B090.....28  
54B092.....27  
54B133.....28  
54B143.....26  
54B149.....21, 23, 26  
54B150.....22, 26  
54B180.....26  
54B601.....21, 22, 23, 27  
54B602.....27  
54B603.....23, 27  
54B604.....22, 27  
54B605.....22, 27  
54B606.....21, 27  
54B607.....27  
54B608.....27  
54B609.....27  
54B610.....23  
54B611.....23  
54B614.....27  
54B615.....27  
54B618.....27  
54B619.....27  
54C001.....42  
54C003.....42  
54C011.....42

Order No. Page(s)

54C013.....42  
54C021.....42  
54C022.....42  
54C023.....42  
54C031.....42  
54C032.....42  
54C033.....42  
54C041.....42  
54C042.....42  
54C043.....42  
54C113.....42  
54C132.....42  
54C133.....42  
54C141.....42  
54C142.....42  
54C143.....42  
54C232.....42  
54C242.....42  
54C301.....42  
54C302.....42  
54C311.....42  
54C312.....42  
54C313.....42  
54C321.....42  
54D066.....23  
54D076.....22  
54D096.....22  
54D216.....21  
54D316.....21  
54M015.....200  
5500V.....572  
55A007.....183  
55A008.....183  
55A009.....183  
55A107.....184  
55A108.....184  
55A108A.....477  
55A109.....184  
55A110A.....477  
55A112A.....477  
55A114A.....477  
55A116A.....477  
55A118A.....477  
55A120A.....477  
55A122A.....477  
55A124A.....477  
55A126B.....477  
55A128B.....477  
55A130B.....477  
55A132B.....477  
55A140C.....477  
55A148D.....477  
55A156E.....477  
55A164F.....477  
55A207.....184  
55A208.....184  
55A209.....184  
55B004.....210  
55B005.....210  
55B007.....210  
55B011.....210  
55B012.....210  
55B035.....210  
55B036.....210  
55B038.....210  
55B041.....210  
55B042.....210  
55B043.....210  
55B063.....210

Order No. Page(s)

55B085.....192, 210  
55D600.....185  
55D600BCAD.....185  
55D600BCAP.....185  
55D600BCLD.....185  
55D600BCLP.....185  
55D600BCUD.....185  
55D600BCUP.....185  
55D615CBAD.....185  
55D615CBAP.....185  
55D615CBD.....185  
55D615CBP.....185  
560A030.....474  
560A035.....474  
560A040.....474  
560A045.....474  
560A050.....474  
560A055.....474  
560A060.....474  
560A065.....474  
560A070.....474  
560A080.....474  
560A090.....474  
560A100.....474  
560A105.....474  
560A110.....474  
560A120.....474  
560A125.....474  
560A130.....474  
560A135.....474  
560A140.....474  
560A145.....474  
560A150.....474  
560A160.....474  
560A180.....474  
560A200.....474  
560A220.....474  
560A230.....474  
560A240.....474  
560A250.....474  
560A320.....474  
565A030.....477  
565A035.....477  
565A040.....477  
565A045.....477  
565A050.....477  
565A055.....477  
565A060.....477  
565A070.....477  
565A080.....477  
565A085.....477  
565A090.....477  
565A100.....477  
565A105.....477  
565A110.....477  
565A120.....477  
565A125.....477  
565A130.....477  
565A140.....477  
565A150.....477  
565A160.....477  
565A180.....477  
565A200.....477  
565A210.....477  
565A220.....477  
565A230.....477  
565A240.....477  
565A250.....477  
565A320.....477

Order No. Page(s)

565A360.....477  
565A400.....477  
565A450.....477  
57B000.....38  
57D018.....38  
57D028.....38  
57D038.....38  
57D048.....38  
57D058.....200  
57M001.....28, 172, 190, 209  
580A027.....271  
580A028.....271  
580A029.....271  
580A030.....271  
580A031.....271  
580A032.....271  
580A033.....271  
580A034.....271  
580A035.....271  
580A036.....271  
580A037.....271  
580A038.....271  
580A039.....271  
580A040.....271  
580A041.....271  
580A042.....271  
580A043.....271  
580A044.....271  
580A045.....271  
580A046.....271  
580A047.....271  
580A048.....271  
580A049.....271  
580A050.....271  
580A051.....271  
580A052.....271  
580A053.....271  
580A054.....271  
580A055.....271  
580A056.....271  
580A057.....271  
580A058.....271  
580A059.....271  
580A060.....271  
58A157.....496  
58A158.....496  
58A159.....496  
58A255.....497  
58A257.....497  
58A258.....497  
58A259.....497  
58A295.....497  
58A297.....497  
58A298.....497  
58A299.....497  
58A407.....500  
58A408.....500  
58A507.....498  
58A508.....498  
58A509.....498  
58A707.....500  
58A708.....500  
58B305.....502  
58B307.....502  
58B308.....502  
58B377.....502  
58B378.....502  
58B379.....502  
58B507.....503





Order No. Page(s)

700A507.....329  
 700A508.....329  
 700A509.....329  
 700A510.....329  
 700A511.....329  
 700A512.....329  
 700A513.....329  
 700A514.....329  
 700A515.....329  
 700A516.....329  
 700A517.....329  
 700A518.....329  
 700A519.....329  
 700A520.....329  
 700A521.....329  
 700A522.....329  
 700A523.....329  
 700A524.....329  
 700A525.....329  
 700A526.....329  
 70A041DC.....411  
 70A041SC.....411  
 70A042DC.....411  
 70A042SC.....411  
 70A043DC.....411  
 70A043SC.....411  
 70A051DC.....411  
 70A051SC.....411  
 70A052DC.....411  
 70A052SC.....411  
 70A053DC.....411  
 70A053SC.....411  
 70A061DC.....411  
 70A061SC.....411  
 70A063DC.....411  
 70A063SC.....411  
 70A081DC.....411  
 70A081SC.....411  
 70B043DC.....411  
 70B043SC.....411  
 70B051DC.....411  
 70B051SC.....411  
 70BEC0DC.....411  
 70BEC0SC.....411  
 70C041DC.....412  
 70C041SC.....412  
 70C042DC.....412  
 70C042SC.....412  
 70C051DC.....412  
 70C051SC.....412  
 70C052DC.....412  
 70C052SC.....412  
 70C053DC.....412  
 70C053SC.....412  
 70C061DC.....412  
 70C061SC.....412  
 70C081DC.....412  
 70C081SC.....412  
 70D041DC.....412  
 70D041SC.....412  
 70D042DC.....412  
 70D042SC.....412  
 70D051DC.....412  
 70D051SC.....412  
 70D053DC.....412  
 70D053SC.....412  
 70D061DC.....412  
 70D061SC.....412  
 70D081DC.....412

Order No. Page(s)

70D081SC.....412  
 70E041DC.....413  
 70E041SC.....413  
 70E051DC.....413  
 70E051SC.....413  
 70E053DC.....413  
 70E053SC.....413  
 70E061DC.....413  
 70E061SC.....413  
 70E081DC.....413  
 70E081SC.....413  
 70F041DC.....413  
 70F041SC.....413  
 70F042DC.....413  
 70F042SC.....413  
 70F051DC.....413  
 70F051SC.....413  
 70F053DC.....413  
 70F053SC.....413  
 70F061DC.....413  
 70F061SC.....413  
 70F081DC.....413  
 70F081SC.....413  
 70G041DC.....413  
 70G041SC.....413  
 70G042DC.....413  
 70G042SC.....413  
 70G043DC.....413  
 70G043SC.....413  
 70G044DC.....413  
 70G044SC.....413  
 70G051DC.....413  
 70G051SC.....413  
 70G053DC.....413  
 70G053SC.....413  
 70G061DC.....413  
 70G061SC.....413  
 70G081DC.....413  
 70G081SC.....413  
 70H041DC.....414  
 70H041SC.....414  
 70H053DC.....414  
 70H053SC.....414  
 70J042DC.....414  
 70J042SC.....414  
 70K042DC.....414  
 70K042SC.....414  
 70L041DC.....415  
 70L041SC.....415  
 70L042DC.....415  
 70L042SC.....415  
 70L053DC.....415  
 70L053SC.....415  
 70L081DC.....415  
 70L081SC.....415  
 70M041DC.....415  
 70M041SC.....415  
 70M042DC.....415  
 70M042SC.....415  
 70M043DC.....415  
 70M043SC.....415  
 70M051DC.....415  
 70M051SC.....415  
 70M053DC.....415  
 70M053SC.....415  
 70M061DC.....415  
 70M061SC.....415  
 70N041DC.....415  
 70N041SC.....415

Order No. Page(s)

70N042DC.....415  
 70N042SC.....415  
 70N051DC.....415  
 70N051SC.....415  
 70N053DC.....415  
 70N053SC.....415  
 70N061DC.....415  
 70N061SC.....415  
 70N081DC.....415  
 70N081SC.....415  
 70S001DC.....420  
 70S001SC.....420  
 70S002DC.....420  
 70S002SC.....420  
 70S003DC.....420  
 70S003SC.....420  
 70S004DC.....420  
 70S004SC.....420  
 70S005DC.....420  
 70S005SC.....420  
 70S006DC.....420  
 70S006SC.....420  
 70S007DC.....420  
 70S007SC.....420  
 70S010NF.....420  
 70S011DC.....420  
 70S033DC.....420  
 70S033SC.....420  
 70S066DC.....420  
 70S066SC.....420  
 70S099DC.....420  
 70S099SC.....420  
 7100.....592  
 7100-02.....592  
 7101.....592  
 7102.....590  
 7102-GEL.....590  
 7102-Q.....590  
 7103.....590  
 7103-01.....591  
 7103-02.....590  
 7103-04.....591  
 7103-GEL.....590  
 7103-Q.....590  
 7104.....596  
 7105.....591  
 710A001.....332  
 710A002.....332  
 710A003.....332  
 710A004.....332  
 710A005.....332  
 710A006.....332  
 710A007.....332  
 710A008.....332  
 710A009.....332  
 710A010.....332  
 710A011.....332  
 710A012.....332  
 710A013.....332  
 710A014.....332  
 710A015.....332  
 710A016.....332  
 710A017.....332  
 710A018.....332  
 710A019.....332  
 710A020.....332  
 710A021.....332  
 710A022.....332  
 710A023.....332

Order No. Page(s)

710A024.....332  
 710A025.....332  
 710A026.....332  
 710A027.....332  
 710A028.....332  
 710A029.....332  
 710A030.....332  
 710A031.....332  
 710A032.....332  
 710A033.....332  
 710A034.....332  
 710A035.....332  
 710A036.....332  
 710A037.....332  
 710A038.....332  
 710A039.....332  
 710A040.....332  
 710A041.....332  
 710A042.....332  
 710A043.....332  
 710A044.....332  
 710A045.....332  
 710A046.....332  
 710A047.....332  
 710A048.....332  
 710A049.....332  
 710A050.....332  
 710A051.....332  
 710A052.....332  
 710A053.....332  
 710A054.....332  
 710A055.....332  
 710A056.....332  
 710A057.....332  
 710A058.....332  
 710A059.....332  
 710A060.....332  
 710A5.....332  
 710A501.....331  
 710A502.....331  
 710A503.....331  
 710A504.....331  
 710A505.....331  
 710A506.....331  
 710A507.....331  
 710A508.....331  
 710A509.....331  
 710A510.....331  
 710A511.....331  
 710A512.....331  
 710A513.....331  
 710A514.....331  
 710A515.....331  
 710A516.....331  
 710A517.....331  
 710A518.....331  
 710A519.....331  
 710A520.....331  
 710A521.....331  
 710A522.....331  
 710A523.....331  
 710A524.....331  
 710A525.....331  
 710A526.....331  
 7111-01.....596  
 7111-02.....596  
 7115-01.....594  
 7115-02.....594  
 7115-03.....594

Order No. Page(s)

7115-04	594
7130-01	595
7130-02	595
7130-03	595
7130-04	595
714A132B	482
714A132L	482
714A132M	482
714A140C	482
714A140L	482
714A140M	482
714A144C	482
714A148C	482
714A148D	482
714A148M	482
714A152D	482
714A156D	482
714A156E	482
714A156L	482
714A156M	482
714A164D	482
714A164F	482
714A164L	482
714A164M	482
714A164N	482
714A208D	482
714A208F	482
714A208L	482
714A216D	482
714A216G	482
714A216M	482
714A216N	482
714A224D	482
714A232D	482
714A232G	482
714A232L	482
714A232N	482
7160-01	594
7160-02	594
7160-03	594
7160-04	594
7170	595
7176-01	595
7176-02	595
7176-03	595
7176-04	595
7178-01	595
7178-02	595
7178-03	595
7178-04	595
7190-01	594
7190-02	594
7190-03	594
7190-04	594
7190-05	594
720A001	334
720A002	334
720A003	334
720A004	334
720A005	334
720A006	334
720A007	334
720A008	334
720A009	334
720A010	334
720A011	334
720A012	334
720A013	334
720A014	334

Order No. Page(s)

720A015	334
720A016	334
720A017	334
720A018	334
720A019	334
720A020	334
720A021	334
720A022	334
720A023	334
720A024	334
720A025	334
720A026	334
720A027	334
720A028	334
720A029	334
720A030	334
720A031	334
720A032	334
720A033	334
720A034	334
720A035	334
720A036	334
720A037	334
720A038	334
720A039	334
720A040	334
720A041	334
720A042	334
720A043	334
720A044	334
720A045	334
720A046	334
720A047	334
720A048	334
720A049	334
720A050	334
720A051	334
720A052	334
720A053	334
720A054	334
720A055	334
720A056	334
720A057	334
720A058	334
720A059	334
720A060	334
720A103	333
720A104	333
720A105	333
720A106	333
720A107	333
720A108	333
720A109	333
720A110	333
720A111	333
720A112	333
720A113	333
720A114	333
720A115	333
720A116	333
720A117	333
720A118	333
720A119	333
720A120	333
720A121	333
720A122	333
720A123	333
720A124	333
720A125	333

Order No. Page(s)

720A126	333
720A127	333
720A128	333
720A129	333
720A130	333
720A131	333
720A132	333
720A501	333
720A502	333
720A503	333
720A504	333
720A505	333
720A506	333
720A507	333
720A508	333
720A509	333
720A510	333
720A511	333
720A512	333
720A513	333
720A514	333
720A515	333
720A516	333
720A517	333
720A518	333
720A519	333
720A520	333
720A521	333
720A522	333
720A523	333
720A524	333
720A525	333
720A526	333
720DX	351
7211	596
7211-03	596
7212-01	596
7212-02	596
7212-03	596
7212-04	596
725A108C	471
725A112C	471
725A116C	471
725A120C	471
725A124C	471
725A128C	471
725A132C	471
725A140C	471
725A148C	471
725A164C	471
72A102C	471
72A103C	471
72A104C	471
72A105C	471
72A106C	471
72A107C	471
72A108C	471
72A109C	471
72A110C	471
72A111C	471
72A112C	471
72A114C	471
72A116C	471
72A118C	471
72A120C	471
72A122C	471
72A124C	471
72A126C	471
72A128C	471

Order No. Page(s)

72A130C	471
72A132C	471
72A136C	471
72A140C	471
72A144C	471
72A148C	471
72A156C	471
72A164C	471
730A003	335
730A006	335
730A008	335
730A010	335
730A012	335
730A014	335
730A016	335
730A108	335
730A109	335
730A110	335
730A111	335
730A112	335
730A113	335
730A114	335
730A115	335
730A116	335
730A117	335
730A118	335
730A119	335
730A120	335
730A121	335
730A122	335
730A123	335
730A124	335
730A125	335
730A126	335
730A127	335
730A128	335
730A129	335
730A130	335
730A132	335
730A134	335
730A136	335
730A140	335
730A148	335
7311	596
735A108C	471
735A112C	471
735A116C	471
735A120C	471
735A124C	471
735A128C	471
735A132C	471
735A140C	471
735A148C	471
735A164C	471
73A102C	471
73A103C	471
73A104C	471
73A105C	471
73A106C	471
73A107C	471
73A108C	471
73A109C	471
73A110C	471
73A111C	471
73A112C	471
73A114C	471
73A116C	471
73A118C	471

Order No. Page(s)

73A120C	471
73A122C	471
73A124C	471
73A126C	471
73A128C	471
73A130C	471
73A132C	471
73A136C	471
73A140C	471
73A144C	471
73A148C	471
73A156C	471
73A164C	471
74A102C	471
74A103C	471
74A104C	471
74A105C	471
74A106C	471
74A107C	471
74A108C	471
74A109C	471
74A110C	471
74A112C	471
74A114C	471
74A116C	471
74A120C	471
74A124C	471
74A128C	471
74A132C	471
7500VX	572
750A102	336
750A103	336
750A104	336
750A105	336
750A106	336
750A107	336
750A108	336
750A109	336
750A110	336
750A111	336
750A112	336
750A114	336
750A116	336
750A118	336
750A120	336
750A122	336
750A124	336
750A126	336
750A128	336
750A130	336
750A132	336
75A102C	471
75A103C	471
75A104C	471
75A105C	471
75A106C	471
75A107C	471
75A108C	471
75A109C	471
75A110C	471
75A112C	471
75A114C	471
75A116C	471
75A120C	471
75A124C	471
75A128C	471
75A132C	471
765A108C	472
765A112C	472

Order No. Page(s)

765A116C	472
765A120C	472
765A124C	472
765A128C	472
765A132C	472
765A140C	472
765A148C	472
765A164C	472
76A102C	472
76A103C	472
76A104C	472
76A105C	472
76A106C	472
76A107C	472
76A108C	472
76A109C	472
76A110C	472
76A111C	472
76A112C	472
76A114C	472
76A116C	472
76A118C	472
76A120C	472
76A122C	472
76A124C	472
76A126C	472
76A128C	472
76A130C	472
76A132C	472
76A136C	472
76A140C	472
76A144C	472
76A148C	472
76A156C	472
76A164C	472
775A108C	472
775A112C	472
775A116C	472
775A120C	472
775A124C	472
775A128C	472
775A132C	472
775A140C	472
775A148C	472
775A164C	472
77A102C	472
77A103C	472
77A104C	472
77A105C	472
77A106C	472
77A107C	472
77A108C	472
77A109C	472
77A110C	472
77A111C	472
77A112C	472
77A114C	472
77A116C	472
77A118C	472
77A120C	472
77A122C	472
77A124C	472
77A126C	472
77A128C	472
77A130C	472
77A132C	472
77A136C	472
77A140C	472
77A144C	472

Order No. Page(s)

77A148C	472
77A156C	472
77A164C	472
7A108ADC	411
7A108ASC	411
7A108BDC	411
7A108BSC	411
7A112ADC	411
7A112ASC	411
7A116ADC	411
7A116ASC	411
7A116BDC	411
7A116BSC	411
7A120ADC	411
7A120ASC	411
7A120BDC	411
7A120BSC	411
7A124ADC	411
7A124ASC	411
7A124BDC	411
7A124BSC	411
7A124CDC	411
7A124CSC	411
7A128BDC	411
7A128BSC	411
7A132BDC	411
7A132BSC	411
7A140BDC	411
7A140BSC	411
7A148ADC	411
7A148ASC	411
7A148BDC	411
7A148BSC	411
7A164BDC	411
7A164BSC	411
7A43L2DC	411
7A43L2SC	411
7A43L3DC	411
7A43L3SC	411
7AAL116	418
7AAL124	418
7AAL132	418
7AAL140	418
7AAL148	418
7AX116DC	411
7AX116SC	411
7AX124DC	411
7AX124SC	411
7AX132DC	411
7AX132SC	411
7B108ADC	411
7B108ASC	411
7B108BDC	411
7B108BSC	411
7B112ADC	411
7B112ASC	411
7B116ADC	411
7B116ASC	411
7B116BDC	411
7B116BSC	411
7B120ADC	411
7B120ASC	411
7B120BDC	411
7B120BSC	411
7B124ADC	411
7B124ASC	411
7B124BDC	411
7B124BSC	411
7B124CDC	411

Order No. Page(s)

7B124CSC	411
7B128BDC	411
7B128BSC	411
7B132BDC	411
7B132BSC	411
7B140BDC	411
7B140BSC	411
7B148ADC	411
7B148ASC	411
7B148BDC	411
7B148BSC	411
7B164BDC	411
7B164BSC	411
7C108ADC	412
7C108ASC	412
7C108BDC	412
7C108BSC	412
7C112ADC	412
7C112ASC	412
7C116ADC	412
7C116ASC	412
7C116BDC	412
7C116BSC	412
7C120ADC	412
7C120ASC	412
7C120BDC	412
7C120BSC	412
7C124ADC	412
7C124ASC	412
7C124BDC	412
7C124BSC	412
7C124CDC	412
7C124CSC	412
7C128BDC	412
7C132BDC	412
7C132BSC	412
7C140BDC	412
7C140BSC	412
7C148BDC	412
7C148BSC	412
7C164BDC	412
7C164BSC	412
7C42L2DC	412
7C42L2SC	412
7C42L3DC	412
7C42L3SC	412
7CAL116	418
7CAL124	418
7CAL132	418
7CAL140	418
7CAL148	418
7CX116DC	412
7CX116SC	412
7CX124DC	412
7CX124SC	412
7CX132DC	412
7CX132SC	412
7D108ADC	412
7D108ASC	412
7D112ADC	412
7D112ASC	412
7D116ADC	412
7D116ASC	412
7D120ADC	412
7D120ASC	412
7D124ADC	412
7D124ASC	412
7D128ADC	412



Order No. Page(s)

7D128ASC.....412  
7D132ADC.....412  
7D132ASC.....412  
7D140ADC.....412  
7D140ASC.....412  
7D148ADC.....412  
7D148ASC.....412  
7D164ADC.....412  
7D164ASC.....412  
7D42L2DC.....412  
7D42L2SC.....412  
7D42L3DC.....412  
7D42L3SC.....412  
7DAL116.....418  
7DAL124.....418  
7DAL132.....418  
7DAL140.....418  
7DAL148.....418  
7DX116DC.....412  
7DX116SC.....412  
7DX124DC.....412  
7DX124SC.....412  
7DX132DC.....412  
7DX132SC.....412  
7E112ADC.....413  
7E112ASC.....413  
7E116ADC.....413  
7E116ASC.....413  
7E120ADC.....413  
7E120ASC.....413  
7E124ADC.....413  
7E124ASC.....413  
7E132ADC.....413  
7E132ASC.....413  
7E140ADC.....413  
7E140ASC.....413  
7E148ADC.....413  
7E148ASC.....413  
7E41L2DC.....413  
7E41L2SC.....413  
7E41L3DC.....413  
7E41L3SC.....413  
7EAL116.....418  
7EAL124.....418  
7EAL132.....418  
7EAL140.....418  
7EAL148.....418  
7EX116DC.....413  
7EX116SC.....413  
7EX124DC.....413  
7EX124SC.....413  
7EX132DC.....413  
7EX132SC.....413  
7F108ADC.....413  
7F108ASC.....413  
7F108BDC.....413  
7F108BSC.....413  
7F116ADC.....413  
7F116ASC.....413  
7F116BDC.....413  
7F116BSC.....413  
7F124ADC.....413  
7F124ASC.....413  
7F128ADC.....413  
7F128ASC.....413  
7F132ADC.....413  
7F132ASC.....413  
7F132BDC.....413  
7F132BSC.....413

Order No. Page(s)

7F140ADC.....413  
7F140ASC.....413  
7F148ADC.....413  
7F148ASC.....413  
7F148BDC.....413  
7F148BSC.....413  
7F148CDC.....413  
7F148CSC.....413  
7F42L2DC.....413  
7F42L2SC.....413  
7F42L3DC.....413  
7F42L3SC.....413  
7FAL116.....418  
7FAL124.....418  
7FAL132.....418  
7FAL140.....418  
7FAL148.....418  
7FX116DC.....413  
7FX116SC.....413  
7FX124DC.....413  
7FX124SC.....413  
7FX132DC.....413  
7FX132SC.....413  
7G116ADC.....413  
7G116ASC.....413  
7G116BDC.....413  
7G116BSC.....413  
7G120ADC.....413  
7G120ASC.....413  
7G124ADC.....413  
7G124ASC.....413  
7G132ADC.....413  
7G132ASC.....413  
7G132BDC.....413  
7G132BSC.....413  
7G140ADC.....413  
7G140ASC.....413  
7G148ADC.....413  
7G148ASC.....413  
7G148BDC.....413  
7G148BSC.....413  
7G44L2DC.....413  
7G44L2SC.....413  
7G44L3DC.....413  
7G44L3SC.....413  
7GX116DC.....413  
7GX116SC.....413  
7GX124DC.....413  
7GX124SC.....413  
7GX132DC.....413  
7GX132SC.....413  
7H116ADC.....414  
7H116ASC.....414  
7H120ADC.....414  
7H120ASC.....414  
7H132ADC.....414  
7H132ASC.....414  
7H140ADC.....414  
7H140ASC.....414  
7H148ADC.....414  
7H148ASC.....414  
7H41L2DC.....414  
7H41L2SC.....414  
7H41L3DC.....414  
7H41L3SC.....414  
7HX120DC.....414  
7HX120SC.....414  
7HX132DC.....414  
7HX132SC.....414

Order No. Page(s)

7J116ADC.....414  
7J116ASC.....414  
7J120ADC.....414  
7J120ASC.....414  
7J124ADC.....414  
7J124ASC.....414  
7J132ADC.....414  
7J132ASC.....414  
7J140ADC.....414  
7J140ASC.....414  
7J148ADC.....414  
7J148ASC.....414  
7J164ADC.....414  
7J164ASC.....414  
7K116ADC.....414  
7K116ASC.....414  
7K120ADC.....414  
7K120ASC.....414  
7K124ADC.....414  
7K124ASC.....414  
7K132ADC.....414  
7K132ASC.....414  
7K140ADC.....414  
7K140ASC.....414  
7K148ADC.....414  
7K148ASC.....414  
7K164ADC.....414  
7K164ASC.....414  
7L116ADC.....415  
7L116ASC.....415  
7L120ADC.....415  
7L120ASC.....415  
7L124ADC.....415  
7L124ASC.....415  
7L124AASC.....415  
7L132ADC.....415  
7L132ASC.....415  
7L140ADC.....415  
7L140ASC.....415  
7L140BDC.....415  
7L140BSC.....415  
7L148ADC.....415  
7L148ASC.....415  
7L42L2DC.....415  
7L42L2SC.....415  
7L42L3DC.....415  
7L42L3SC.....415  
7LAL116.....418  
7LAL124.....418  
7LAL132.....418  
7LAL140.....418  
7LAL140A.....418  
7LX116DC.....415  
7LX116SC.....415  
7LX124DC.....415  
7LX124SC.....415  
7LX132DC.....415  
7LX132SC.....415  
7M116ADC.....415  
7M116ASC.....415  
7M116BDC.....415  
7M116BSC.....415  
7M116CDC.....415  
7M116CSC.....415  
7M116DDC.....415  
7M116DSC.....415  
7M124ADC.....415  
7M124ASC.....415  
7M124BDC.....415  
7M124BSC.....415

Order No. Page(s)

7M132ADC.....415  
7M132ASC.....415  
7M140ADC.....415  
7M140ASC.....415  
7M42L2DC.....415  
7M42L2SC.....415  
7M42L3DC.....415  
7M42L3SC.....415  
7N116ADC.....415  
7N116ASC.....415  
7N116EDC.....415  
7N116ESC.....415  
7N124ADC.....415  
7N124ASC.....415  
7N124EDC.....415  
7N124ESC.....415  
7N132ADC.....415  
7N132ASC.....415  
7N132EDC.....415  
7N132ESC.....415  
7N140ADC.....415  
7N140ASC.....415  
7N148ADC.....415  
7N148ASC.....415  
7N148EDC.....415  
7N148ESC.....415  
800A0035.....257  
800A0040.....257  
800A0045.....257  
800A0050.....257  
800A0055.....257  
800A0060.....257  
800A0065.....257  
800A0070.....257  
800A0075.....257  
800A0080.....257  
800A0085.....257  
800A0090.....257  
800A0095.....257  
800A0100.....257  
800A0105.....257  
800A0110.....257  
800A0115.....257  
800A0120.....257  
800A0125.....257  
800A0130.....257  
800A0135.....257  
800A0140.....257  
800A0145.....257  
800A0150.....257  
800A0155.....257  
800A0160.....257  
800A0165.....257  
800A0170.....257  
800A0175.....257  
800A0180.....257  
800A0185.....257  
800A0190.....257  
800A0200.....257  
800A0205.....258  
800A0210.....258  
800A0215.....258  
800A0220.....258  
800A0225.....258  
800A0230.....258  
800A0235.....258  
800A0240.....258  
800A0245.....258  
800A0250.....258

Order No.	Page(s)	Order No.	Page(s)	Order No.	Page(s)	Order No.	Page(s)
800A0260.....	258	800A0840.....	258	895SET.....	344	912CT32D.....	429, 433
800A0270.....	258	800A0850.....	258	9000E001.....	349	912N32D.....	429, 433
800A0275.....	258	800A0860.....	258	9000E002.....	349	912SE32D.....	429, 433
800A0280.....	258	800A0870.....	258	9000E003.....	349	91CT001.....	433
800A0290.....	258	800A0875.....	258	9000E004.....	349	91CT002.....	433
800A0300.....	258	800A0880.....	258	9000E005.....	349	91CT136.....	433
800A0310.....	258	800A0890.....	258	9000E006.....	349	91CT140.....	433
800A0320.....	258	800A0900.....	258	9000E007.....	349	91CT144.....	433
800A0325.....	258	800A0910.....	258	9000E008.....	349	91CT148.....	433
800A0330.....	258	800A0920.....	258	9000E009.....	349	91CT152.....	433
800A0340.....	258	800A0925.....	258	9000EDS.....	349	91CT156.....	433
800A0350.....	258	800A0930.....	258	9000ESET.....	349	91CT160.....	433
800A0360.....	258	800A0940.....	258	900A116.....	316	91CT164.....	433
800A0370.....	258	800A0950.....	258	900A118.....	316	91CT204.....	433
800A0375.....	258	800A0960.....	258	900A120.....	316	91CT208.....	433
800A0380.....	258	800A0970.....	258	900A122.....	316	91CT212.....	433
800A0390.....	258	800A0975.....	258	900A123.....	316	91CT216.....	433
800A0400.....	258	800A0980.....	258	900A124.....	316	91CT220.....	433
800A0410.....	258	800A0990.....	258	900A125.....	316	91CT224.....	433
800A0420.....	258	800A1000.....	258	900A126.....	316	91N128.....	432
800A0425.....	258	800A1050.....	258	900A127.....	316	91N132.....	432
800A0430.....	258	800A1100.....	258	900A128.....	316	91N136.....	432
800A0440.....	258	800A1150.....	258	900A129.....	316	91N140.....	432
800A0450.....	258	800A1200.....	258	900A130.....	316	91N144.....	432
800A0460.....	258	800A1250.....	258	900A131.....	316	91N148.....	432
800A0470.....	258	800A13.....	258, 285	900A132.....	316	91N152.....	432
800A0480.....	258	800A1300.....	258	900A133.....	316	91N156.....	432
800A0490.....	258	800A19.....	258, 285	900A134.....	316	91N160.....	432
800A0500.....	258	800A2018.....	394	900A135.....	316	91N164.....	432
800A0510.....	258	800A25.....	258, 285	900A136.....	316	91N204.....	432
800A0520.....	258	800DX.....	351	900A137.....	316	91N208.....	432
800A0525.....	258	8300.....	597	900A138.....	316	91N212.....	432
800A0530.....	258	8300-01.....	597	900A139.....	316	91N216.....	432
800A0540.....	258	8300-01L.....	597	900A140.....	316	91N220.....	432
800A0550.....	258	8300-90.....	597	900A141.....	316	91N224.....	432
800A0560.....	258	8300-95.....	597	900A142.....	316	91N228.....	432
800A0570.....	258	8310-95.....	597	900A143.....	316	91N232.....	432
800A0575.....	258	8400-100.....	597	900A144.....	316	91N236.....	432
800A0580.....	258	8400-25.....	597	900A145.....	316	91N240.....	432
800A0590.....	258	8401-03.....	598	900A146.....	316	91N244.....	432
800A0600.....	258	8401-04.....	598	900A147.....	316	91N248.....	432
800A0610.....	258	8401-05.....	598	900A148.....	316	91N252.....	432
800A0620.....	258	8405.....	598	900A149.....	316	91N256.....	432
800A0625.....	258	8405-01.....	598	900A150.....	316	91N260.....	432
800A0630.....	258	8405-51.....	598	900A151.....	316	91N264.....	432
800A0640.....	258	8405-53.....	598	900A152.....	316	91N304.....	432
800A0650.....	258	8405-53V.....	598	900A153.....	316	91N308.....	432
800A0660.....	258	8405-54.....	598	900A154.....	316	91N312.....	432
800A0670.....	258	8405-55.....	598	900A155.....	316	91N316.....	432
800A0675.....	258	8405-59.....	598	900A156.....	316	91N320.....	432
800A0680.....	258	8407.....	599	900A157.....	316	91N324.....	432
800A0690.....	258	8411-01.....	599	900A158.....	316	91N328.....	432
800A0700.....	258	8413-03.....	597	900A159.....	316	91N332.....	432
800A0710.....	258	8413-03HV.....	598	900A160.....	316	91N7S.....	432, 433
800A0720.....	258	8413-04.....	597	900A161.....	316	91SE001.....	428, 432
800A0725.....	258	8413-04HV.....	598	900A162.....	316	91SE002.....	428, 432
800A0730.....	258	8413-05.....	597	900A163.....	316	91SE003.....	428, 432
800A0740.....	258	8413-05HV.....	598	900A164.....	316	91SE128.....	428
800A0750.....	258	8413-11.....	597	9100-100.....	511, 545	91SE128K.....	428
800A0760.....	258	8414-11.....	597	9100-100EF.....	524	91SE132.....	428
800A0770.....	258	890A001.....	344	9100-25.....	511, 545	91SE132K.....	428
800A0775.....	258	890A002.....	344	9100-50.....	511, 545	91SE136.....	428
800A0780.....	258	890A003.....	344	9100-50EF.....	524	91SE136K.....	428
800A0790.....	258	890A004.....	344	9101-100.....	538	91SE140.....	428
800A0800.....	258	890A005.....	344	9101-100B.....	511, 545	91SE140K.....	428
800A0810.....	258	895A001.....	344	9101-25.....	538	91SE144.....	428
800A0820.....	258	895A002.....	344	9101-25B.....	511, 545	91SE144K.....	428
800A0825.....	258	895A003.....	344	9101-50.....	538	91SE148.....	428
800A0830.....	258	895A004.....	344	9101-50B.....	511, 545	91SE148K.....	428

Order No.	Page(s)
91SE152	428
91SE152K	428
91SE156	428
91SE156K	428
91SE160	428
91SE160K	428
91SE164	428
91SE164K	428
91SE204	428
91SE204K	428
91SE208	428
91SE208K	428
91SE212	428
91SE212K	428
91SE216	428
91SE216K	428
91SE220	428
91SE220K	428
91SE224	428
91SE224K	428
91SE228	428
91SE228K	428
91SE232	428
91SE232K	428
91SE236	428
91SE240	428
91SE244	428
91SE248	428
91SE252	428
91SE256	428
91SE260	428
91SE264	428
91SE304	428
91SE308	428
91SE312	428
91SE316	428
91SE320	428
91SE324	428
91SE328	428
91SE332	428
91SE336	428
91SE340	428
91SE344	428
91SE348	428
91SE352	428
91SE356	428
91SE360	428
91SE364	428
91SE404	428
91SE408	428
91SE412	428
91SE416	428
91SE420	428
91SE424	428
91SE428	428
91SE432	428
91SE436	428
91SE440	428
91SE444	428
91SE448	428
91SE452	428
91SE456	428
91SE460	428
91SE464	428
91SE7S	428, 433
9200-01	521
9200-01A	527
9200-01AE	527
9200-01CA	531

Order No.	Page(s)
9200-02	521
9200-02A	527
9200-02AE	527
9200-02CA	531
9200-03	521
9205-01	521
9205-02	521
9205-03	521
9210-01	521
9210-02	521
9210-03	521
9215-01	521
9215-02	521
9215-03	521
9220-01	521
9220-02	521
9221-01A	527
9221-01AE	527
9221-01CA	531
9221-02A	527
9221-02CA	531
9222-01A	527
9222-01AE	527
9222-01CA	531
9222-02A	527
9222-02AE	527
9222-02CA	531
9230-01	521
9230-02	521
9245-01	521, 548
9245-02	521, 548
9247-01	522, 548
9247-02	522, 548
9248-01	522, 549
9248-02	522, 549
9249-01	523, 549
9249-02	523, 549
9250-01	522, 548
9250-02	522, 548
9251-01	523, 549
9251-02	523, 549
9285-01	552
92CT001	433
92CT002	433
92CT136	433
92CT140	433
92CT144	433
92CT148	433
92CT152	433
92CT156	433
92CT160	433
92CT164	433
92CT204	433
92CT208	433
92CT212	433
92CT216	433
92CT220	433
92CT224	433
92CT228	433
92CT232	433
92CT236	433
92CT240	433
92CT244	433
92CT248	433
92CT252	433
92CT256	433
92CT260	433
92CT264	433
92CT308	433

Order No.	Page(s)
92CT316	433
92CT324	433
92N128	432
92N132	432
92N136	432
92N140	432
92N144	432
92N148	432
92N152	432
92N156	432
92N164	432
92N204	432
92N208	432
92N212	432
92N216	432
92N220	432
92N224	432
92N228	432
92N232	432
92N236	432
92N240	432
92N244	432
92N248	432
92N252	432
92N256	432
92N260	432
92N264	432
92N304	432
92N308	432
92N312	432
92N316	432
92N7S	432
92SE001	428, 432
92SE002	428, 432
92SE003	428, 432
92SE128	428
92SE128K	428
92SE132	428
92SE132K	428
92SE136	428
92SE136K	428
92SE140	428
92SE140K	428
92SE144	428
92SE144K	428
92SE148	428
92SE148K	428
92SE152	428
92SE152K	428
92SE156	428
92SE156K	428
92SE160	428
92SE160K	428
92SE164	428
92SE164K	428
92SE204	428
92SE204K	428
92SE208	428
92SE208K	428
92SE212	428
92SE212K	428
92SE216	428
92SE216K	428
92SE220	428
92SE220K	428
92SE224	428
92SE224K	428
92SE228	428

Order No.	Page(s)
92SE228K	428
92SE232	428
92SE232K	428
92SE236	428
92SE240	428
92SE244	428
92SE248	428
92SE252	428
92SE256	428
92SE260	428
92SE264	428
92SE304	428
92SE308	428
92SE312	428
92SE316	428
92SE320	428
92SE324	428
92SE328	428
92SE332	428
92SE336	428
92SE340	428
92SE344	428
92SE348	428
92SE352	428
92SE356	428
92SE360	428
92SE364	428
92SE404	428
92SE408	428
92SE412	428
92SE416	428
92SE420	428
92SE424	428
92SE432	428
92SE436	428
92SE440	428
92SE444	428
92SE448	428
92SE452	428
92SE456	428
92SE464	428
9350-03	535
9350-04	535
93N148	432
93N152	432
93N156	432
93N160	432
93N164	432
93N204	432
93N208	432
93N212	432
93N216	432
93N220	432
93N224	432
93N228	432
93N232	432
93N236	432
93N240	432
93N244	432
93N248	432
93N252	432
93N256	432
93N260	432
93N264	432
93N304	432
93N308	432
93N312	432
93N316	432
93SE001	429, 432

Order No.	Page(s)	Order No.	Page(s)	Order No.	Page(s)	Order No.	Page(s)
93SE003	429	9401-31	647	94SE432	429	9516	628
93SE148	429	9401-32	647	94SE436	429	9518-03	634, 635
93SE152	429	9401-33	647	94SE440	429	9518-03S	635
93SE156	429	9401-35	646	94SE444	429	9518-03S	634, 635
93SE160	429	9401-36	648	94SE448	429	9518-06	634, 635
93SE164	429	9401-40	646	94SE452	429	9518-08	634, 635
93SE204	429	9401-45	646	94SE456	429	9518-10	634, 635
93SE208	429	9401-50	653	94SE460	429	9518-13	634, 635
93SE212	429	9401-66	652	94SE464	429	9518-13S	634, 635
93SE216	429	9401-88	652	94SEE003	429	9518-16	634, 635
93SE220	429	9402-66	652	9500-01	635, 636	9518-18	634, 635
93SE224	429	9402-88	652	9500-06	638	9518-20	635
93SE228	429	9403	654	9500-15	635, 638	9518-24	635
93SE232	429	9403-01	654	9500-15EX	635, 638	9519-03	644
93SE236	429	9403-03	654	9500-15EXSB	639	9519-03E	644
93SE240	429	9403-05	654	9500-15SB	639	9520-03M	633
93SE244	429	9403-10	653	9500-25	635, 638	9520-03MEX	633
93SE248	429	9403-11	653	9500-25EX	635, 638	9520-04M	633
93SE252	429	9403-66	652	9500-25EXSB	639	9520-05M	633
93SE256	429	9404-02	650	9500-25SB	639	9520-05MEX	625
93SE260	429	9404-04	650	9500-34	636	9520-06M	625
93SE264	429	9404-50	650	9500-35	635	9520-07M	633
93SE304	429	9406-24A	649	9500-45	635, 639	9520-09M	627
93SE308	429	9406-36A	649	9500-500	639	9520-14M	625
93SE312	429	94SE001	429	9500-55	639	9520-33M	616
93SE316	429	94SE148	429	9500-Y	636	9520-3512M	623
93SE320	429	94SE152	429	9502	632	9520-358M	623
93SE324	429	94SE156	429	9503	632	9520-36M	616
93SE328	429	94SE160	429	9503-03	636	9520-38MEX	616
93SE332	429	94SE164	429	9503-06	636	9520-3912M	620
93SE336	429	94SE204	429	9503-E	632	9520-398M	620
93SE340	429	94SE208	429	9504	631	9520-43M	617
93SE344	429	94SE212	429	9504-50	631	9520-46M	617
93SE348	429	94SE216	429	9504-50E	631	9520-50M	633
93SE352	429	94SE220	429	9505	632	9525	629
93SE356	429	94SE224	429	9505-50	633	9525-01	629
93SE360	429	94SE228	429	9506	624	9525-01E	629
93SE364	429	94SE232	429	9506-01	624	9525-50	629
93SE404	429	94SE236	429	9506-25	624	9525-50EX	629
93SE408	429	94SE240	429	9507	632	9525-50EXE	629
93SE412	429	94SE244	429	9508	633	9525-E	629
93SE416	429	94SE248	429	9509	627	9529	627
93SE420	429	94SE252	429	9509-01	627	9530	630
93SE424	429	94SE256	429	9509-01E	627	9532-15	614
93SE428	429	94SE260	429	9509-50	627	9532-15E	614
93SE432	429	94SE264	429	9509-50E	627	9532-25	614
93SE436	429	94SE304	429	9510-50	640	9532-25E	614
93SE440	429	94SE308	429	9510-50EX	641	9533	614
93SE444	429	94SE312	429	9510-55	640	9533-15	615
93SE448	429	94SE316	429	9510-60	640	9533-15E	615
93SE452	429	94SE320	429	9510-65	640	9533-25	615
93SE456	429	94SE324	429	9513	624	9533-25E	615
93SE460	429	94SE328	429	9513-05	625	9533-50	615
93SE464	429	94SE332	429	9513-05E	625	9533-50E	615
9401	648	94SE336	429	9513-25E	624	9533-E	614
9401-05	648	94SE340	429	9513-E	624	9534	626
9401-10	648	94SE344	429	9514	624	9534-15	626
9401-12	648	94SE348	429	9514-05	625	9534-15C	626
9401-20	646	94SE352	429	9514-05E	625	9534-25	626
9401-25	646	94SE356	429	9514-06	625	9534-25C	626
9401-25A	646	94SE360	429	9514-06E	625	9535-08	622
9401-26	646	94SE364	429	9514-25	624	9535-08DC	622
9401-26A	646	94SE404	429	9514-E	624	9535-08L	622
9401-27	646	94SE408	429	9515	628	9535-08LDC	622
9401-27A	646	94SE412	429	9515-01	628	9535-12	623
9401-28	647	94SE416	429	9515-50EX	628	9535-12DC	623
9401-28S	647	94SE420	429	9515-50EXE	628	9535-12L	623
9401-29	647	94SE424	429	9515-DC	628	9535-12LDC	623
9401-30	647	94SE428	429	9515-E	628	9536	614



Order No.	Page(s)
9536-15	615
9536-25	615
9536-50	615
9537	626
9537-15	626
9537-25	626
9538	614
9538-15	615
9538-15E	615
9538-25	615
9538-25E	615
9538-50	615
9538-50E	615
9538-E	614
9539-08	619
9539-08I	621
9539-12	619
9539-12DC	619
9539-12EX	619
9539-12EXI	621
9539-12I	621
9539-16	620
9539-16DC	620
9539-16EX	620
9540-50	636
9540-50EX	636
9540-60EX	636
9541-05	643
9541-10	643
9541-18	642
9541-22	642
9543	616
9543-15	616
9543-15E	616
9543-25	616
9543-25E	616
9543-E	616
9546	616
9546-15	616
9546-25	616
9548	617
9548-15	617
9548-15E	617
9548-25	617
9548-25E	617
9548-E	617
9550-01	636
9550-06	638
9550-15	638
9550-15EX	638
9550-15EXSB	639
9550-15SB	639
9550-25	638
9550-25EX	638
9550-25EXSB	639
9550-25SB	639
9550-50	636
9550-55	639
9550-Y	636
9553	618
9553-15	618
9553-25	618
9556	618
9556-15	618
9556-25	618
9558	618
9558-15	618
9558-25	618
95CT001	442

Order No.	Page(s)
95CT002	442
95CT003	442
95CT004	442
95CT136	442
95CT140	442
95CT144	442
95CT148	442
95CT152	442
95CT156	442
95CT160	442
95CT164	442
95CT204	442
95CT208	442
95CT212	442
95CT216	442
95CT220	442
95CT224	442
95CT228	442
95CT232	442
95CT236	442
95CT240	442
95CT244	442
95CT248	442
95CT252	442
95CT256	442
95CT260	442
95CT264	442
95CT304	442
95CT308	442
95CT312	442
95CT316	442
95CT320	442
95CT324	442
95CT328	442
95CT332	442
95CT336	442
95CT340	442
95CT344	442
95CT348	442
95CT352	442
95CT356	442
95CT360	442
95CT364	442
95CT416	442
95CT432	442
95CT440	442
95CT448	442
95CT464	442
95CT6S	442
9600-01	635, 636
9600-15	635, 638
9600-15EX	635, 638
9600-25	635, 638
9600-25EX	635, 638
9600-36	635
9600-45	635, 639
9600-50	635, 636
9600-500	639
9600-55	636
9600-Y	636
9650-01	636
9650-15	638
9650-15EX	638
9650-25	638
9650-25EX	638
9650-Y	636
96CT001	442
96CT002	442
96CT003	442

Order No.	Page(s)
96CT004	442
96CT136	442
96CT140	442
96CT144	442
96CT148	442
96CT152	442
96CT156	442
96CT160	442
96CT164	442
96CT204	442
96CT208	442
96CT212	442
96CT216	442
96CT220	442
96CT224	442
96CT228	442
96CT232	442
96CT236	442
96CT240	442
96CT244	442
96CT248	442
96CT252	442
96CT256	442
96CT260	442
96CT308	442
96CT316	442
96CT324	442
96CT332	442
96CT340	442
96CT348	442
96CT356	442
96CT364	442
96CT416	442
96CT432	442
96CT440	442
96CT448	442
96CT464	442
96CT532	442
96CT6S	442
9700-15	638
9700-25	638
9700-26	636
9700-65	520
9801	610
9801-88	610
9804-03	610
9804-14	610
9804-16	610
9804-17	610
9806	519
9815-EF	524, 525
9815-EFE	525
9820-HP	536
9820-LP	520
9821	519
9821-E	519
9825-EF	529
9832	519
9832-E	519
9833	519
9833-E	519
9850	519
9871-01EC	536
9871-02	535, 536
9871-03	536
9871-50E	536
9872	534
9872-40	534

Order No.	Page(s)
9872-40W/O	534
9872-60	535
9872-61	535
9872-62	535
9872-W/O	534
9873	534
9873-40	534
9874-EFC	537
9874-MR	534
9874-W/O	535
9875	534
9875-40	534
9875-40W/O	534
9875-W/O	534
9876-MR	534
9878	534
9878-100	533, 534
9878-150	533, 534
9878-151	533, 534
9878-40	534
9878-40W/O	534
9878-EFC	537
9878-W/O	534
9890-02	518
9890-04	518
9891-01	518
9892-01	518
9892-02	518
9892-04	518
9900-40	520
9900-45	520
9901	512
9901-25	512
9902	512
9902-C	512
9902-CV	512
9902-EF	526, 530
9902-HC	512
9903	514, 545, 546
9903-25	546
9903-C	514, 546
9903-CV	514, 546
9903-D	514, 546
9903-HC	514, 546
9904	515, 545, 546
9904-25	515, 546
9904-35	515, 545, 547
9904-36	516, 545, 547, 558
9904-C	515, 546
9904-CV	515, 546
9904-CVW	516, 547
9904-CVWB	515, 547
9904-CW	516, 547
9904-CWB	515, 547
9904-D	515, 546
9904-DW	516, 547
9904-DWB	515, 547
9904-HC	515, 546
9904-HCW	516, 547
9904-HCWB	515, 547
9904-W	516, 545, 547
9904-WB	515, 545, 547
9907-CG	515, 546
9907-CVG	515, 546
9907-CVWADF	516, 547
9907-CWADF	516, 547
9907-DG	515, 546
9907-DWADF	516, 547
9907-G	515, 545, 546

Order No.	Page(s)
9907-HCG	515, 546
9907-HCWADF	516, 547
9907-WADF	516, 545, 547
9909-03	514
9909-03C	514
9909-10	514
9909-11	514
9909-CHD	514
9909-CRD	514
9909-CSD	514
9909-CVHD	514
9909-CVRD	514
9909-CVSD	514
9909-HCHD	514
9909-HCRD	514
9909-HCSD	514
9909-HD	514
9909-RD	514
9909-SD	514
9910	513
9910-03	514
9910-10	513
9910-11	511, 517, 545
9910-15	513
9910-25	514
9910-D	513
9910-EF	524, 526, 530
9911-10	513
9911-20	513
9911-29	538, 539
9911-29S	538, 539
9911-C	513
9911-CV	513
9911-HC	513
9912-C	513
9912-CV	513
9912-D	513
9912-EF	530
9912-HC	513
9920	512
9933	555
9933-21	555
9935	560
9935-BHTX54V	556
9935-BHTX81V	556
9935-BLW	556
9935-DLX	560
9935-DLXE	560
9935-E	560
9935-FIL	556
9935-X54V	560
9935-X81V	560
9937-AFFADF	515, 546, 557
9937-BHTG	556, 557
9937-BHTWADF	556, 558
9937-G	557
9937-WADF	558
9990	511, 517, 538, 545
9991	511, 517, 538, 545
9991-25	597
9992	511, 517, 538, 545
AIR-ADFFA	563
AIR-CL	562, 563, 587
AIR-HEL	587
AIR-SH	587
AIR-WHA-04	587
AIR-WHA-10	587
AP-1	561
AP-4500V-AIR	561

Order No.	Page(s)
AP-AFI-01	561, 566
AP-AIRDUCT-01	562, 564, 565, 566
AP-AR-SH	561, 562, 563
AP-BAT-03	561, 566
AP-BFFVX-1500	561
AP-BLW-02	561, 566
AP-BT3-FR	566
AP-BTC-03	566
AP-CHG-03	561, 566
AP-FIL-03-12	561, 566
AP-FIL-03-4	561
AP-FIL-03-4	566
AP-FIL-04-10	561, 566
AP-HFS-01	566
AP-HFS-02	562, 563, 566
AP-HFS-03	564, 565, 566
AP-HG-K	562, 564, 565
AP-QCFS-K1	564, 565
AP-SA-01-2	561, 566
AP-SWB-01	562, 564, 565
AP-WBT-01	561, 566
AP-WBT-02	561
AP-WBT-EXT	561
AP-WBTSP-01	561
AP-X81VX-1500	561
BAG-CANVAS-01	585
BAG-HELMET-01	585
BB6021	210
BFFVX	564, 572
BFFVX-1500	575, 579
BFFVX3-1800	575, 580
BG-1	586
BG1-2CL	586
BG2-2CL	586
BG4-K	586
BG-FF-5	586
BG-FF-8	586
BG-FL	586
CA-CAC-02	561, 585
CAR-CS	584
CAR-SCR	584
CG-01	585
D-HOL-1.0	605
D-HOL-1.5	605
D-HOL-2.0	605
D-HOL-2.5	605
D-HOL-3.0	605
FLV-0815040-10	587
FLV-0815040-100	587
FLV-0815060-10	587
FLV-0815060-100	587
FS-CH	587
FSHHA-01	588
FSHHA-02	588
FSHHA-03	588
G-ACT-A1101	604
G-ACT-B1204	604
G-CLIP-05	605
G-COR-A1301	604
G-FLY-A1101	604
G-FLY-A1301	604
G-FLY-B1202	604
G-HOL-A1501	605
G-HOL-B1205	605
H-0300	574
HH-T1-OR	588
HH-T1-WR	588
HH-T1-YR	588
HH-T2-OR	588

Order No.	Page(s)
HH-T2-WR	588
HH-T2-YR	588
MA000	436
MTA001	436
MTA002	436
MTA003	436
MTA004	436
MTA005	436
MTA006	436
MTA007	436
MTA008	436
NV20-00	550, 551
NV20-00H	551
NV20-00HC	551
NV20-00LP	551
NV20-16	550, 551
NV20-17	551
NV30-00	550
NV30-00H	550
NV30-00HC	550
NV37-25	550
RSA003	436
RSA004	436
RSA006	436
RSA007	436
RSA008	436
S240-10	571
S240-10-0300	574, 576
S240-11	571
S240-12	571
S240-8	571
S240-9	571
S450-10	571
S450-11	571
S450-12	571
S450-9	571
S540-10	571
S540-11	571
SE-1000	602
SE-1001	602
SE-1002	602
SE-1003	602
SE-1004	602
SE-1005	602
SE-1006	602
SE-1007	602
SE-2000	603
SE-2001	603
SE-2002	603
SE-2003	603
SE-2004	603
SE-2005	603
SE-2006	603
SE-2007	603
SE-2008	603
SE-2009	603
SE-2100	603
SE-2200	603
SE-2250	603
SE-2300	603
SE-7000	603
SE-7001	603
SE-7002	603
SE-7003	603
SE-7004	603
SE-7008	603
SE-7009	603
SS240-V	571
SS240-V-0300	574, 576

Order No.	Page(s)
SUHHA-02	588
SUHHA-03	587, 588
T240-10	571
T240-10-0300	576
UHHA-01	588
UML-100	583
UML-150	583
UML-200	583
UML-250	583
UML-300	583
V-1500	575
VML-100	583
VML-150	583
VML-200	583
VML-250	583
X450V	572
X54V	572
X54V-1500	575, 579
X54Vi	572
X54Vi-1500	575, 579
X81VX	565, 572
X81VX-1500	575, 579

# Authorized service centers

## *Mechanical product lines*

### ALBERTA

---

#### *Calgary*

##### **INDUSTRIAL POWER TOOL MAINTENANCE LTD**

4115 64 Ave SE #8, Calgary, AB T2C 2C8  
403 261-0780

#### *Edmonton*

##### **CELTIC INDUSTRIAL TOOLS & REPAIR LTD**

5736 103a St NW, T6H 2J5  
780 431-0970

##### **DAN'S POWER TOOL REPAIR SERVICE INC.**

8153 Wagner Rd. NW, T6E 4N6  
780 490-1955

##### **QUALITY TOOL REPAIR LTD**

11216 - 156 St., T5M 1Y3  
780 702-1686

### BRITISH COLUMBIA

---

#### *Burnaby*

##### **PROTOOL SALES & SERVICE LTD**

109-3070 Norland Avenue, V5B 3A6  
604 299-6664

#### *Kelowna*

##### **CENTRAL ELECTRIC MOTOR REWIND LTD**

104-1765 Springfield Rd., V1Y 5V5  
250 860-4415

#### *Mission*

##### **ROB'S TOOL SERVICES**

12325 Cardinal Place, V4S 1L3  
604 374-1830

#### *Richmond*

##### **PROTOOL INDUSTRIAL SALES & SERVICE LTD**

160-11960 Hammersmith Way, V7A 5C9  
604 271-3220

### MANITOBA

---

#### *Winnipeg*

##### **ATHENA SMALL EQUIPMENT REPAIR**

1474 Wellington Ave., R3E 0K5  
204 786-1900

##### **ACCUTOOL INDUSTRIAL SOLUTIONS**

532 Berry St., R3H 0R9  
204 772-6523

### NEWFOUNDLAND

---

#### *St. John's*

##### **RIDEOUT TOOL & MACHINES INC.**

222 Kenmount Rd., A1B 3R2  
709 754-2240

### NOVA SCOTIA

---

#### *Dartmouth*

##### **DEITER'S TOOL & SAW SERVICE LTD**

109 Ilsley Ave., Unit 10, B3B 1S8  
902 468-4888

### ONTARIO

---

#### *Barrie*

##### **TONY'S POWER TOOL & VACUUM SERVICE**

59 Bellfarm Rd., L4M 5G1  
705 726-1142

#### *Bradford*

##### **BRADFORD RENTAL SALES & SERVICE LTD**

192 Bridge St., L3Z 3H2  
905 775-7101

#### *Brantford*

##### **TOLHURST POWER TOOL REPAIR**

53 Hill Ave., N3R 4G8  
519 755-6277

#### *Chelmsford*

##### **BRS BATTERY LTD**

3450 Highway 144 North, P0M 1L0  
705 855-0473

#### *Concord*

##### **CONCORD HARDWARE**

374 Bowes Rd., L4K 1K1  
905 669-9914

#### *Cornwall*

##### **D-TECH POWER TOOL SERVICE**

1112 Marleau Ave., K6K 2W8  
613 938-9157

#### *Hamilton*

##### **ACTIVE TOOL REPAIR**

955 Barton St. E., L8L 3C4  
905 545-7646

#### *Innerkip*

##### **KC'S REPAIR CENTER**

156 Blandford St., N0J 1M0  
519 469-3351

#### *Kitchener*

##### **RMW ELECTRIC INC.**

350, Shirley Ave., Unit No. 6, N2B 2E1  
519 744-1821

#### *London*

##### **PRYDE INDUSTRIAL INC.**

542 187 Exeter Rd., N6L 1A4  
519 690-1111

#### *Millbank*

##### **MILLBANK HARDWARE**

7003 Raymond Drive, N0K 1L0  
519 595-4212

#### *Mississauga*

##### **MISSISSAUGA REPAIR CENTER**

3120 Glen Erin Drive, L5L 1R6  
905 828-1565

##### **ORIGINAL POWER TOOL CO. LTD**

7508 Bath Rd., L4T 1L2  
905 612-8252

#### *North Bay*

##### **GATEWAY PROFESSIONAL TOOLS**

790B Cassells St., P1B 4A4  
705 495-4906

### *Ottawa*

**OTTAWA FASTENER SUPPLY LTD**  
2205 Robertson Rd., K2H 5Z2  
613 828-8399

### *Sarnia*

**SERV A TOOL & REPAIRS LTD**  
504 McGregor Side Road, N7T 7H5  
519 344-8837

### *Scarborough*

**GEORGE POWER TOOL SERVICE INC.**  
1365 Morningside Ave., Unit 11  
M1B 4Y5  
416 286-3933

### *St. Catharines*

**A & A POWER TOOL REPAIR LTD**  
10-A Nihan Drive, L2N 1L1  
905 646-4881

### *Toronto*

**IMPACT TOOLS & SUPPLIES**  
1170 The Queensway, M8Z 1R5  
416 255-7789

## **QUÉBEC**

---

### *Alma*

**RÉPARATION INDUSTRIELLE  
LAC ST-JEAN**  
1950, ave. Lamountain Nord, G8B 4Y1  
418 668-3350

### *Anjou*

**DORSON LTÉE**  
8551, boul. Parkway Blvd, H1J 1N1  
514 351-0160

### *Beloil*

**OUTILLAGE PLACIDE MATHIEU INC.**  
670, rue Picard, J3G 5X9  
450 467-3565

### *Chicoutimi*

**J. SIROIS ÉLECTRIQUE INC.**  
2203, rue Roussel, G7G 1W4  
418 543-3308

### **PNEUMATIQUE RG**

1171, rue de la Manic, G7K 1A1  
418 545-3609

### *Drummondville*

**DOCTEUR DE L'OUTIL INC.**  
2405, rue St-Pierre, J2C 5A7  
819 478-1109

### *Granby*

**FIXACLOUS INC.**  
625, rue Cowie, J2G 3X4  
450 378-0049

### *Laval*

**SERVICE D'OUTILS F.G.L. INC.**  
949, rue Michelin, H7L 5B6  
450 972-7979

### *Marieville*

**OXYMAX INC.**  
115, ch. du Ruisseau St-Louis O.  
J3M 1P7  
450 460-7255

### *Matane*

**ROLAND DUMAS (1997) INC.**  
147, rue Thibeault, G4W 2V8  
418 562-4947

### *Mont-Laurier*

**CENTRE DE RÉPARATION  
LÉON GRENIER INC.**  
1260, boul. A. Paquette, J9L 1M7  
819 623-3740

### *Mont-Royal*

**OUTIL PAC INC.**  
5895, ave. Andover, H4T 1H8  
514 733-3555

### *Montmagny*

**RÉPARATION ÉLECTRIQUE  
MONTMAGNY INC.**  
170, 4<sup>ème</sup> rue, G5V 3L5  
418 248-2072

### *Montréal*

**BIO-TECH J.A.**  
514 703-8083  
Bio-Circle products, QC & ON only

### **INOLEC INC.**

100, rue De Port Royal E., H3L 1H7  
514 384-9021

### **J. CARRIER FOURNITURES INDUSTRIELLES**

100 rue de Port Royal Est, H3L 1H7  
514 384-9021

### *Plessisville*

**SERVI MAX**  
1124, rue St-Calixte, G6L 1N8  
800 567-3186

### *Québec*

**CLINIQUE D'OUTILLAGE M.P. INC.**  
3075, boul. Wilfrid-Hamel  
Suite 107, G1P 4C6  
418 877-3371

### **RÉPARATION D'OUTILS RAYMOND MARTEL INC.**

2025, rue Lavoisier, bur. 180, G1N 4L6  
418 681-9444

### *Rouyn Noranda*

**ATELIER REPAR ENR.**  
47, ave. De la Matapédia, J9X 1R4  
819 762-4446

### **ÉQUIPEMENTS TNO (2005) INC.**

325, boul. Industriel, J9X 6P2  
819 764-3221

### *Sept-Îles*

**DISTRIBUTIONS JRV INC.**  
5, rue Regnault, G4R 3R4  
418 962-6249

### *Sherbrooke*

**DO-MAR ÉLECTRIQUE INC.**  
1136, rue King E., J1G 1E4  
819 563-2234

### *St-Antoine*

**ALAIN MAILLOUX DYNATECH**  
788, ch. Rivière-Verte, G0L 2J0  
418 867-3811

### *St-Georges-de-Beauce*

**VEILLEUX & FILS INC.**  
3195, boul. Dionne, G5Y 5E6  
418 228-6207

### *St-Jean-sur-Richelieu*

**MOTEURS ÉLECTRIQUES ST-JEAN INC.**  
505, rue St-Jacques, J3B 2M1  
450 347-3265

### *Trois-Rivières*

**BEL-OUTIL ENR.**  
1200, rue Dubord, G8T 9C7  
819 378-0237

### *Val d'Or*

**HYTEX 85 INC.**  
1721, ch. Sullivan, J9P 1M7  
819 825-1475

### *Ville-Marie*

**TEMLAC LTÉE**  
43, rue des Oblats N., J9X 1J1  
819 629-3143

## **SASKATCHEWAN**

---

### *Saskatoon*

**SASK TOOL REPAIR LTD**  
311A 47th St. E., S7K 5H2  
306 244-9981







**Allegro Industries**  
1360 Shiloh Church Rd  
Piedmont, SC 29673

Toll Free Phone: 800-622-3530

AllegroIndustries  
 allegro-industries  
 AllegroIndustries



**Drillco Cutting Tools**  
13011 S. Choctaw Dr.  
Baton Rouge, LA 70815

Toll Free Phone: 800-851-3821  
Toll Free Fax: 800-315-9225  
sales@drillco-inc.com



**Triumph Twist Drill**  
1 Southwest 7<sup>th</sup> Street  
Chisholm, MN 55719

Toll free: 800-942-1501  
Phone: 218-263-3891  
Fax: 218-263-3887  
customerservicettd@mntwist.com



**Walter Surface Technologies  
Montreal**

5977 Trans Canada Highway  
Pointe-Claire, Quebec H9R 1C1  
Tel.: 514 630-2800  
Toll free: 1 800 363-7368  
Fax: 514 630-2825

**Toronto**

151 Superior Blvd., Unit 12  
Mississauga, Ontario L5T 2L1  
Tel.: 905 795-8555  
Toll free: 1 888 821-9444  
Fax: 905 795-8558

**Edmonton**

18527 – 104 Avenue NW  
Edmonton, Alberta T5S 2V8  
Tel.: 780 451-2053  
Toll free: 1 866 435-1271  
Fax: 780 453-1589

**Vancouver**

1-1595 Cliveden Ave. West  
Delta, British Columbia V3M 6M2  
Tel.: 604 540-4777  
Toll free: 1 877 366-9258  
Fax: 604 540-4778  
Fax toll free: 1 877 329-9258

**FOR PRODUCT INFORMATION OR A  
DEMONSTRATION AT YOUR FACILITY**

CALL TOLL FREE 888 592-5837  
csr@walter.com • walter.com

WalterSurfaceTech  
 Walter-Surface-Technologies  
 @waltersurfacetech  
 TheWalterNetwork

MEMBER OF:



98E084

AVAILABLE AT: