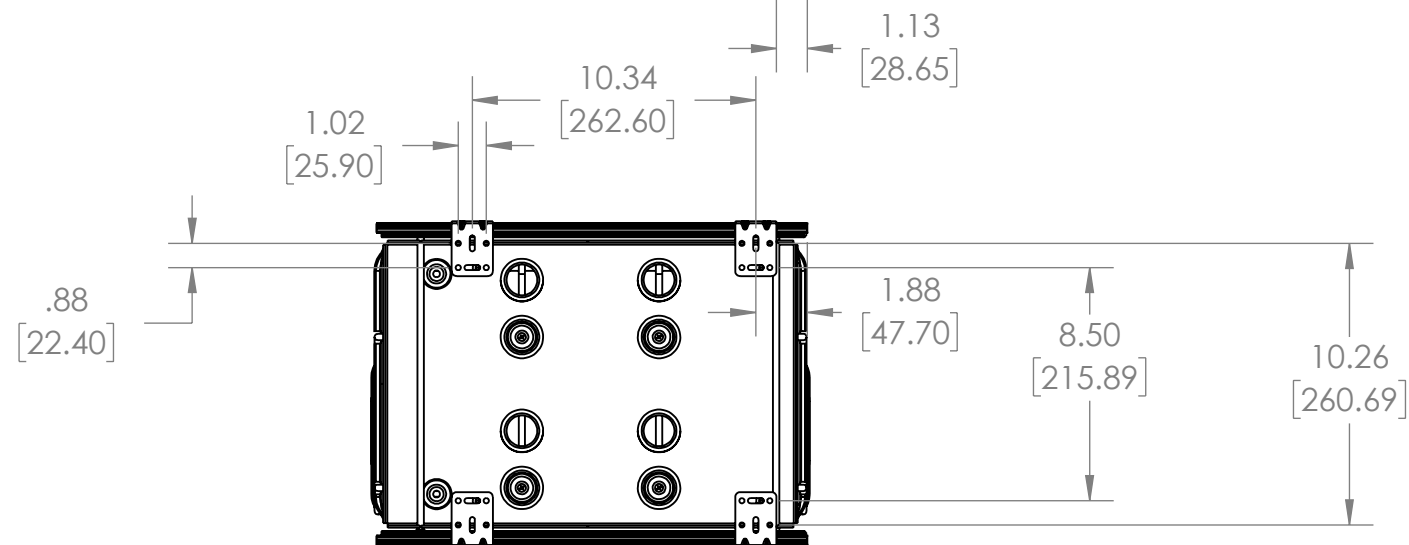
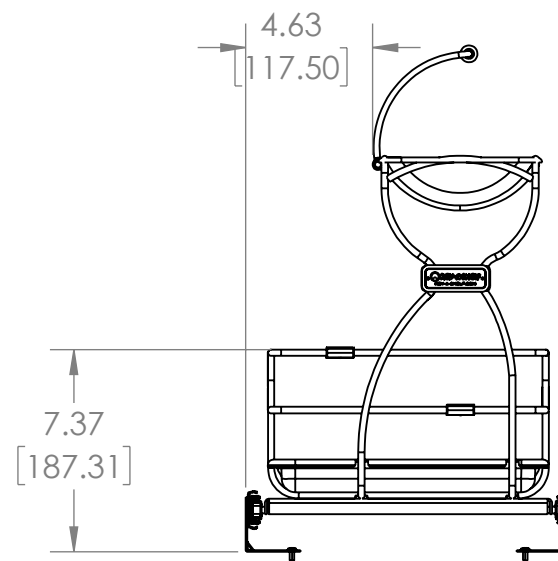
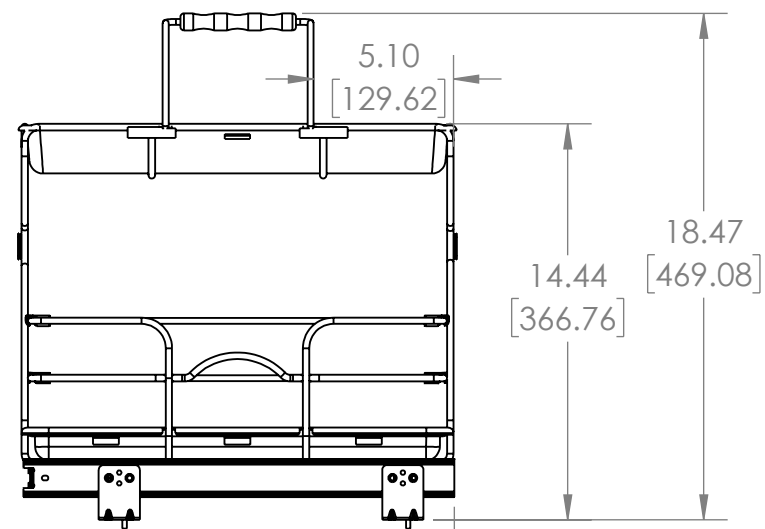
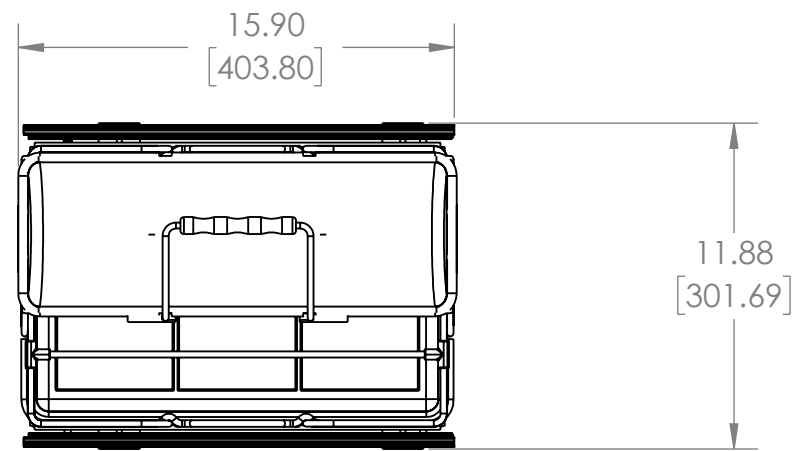


4

3

2

1



**PROPRIETARY AND CONFIDENTIAL**

This drawing is the property of Rev-A-Shelf LLC (RAS) and is disclosed in confidence to the extent its subject matter is original to RAS. Any vendor receiving this drawing from RAS shall hold and use this drawing for the sole benefit of RAS and shall not disclose it to, or use or reproduce it for any third party, or perform any act adverse to the interest of RAS with respect to this drawing without the express written permission of RAS. Vendors shall not revise any physical, dimensional or performance characteristic unless authorized by Rev-A-Shelf Engineering.

REV	DATE	BY	DESCRIPTION OF CHANGE

UNLESS OTHERWISE SPECIFIED:  
 TOLERANCES = INCH/(MM)  
 MAT. DEC.  
 (WOOD) .XX +/--.03 [.8mm]  
 (OTHER) .XX +/--.02 [.5mm]  
 (ALL) .XXX +/--.005 [.13 mm]  
 FRACTIONS +/-1/32 [.8 mm]  
 ANGLES +/-1/2°

First Angle Projection



MATERIAL FINISH

DO NOT SCALE DRAWING NAME DATE

DRAWN BKT 11/4/22

Description:  
**544 CADDY**

PART NO. 544-12KD-1

SIZE DWG. NO. REV  
**B** 544-12KD-1

SCALE: 1:8 WEIGHT: SHEET 1 OF 2

4

3

2

1

B

B

A

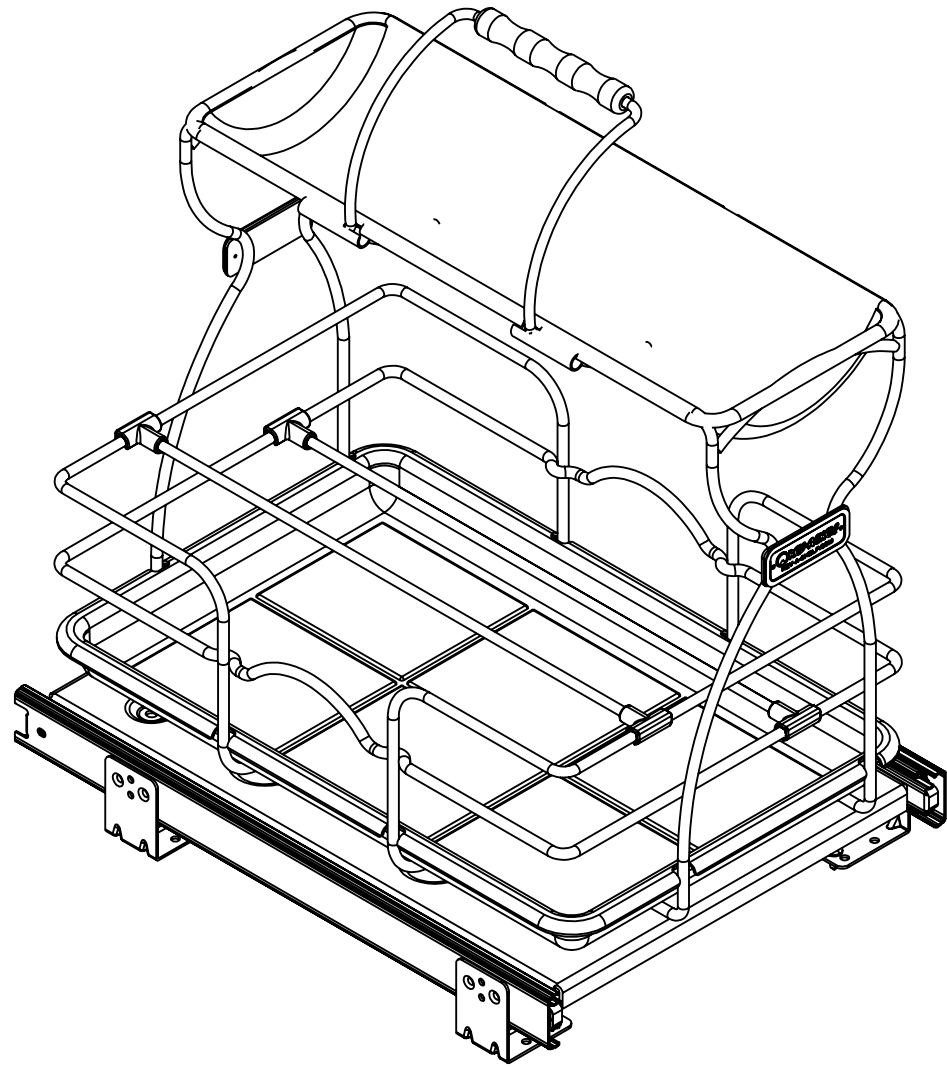
A

4

3

2

1



PART DIMENSIONS	
WIDTH	11.88 [301.8]
DEPTH	15.90 [403.9]
HEIGHT	18.47 [469.1]

MIN CABINET OPENING				
	FACE FRAME	FRAMELESS	INSET FACE FRAME	INSET FRAMELESS
WIDTH	12 [304]	12 [304]	12 [304]	12 [304]
DEPTH	16 1/4 [412.8]	17 [431.8]	16 1/4 [412.8]	17 [431.8]
HEIGHT	18 5/8 [473.1]	18 5/8 [473.1]	18 5/8 [473.1]	18 5/8 [473.1]

SLIDE SPECIFICATIONS				
SLIDE PART NUMBER	N/A	RELEASE LEVER PART NUMBER	N/A	
SLIDE TYPE	BALL BEARING	SLIDE EXTENSION	15.75 [400]	MAX WEIGHT RATING
SLIDE CLOSING	N/A	SLIDE LENGTH		
SLIDE MOUNTING	BOTTOM	SLIDE FINISH	ZINC	75 LB

**PROPRIETARY AND CONFIDENTIAL**  
 THE INFORMATION CONTAINED IN THIS DRAWING IS THE SOLE PROPERTY OF <INSERT COMPANY NAME HERE>. ANY REPRODUCTION IN PART OR AS A WHOLE WITHOUT THE WRITTEN PERMISSION OF <INSERT COMPANY NAME HERE> IS PROHIBITED.

		UNLESS OTHERWISE SPECIFIED:		NAME	DATE	TITLE: <b>544 CADDY</b>			
		DIMENSIONS ARE IN INCHES		DRAWN	BKT			11/4/22	
		TOLERANCES: FRACTIONAL ± ANGULAR: MACH ± BEND ± TWO PLACE DECIMAL ± THREE PLACE DECIMAL ±		CHECKED					
		INTERPRET GEOMETRIC TOLERANCING PER:		ENG APPR.					
		MATERIAL		MFG APPR.			SIZE	DWG. NO.	REV
NEXT ASSY	USED ON	FINISH		Q.A.			<b>B</b>	544-12KD-1	
APPLICATION		DO NOT SCALE DRAWING		COMMENTS:			SCALE: 1:8	WEIGHT:	SHEET 2 OF 2

4

3

2

1

B

B

A

A